

## Chiral Logs in Quenched QCD

S.J. Dong<sup>a</sup>, T. Draper<sup>a</sup>, I. Horváth<sup>a</sup>, F.X. Lee<sup>b,c</sup>, K.F. Liu<sup>a</sup>, N. Mathur<sup>a</sup> and J.B. Zhang<sup>d</sup>

<sup>a</sup>*Department of Physics and Astronomy, University of Kentucky, Lexington, KY 40506*

<sup>b</sup>*Center for Nuclear Studies, Department of Physics,*

*George Washington University, Washington, DC 20052*

<sup>c</sup>*Jefferson Lab, 12000 Jefferson Avenue, Newport News, VA 23606*

<sup>d</sup>*CSSM and Department of Physics and Mathematical Physics,*

*University of Adelaide, Adelaide, SA 5005, Australia*

### Abstract

The quenched chiral logs are examined on a  $16^3 \times 28$  lattice with Iwasaki gauge action and overlap fermions. The pion decay constant  $f_\pi$  is used to set the lattice spacing,  $a = 0.200(3)$  fm. With pion mass as low as  $\sim 180$  MeV, we see the quenched chiral logs clearly in  $m_\pi^2/m$  and  $f_P$ , the pseudoscalar decay constant. We analyze the data to determine how low the pion mass needs to be in order for the quenched one-loop chiral perturbation theory ( $\chi$ PT) to apply. With the constrained curve-fitting method, we are able to extract the quenched chiral log parameter  $\delta$  together with other low-energy parameters. Only for  $m_\pi \leq 300$  MeV do we obtain a consistent and stable fit with a constant  $\delta$  which we determine to be  $0.24(3)(4)$  (at the chiral scale  $\Lambda_\chi = 0.8$  GeV). By comparing to the  $12^3 \times 28$  lattice, we estimate the finite volume effect to be about 2.7% for the smallest pion mass. We study the quenched non-analytic terms in the nucleon mass and find that the coefficient  $C_{1/2}$  in the nucleon mass is consistent with the prediction of one-loop  $\chi$ PT. We also make the first determination of the non-leading chiral log in  $f_\pi$  (there is no leading chiral log in quenched QCD). We conclude from this study that it is imperative to cover only the range of data with the pion mass less than  $\sim 300$  MeV in order to examine the chiral behavior of the hadron masses and decay constants in quenched QCD and match them with quenched one-loop  $\chi$ PT.

PACS numbers: 11.15.Ha, 12.28.Gc, 11.30.Rd

## I. INTRODUCTION

One of the important goals of lattice QCD is to understand, from first principles, low-energy hadron phenomenology as a consequence of chiral symmetry. However, there have been problems with regard to chiral symmetry since the advent of the lattice formulation. The lack of chiral symmetry in traditional approaches (such as Wilson fermions and staggered fermions) leads to a plethora of conceptual and technical difficulties. In particular, due to critical slowing down and the existence of exceptional configurations, there is a practical limit on how low in quark (or pion) mass one can carry out a Monte Carlo simulation. The existing calculations with these fermions are typically limited to pion mass greater than  $\sim 300$  MeV. As such, the extrapolation from the current lattice data with pion mass above  $\sim 300$  MeV, sometimes well above, to the physical pion mass of 137 MeV is both a theoretical and a practical challenge. The primary concern is whether the quark mass region (of the lattice data) is inside the range where  $\chi$ PT applies. If not, one does not have a reliable analytic form in quark mass dependence to allow for an unbiased extrapolation. Furthermore, most of the quenched  $\chi$ PT calculations are carried out at one-loop order; this limits its range of applicability further, to even smaller quark masses. How small does the quark mass have to be in order to see the chiral behavior predicted by  $\chi$ PT? Is the strange quark in the radius of convergence of  $\chi$ PT? Is there a way to model the chiral extrapolation from well above a 300 MeV pion mass without introducing systematic errors? These were some of the issues addressed in the panel discussion during the *Lattice 2002* conference [1].

Fortunately, recent progress in lattice fermions has led to formulations (such as domain-wall fermions, overlap fermions, and the fixed-point actions) with lattice chiral symmetry at finite cut-off. As a consequence, many chiral-symmetry relations [2, 3, 4, 5, 6] and the quark propagator [7] preserve the same structure as in the continuum. While a lot of progress has been made in checking the chiral symmetries in all these three formulations, we find that overlap fermions [5] offer several distinct advantages. For example, it has been demonstrated that one can simulate near the physical quark-mass region with very gentle critical slowing down [8]. Secondly, the overlap-fermion inverter can accommodate multiple masses in the calculation of quark propagators [9] and thus is particularly well-suited for studying the details of the logarithmically-varying mass dependence of physical observables. Thirdly, we find that the  $O(a^2)$  and  $O(m^2 a^2)$  errors are small [7, 8, 10]. (There are no  $O(a)$  errors

due to chiral symmetry [11].) For these reasons, in this paper we use overlap fermions in a quenched lattice calculation to study the chiral logs in the pion mass, the pseudoscalar decay constant  $f_P$ , the pion decay constant  $f_\pi$ , and the nucleon mass. We determine how small a quark mass or pion mass needs to be for one-loop  $\chi$ PT to be valid. In the present work, we only consider hadrons with degenerate quark masses. Quantities involving the strange quark such as the kaon mass and decay constant will be studied later.

## II. NUMERICAL DETAILS

Our calculation is done on a quenched  $16^3 \times 28$  lattice generated with the Iwasaki gauge action [12] at  $\beta = 2.264$  and the quark propagators are calculated with overlap fermions. The lattice spacing is 0.200(3) fm, as determined from the pion decay constant  $f_\pi(m_\pi)$ ; the box size is 3.2 fm.

The massive overlap Dirac operator [13] is defined so that at tree-level there is no mass or wavefunction renormalization [10],

$$D(m) = \rho + \frac{m}{2} + \left(\rho - \frac{m}{2}\right)\gamma_5\epsilon(H). \quad (1)$$

Here  $\epsilon(H) = H/\sqrt{H^2}$  is the matrix sign function and  $H$  is taken to be the hermitian Wilson-Dirac operator, i.e.  $H = \gamma_5 D_W$ . Here  $D_W$  is the usual Wilson fermion operator, except with a negative mass parameter  $-\rho = 1/2\kappa - 4$  in which  $\kappa_c < \kappa < 0.25$ . We take  $\kappa = 0.19$  in our calculation which corresponds to  $\rho = 1.368$ .

Throughout the paper, we shall use lattice units for dimensionful quantities, except that the lattice spacing  $a$  will be explicit in figures.

### A. Zolotarev Approximation

The numerical aspects of the calculation have been given elsewhere [8, 10]. The new ingredient is the adoption of the Zolotarev optimal rational approximation [14, 15] of the matrix sign function.

To approximate the function  $\frac{1}{\sqrt{x}}$ , it is suggested [14] that one should consider the minimization of

$$\|1 - \sqrt{x}f(x)\|_{\infty}^{[\lambda_{min}^2, \lambda_{max}^2]}, \quad (2)$$

with  $f(x)$  being approximated by a rational polynomial  $\tilde{f}(x) \in R^{m-1,m} = p(m-1)/q(m)$  where  $p(m-1)$  and  $q(m)$  are polynomials with degree  $m-1$  and  $m$ , respectively. It was proven by Zolotarev [16] that  $x\tilde{f}(x^2) \in R^{2m-1,2m}$  is the  $\|\cdot\|_\infty$ -optimal rational approximation for the sign function on  $[-|\lambda_{max}|, -|\lambda_{min}|] \cup [|\lambda_{min}|, |\lambda_{max}|]$ . By way of Zolotarev's theorem [16, 17, 18], there is an analytic solution

$$\tilde{f}(x) = A \frac{\prod_{l=1}^{m-1} (x + c_{2l})}{\prod_{l=1}^m (x + c_{2l-1})}, \quad (3)$$

where the coefficients can be expressed in terms of Jacobian elliptic functions

$$c_l = \frac{sn^2(lK/2m; \kappa)}{1 - sn^2(lK/2m; \kappa)}, \quad l = 1, 2, \dots, 2m-1, \quad (4)$$

where  $\sqrt{1 - \kappa^2} = |\frac{\lambda_{max}}{\lambda_{min}}|$  and  $K$  is the complete elliptic integral. According to Ref. [14],  $A$  is determined by the condition

$$\max_{C[1, (\frac{\lambda_{max}}{\lambda_{min}})^2]} [1 - \sqrt{x}f(x)] = -\min_{C[1, (\frac{\lambda_{max}}{\lambda_{min}})^2]} [1 - \sqrt{x}f(x)]. \quad (5)$$

However, there is a worry when the sign function  $\epsilon(H)$  is not bounded by unity because of slight numerical imprecision. From the Cauchy-Schwartz inequality  $\|\gamma_5 \tilde{\epsilon}(H)\| < \|\gamma_5\| \|\tilde{\epsilon}(H)\|$ , the overlap operator  $D(0) = 1 + \gamma_5 \epsilon(H)$  with  $\epsilon(H)$  approximated by  $\tilde{\epsilon}(H)$  could have superfluous unphysical zero modes [20]. In view of this, we fine-tune the parameter  $A$  by reducing it a little from the value determined from Eq. (5) to minimize the positive residual. This doubles the worst residuals.

For the Wilson action kernel  $H = \gamma_5 D_W$  inside the sign function, the largest eigenvalue is around 2.43 and is fairly stable over the configuration space. Furthermore, we find that the eigenstates of  $H$  to be projected out become dense at  $\sim 0.05 - 0.06$ . Thus, it is sufficient to specify  $\sqrt{1 - \kappa^2} = |\frac{\lambda_{max}}{\lambda_{min}}| = 80$ . With  $|\lambda_{max}| = 2.5$ , this gives  $|\lambda_{min}| = 0.0315$  which is smaller than the largest eigenstates ( $\sim 0.05 - 0.06$ ) we project out from the kernel  $H$ . Since the coefficients of the rational polynomial approximation are expressed in terms of the Jacobian elliptic functions, one can use as high a degree of the polynomials as the memory can hold in the multi-mass algorithm. In practice, we use 14th degree which is a sufficiently good approximation for our calculation. We plot the residual  $\epsilon_r(x) = \frac{x}{\sqrt{x^2}} - Z_{14}(x)$  for  $x > 0$  in Fig. 1 as a function of  $x$ . Here  $Z_{14}(x)$  is the 14th degree Zolotarev approximation  $x\tilde{f}(x^2)$  from Eq. (2). As we can see, in the selected window  $[0.031, 2.5]$ , the approximation is better than  $3.3 \times 10^{-10}$ . This is a good deal better than the earlier attempts which approximate

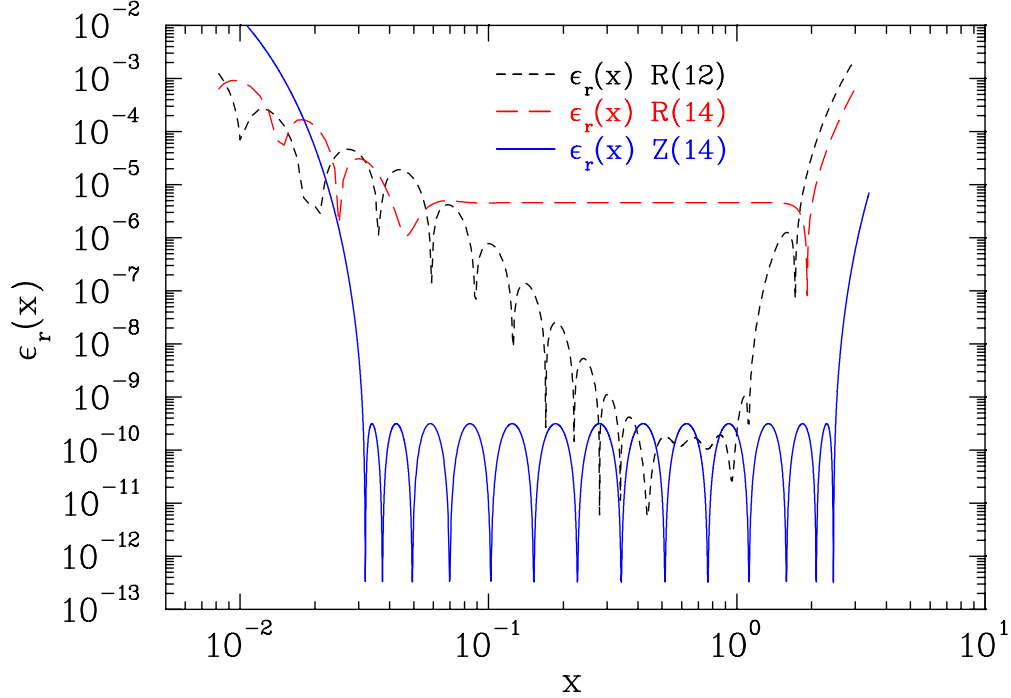


FIG. 1: The residual  $\epsilon_r(x)$  of the approximation to the sign function. The solid line is the current 14th degree Zolotarev approximation. The dashed and dotted lines are the 14th [19] and 12th [8] degree Remez approximations respectively.

$g(x)$  to  $\frac{1}{\sqrt{x}}$  with the Remez algorithm in which case the resultant approximation to the sign function with  $xg(x^2)$  is not optimal in the range  $[-|\lambda_{max}|, -|\lambda_{min}|] \cup [|\lambda_{min}|, |\lambda_{max}|]$ . We plot the residual  $\epsilon_r(x)$  for the 14th degree [9] approximation  $R(14)$  and 12th degree [8] approximation  $R(12)$  with the Remez method in comparison with the 14th degree Zolotarev approximation  $Z(14)$ . We see that the Remez method gives residuals in the order of  $10^{-5}$  in the relevant range  $[0.031, 2.5]$ . We note that according to Chebyshev's theorem, the errors of the optimal rational approximation  $\tilde{f}(x) \in R^{m,n} = p(m)/q(n)$  have  $m + n + 2$  alternating signs in the range of the approximation. Since the Zolotarev approximation to the sign function is optimal, it should satisfy this requirement. In other words, there should be 29 alternating maxima and minima (including the endpoints of the range) for the approximation with  $m = 13, n = 14$ . As seen in Fig. 1, this feature is preserved with the restriction allowing only positive residuals, as described above.

TABLE I: Coefficients for the 14th degree Zolotarev approximation in Eq. (6).

$i$	$c_i$	$q_i$
1	0.8371803911435546d-02	0.4203852824188996d-04
2	0.9813674433769438d-02	0.4230339571009471d-03
3	0.1294644813006436d-01	0.1458829357287322d-02
4	0.1831241561050564d-01	0.3894118671815802d-02
5	0.2684553134920763d-01	0.9481580995276351d-02
6	0.4004971283185919d-01	0.2225210303473774d-01
7	0.6031838397347246d-01	0.5146873615634705d-01
8	0.9155798451341547d-01	0.1185868564259925d+00
9	0.1406107013842408d+00	0.2742893835909246d+00
10	0.2211980404641135d+00	0.6437234073136943d+00
11	0.3673892837229880d+00	0.1567367648339766d+01
12	0.6933239005020095d+00	0.4183844803034055d+01
13	0.1812368256185377d+01	0.1442795672202632d+02
14	0.1555827970041009d+02	0.1451886134043600d+03

After partial fraction expansion, the approximated sign function in rational polynomial  $x\tilde{f}(x^2) \in R^{2m-1,2m}$  has the form

$$\frac{x}{\sqrt{x^2}} \sim x \sum_{i=1}^{N=14} \frac{c_i}{x^2 + q_i}. \quad (6)$$

The coefficients  $c_i$  and  $q_i$  for our 14th degree Zolotarev approximation are listed in Table I.

In order to improve the approximation of the matrix sign function as well as the convergence in the conjugate gradient inversion in the inner do loop [8, 9, 10], it is desirable to project out the lowest several eigenmodes of  $H$ . We use the Iwasaki improved gauge action which requires that a smaller number of eigenmodes be projected, compared to the Wilson and Lüscher-Weisz gauge actions [21]. We calculated 140 small eigenvalues and projected out the lowest 110 – 140 eigenmodes, based on the criterion that the residual of the eigenvalue, defined as  $\| |H_w| \lambda > -\lambda | \lambda > \| / \| \lambda \sqrt{\dim. \text{ of } H_w} \|$ , be less than  $10^{-7}$ . The next smallest eigenvalue is  $\sim 0.05 - 0.06$ , which is well within the window where the approximation for the sign function is better than  $3.3 \times 10^{-10}$ .

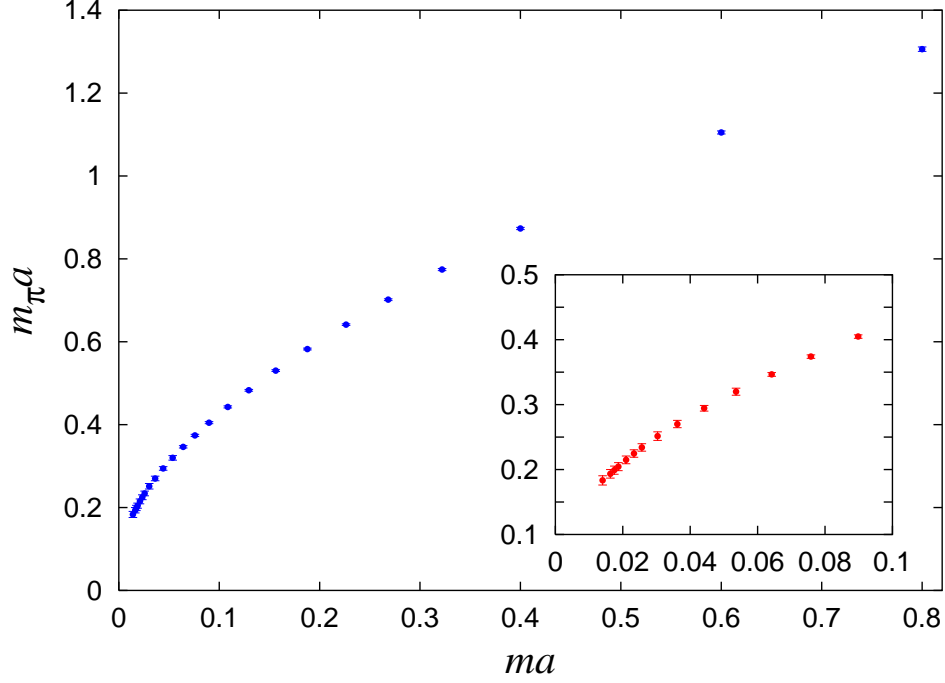


FIG. 2: The pion mass as calculated from the  $\langle PP \rangle$  correlator as a function of the bare quark mass  $m$  from 0.014 to 0.8. The insert is for the results with small quark masses up to  $m = 0.1$ .

### III. PION MASS AND ZERO MODES

We look at the pion mass as calculated from the pseudoscalar correlator  $\langle \sum_{\vec{x}} P(\vec{x}, t) P(0) \rangle$  where  $P = \bar{\psi} i \gamma_5 (1 - D/2) \psi$ . The pion masses  $m_\pi$  obtained from this correlator are listed in Table II and plotted in Fig. 2 as a function of the quark mass  $m$ . Our smallest pion mass is 181(8) MeV.

Consider the contributions of the zero modes to the meson correlator of the interpolation field  $M = \bar{\psi} \Gamma (1 - D/2) \psi$ ,

$$\begin{aligned}
& \int d^3x \langle M(x) M^\dagger(0) \rangle|_{\text{zero modes}} = \\
& - \int d^3x \left[ \sum_{i,j=\text{zero modes}} \frac{\langle \text{tr}(\psi_j^\dagger(x) \gamma_5 \Gamma \psi_i(x)) \text{tr}(\psi_i^\dagger(0) \bar{\Gamma} \gamma_5 \psi_j(0)) \rangle}{m^2} \right. \\
& \left. + 2 \sum_{i=0, \lambda > 0} \frac{\langle \text{tr}(\psi_\lambda^\dagger(x) \gamma_5 \Gamma \psi_i(x)) \text{tr}(\psi_i^\dagger(0) \bar{\Gamma} \gamma_5 \psi_\lambda(0)) \rangle}{\lambda^2 + m^2} \right], \quad (7)
\end{aligned}$$

where  $\Gamma$  is the spinorial matrix and  $\bar{\Gamma} = \pm \Gamma^\dagger$ . For the pseudoscalar case with  $\Gamma = \gamma_5$ , the zero modes contribute to both the direct and cross terms in the correlator. They contribute also to the cross terms in the  $\langle \sum_{\vec{x}} A_4(\vec{x}, t) P(0) \rangle$  correlator, where  $A_4 = \bar{\psi} i \gamma_4 \gamma_5 (1 - D/2) \psi$ .

TABLE II: Pion mass obtained from the  $\langle P | P \rangle$  correlator on a  $16^3 \times 28$  lattice. The pion decay constant  $f_\pi$  is used to set the lattice spacing,  $a = 0.200(3)$  fm.

$m$	$m_\pi$	$m_\pi$ (MeV)	$\chi^2/N$
0.80000	1.3061(53)	1289(20)	0.72
0.60000	1.1050(36)	1090(17)	0.62
0.40000	0.8734(27)	862(13)	0.45
0.32200	0.7742(24)	764(12)	0.48
0.26833	0.7016(22)	692(11)	0.56
0.22633	0.6414(21)	633(10)	0.67
0.18783	0.5824(21)	575(9)	0.80
0.15633	0.5305(21)	523(8)	0.90
0.12950	0.4829(22)	476(7)	0.92
0.10850	0.4428(24)	437(7)	0.88
0.08983	0.4048(26)	399(6)	0.80
0.07583	0.3740(27)	369(6)	0.74
0.06417	0.3465(29)	342(6)	0.69
0.05367	0.3199(33)	316(6)	0.66
0.04433	0.2944(43)	290(6)	0.64
0.03617	0.2701(56)	266(7)	0.66
0.03033	0.2514(66)	248(7)	0.68
0.02567	0.2340(57)	231(7)	0.77
0.02333	0.2247(58)	222(7)	0.80
0.02100	0.2149(59)	212(7)	0.86
0.01867	0.2045(61)	202(7)	0.95
0.01750	0.1991(63)	196(7)	1.00
0.01633	0.1934(65)	191(7)	1.07
0.01400	0.1833(72)	181(8)	1.04



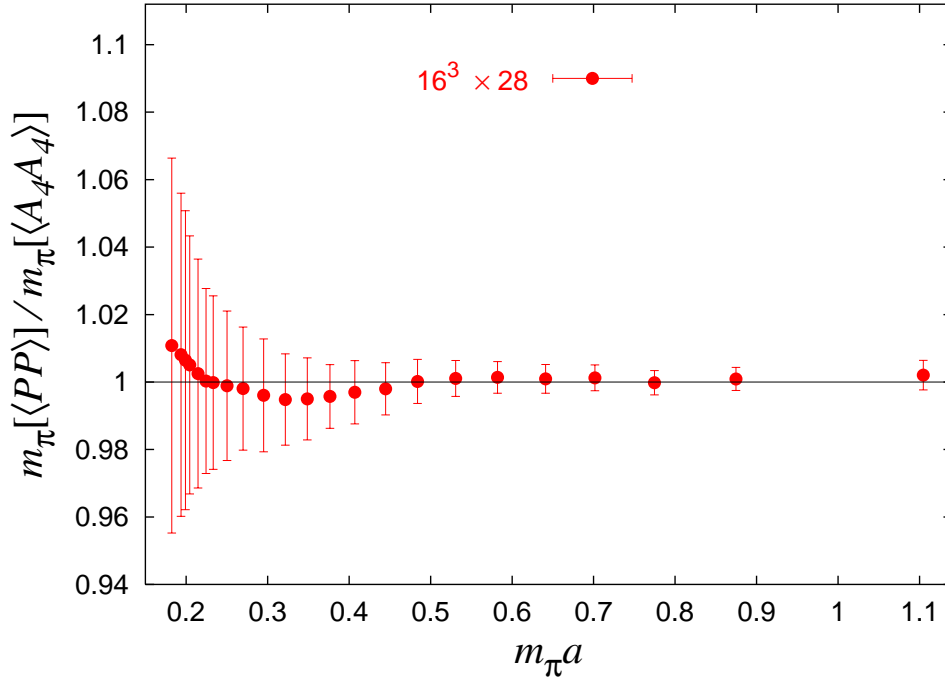


FIG. 3: Ratio of pion masses as calculated from the  $\langle PP \rangle$  and  $\langle A_4 A_4 \rangle$  correlators as a function of the  $m_\pi$  obtained from the  $\langle A_4 A_4 \rangle$  propagator.

However, they do not contribute to the  $\langle \sum_{\vec{x}} A_4(\vec{x}, t) A_4(0) \rangle$  correlator. In view of the worry that the pseudoscalar correlator may be contaminated by the zero modes [10, 22] particularly at small volumes, we look at  $\langle \sum_{\vec{x}} A_4(\vec{x}, t) A_4(0) \rangle$  to check if the masses calculated are the same as those from the  $\langle PP \rangle$  correlator. We plot the ratios of the pion masses from the  $\langle PP \rangle$  correlator and the  $\langle A_4 A_4 \rangle$  correlator in Fig. 3. We see that the ratios are basically unity within errors all the way to the smallest quark mass. Thus, we conclude that at this volume, i.e.  $V = (3.2 \text{ fm})^4$ , there is no detectable contamination due to the zero modes. However, this is not so at smaller volumes. We will show results on the  $12^3 \times 28$  lattice and discuss the volume dependence in Sec. V.

#### IV. CHIRAL LOG IN $m_\pi$

It is predicted that in the quenched approximation, there are quenched chiral logs [23, 24] arising from the hairpin diagrams; the flavor-singlet pseudoscalar correlator does not yield a full  $\eta'$  mass due to the absence of dynamical fermion loops. Instead, the would-be  $\eta'$  propagator gives a double pole of the Goldstone boson. The predicted form for the one-loop

formula in  $\chi$ PT is the following [25, 26]

$$m_\pi^2 = Am\{1 - \delta[\ln(Am/\Lambda_\chi^2) + 1]\} + A_\alpha m^2[1 + 2\ln(Am/\Lambda_\chi^2)] + Bm^2, \quad (8)$$

where the coefficients  $A$ ,  $A_\alpha$  and  $B$  are given in terms of the parameters  $\Sigma$ ,  $f$ ,  $\alpha_\Phi$  and  $2\alpha_8 - \alpha_5$  in the quenched effective chiral lagrangian, i.e.

$$\begin{aligned} A &= 2\Sigma/f^2, \\ A_\alpha &= \frac{\alpha_\Phi A^2}{3(4\pi f)^2}, \\ B &= \frac{(2\alpha_8 - \alpha_5)A^2}{(4\pi f)^2}, \end{aligned} \quad (9)$$

and  $\Lambda_\chi$  is an unphysical cutoff scale which is usually taken in  $\chi$ PT to be in the range of 0.5–1.0 GeV. The parameter  $\alpha_\Phi$  is the singlet coupling in the quenched theory. The quenched chiral log parameter  $\delta$  is

$$\delta = \frac{m_0^2}{16\pi^2 N_f f^2}, \quad (10)$$

where  $m_0 \sim 870$  MeV from the Veneziano model of the  $\eta'$  mass. From this, one estimates that  $\delta = 0.183$ .

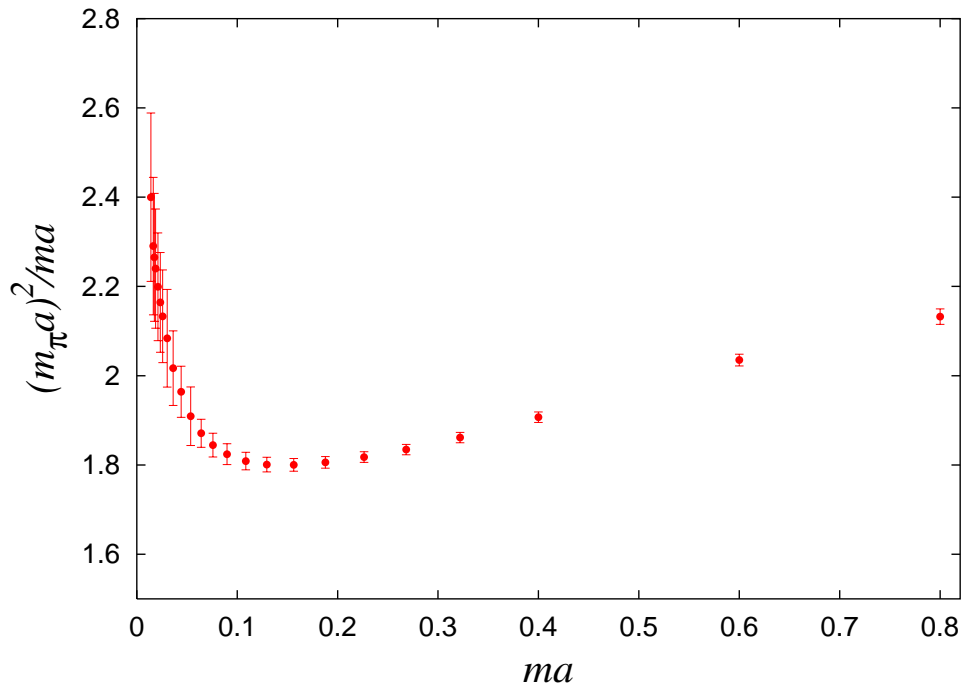


FIG. 4: The ratio  $m_\pi^2/m$  as a function of the quark mass  $m$ .

TABLE III: Summary of the quenched chiral log calculations in  $m_\pi^2$  with different fermion actions and ranges of quark masses.  $m_{\pi,min}$  is the minimum pion mass used in the fitting.  $m_{\pi,trou}$  is the pion mass at the trough of  $m_\pi^2/m$ .  $\mathcal{E}$  is the percentage of excess of the highest  $m_\pi^2/m$  at  $m_{\pi,min}$  relative to the corresponding trough at  $m_{\pi,trou}$ .

Group	Fermion	$La$ (fm)	$m_{\pi,min}$ (MeV)	$m_{\pi,trou}$ (MeV)	$\mathcal{E}$	$\delta$
CP-PACS [27]	Wilson	3.2	300	$\sim 550$	$\sim 8\%$	0.060(10) – 0.106(5)
Fermilab [28]	Wilson-Clover	2.7	290	$\sim 400$	$\sim 7\%$	0.073(20)
QCDSF [29]	Wilson-Clover	1.5-2.3	400	$\sim 800$	$\sim 11\%$	0.14(2)
MILC [30]	Staggered	2.6	320	$\sim 700$	$\sim 8\%$	0.061(3))
Kim & Ohta [31]	Staggered	2.6	210	$\sim 570$	$\sim 8\%$	0.057(13)
Blum et al. [22]	Domain Wall	3.2	390	$\sim 740$	$\sim 11\%$	0.07(4)
RCB [32]	Domain Wall	2.4	285	$\sim 660$	$\sim 6\%$	0.107(38)
BGR [33]	fixed point	2.6	210	$\sim 870$	$\sim 15\text{-}20\%$	0.17(2)
BGR [33]	Chirally Improved	2.4	240	$\sim 930$	$\sim 15\text{-}20\%$	0.18(3)
Chiu & Hsieh [34]	Overlap	1.5	440	$\sim 770$	$\sim 11\%$	$\sim 0.2$
Present work	Overlap	3.2	181	$\sim 480$	$\sim 33\%$	0.236(33)(37)

There are several calculations to extract the chiral log parameter  $\delta$  [22, 27, 28, 29, 30, 31, 32, 33, 34]. Save for Ref. [33, 34], most of the calculations obtained values for  $\delta$  in the range 0.06 – 0.1 which are smaller than the expectation. We have summarized these results in Table III. The present simulation adopts the overlap fermion action which has exact chiral symmetry on the lattice, and a highly accurate numerical approach (the matrix sign function is approximated to better than  $10^{-9}$ ). This should be a valuable tool to probe the relevant range of applicability of the one-loop  $\chi$ PT with pion mass as low as  $\sim 180$  MeV on a fairly large volume (3.2 fm). We plot in Fig. 4 the  $\langle PP \rangle$  results for  $m_\pi^2/m$  as a function of the bare quark mass  $m$ . We see clearly that below  $m = 0.1295$  ( $m_\pi \sim 480$  MeV), there is a dramatic divergent behavior. The ratio of the highest value at  $m = 0.014$  ( $m_\pi \sim 180$  MeV) to that at the trough at  $m = 0.1295$  ( $m_\pi \sim 480$  MeV) is  $\sim 1.33$ . Thus, the percentage excess,  $\mathcal{E}$ , of the highest value at the minimum pion mass  $m_{\pi,min}$  relative to that at the trough at

$m_{\pi, \text{trou}}$  is 33%. Most of the calculations studying the quenched chiral log stopped above  $m_{\pi} \sim 300$  MeV; thus, they seem to be seeing the onset of this behavior with corresponding excess  $\sim 6\% - 11\%$ . In Table III, we summarize the attempts made by various groups to calculate this quenched chiral log from  $m_{\pi}^2/m$  with different actions and lattices. Except for the present work, all the results are fitted to Eq. (8) without the  $A_{\alpha}$  term.

We see from Table III that the results are not consistent with each other. There is a large spread in  $\delta$  and  $m_{\pi, \text{trou}}$  which invokes many issues to ponder: To what extent does the fermion action matter? Is  $\chi$ PT valid in the range of pion masses calculated? If so, is the one-loop formula sufficient and how does one judge it? The parameters  $A$ ,  $\delta$ ,  $\Lambda_{\chi}$ , and  $B$  are not linearly independent in Eq. (8); how does one fit them? Practically all the calculations so far ignored  $A_{\alpha}$ ; does it change the results much if included? How large are the finite volume effects for the range of pion masses in the calculation? (As will be demonstrated in Section V, the pion masses calculated from the  $\langle PP \rangle$  correlator in small volumes are contaminated by the zero modes even up to fairly large quark masses, i.e. the strange quark region. This could affect the position of  $m_{\pi, \text{trou}}$  and the result of  $\delta$ .) How does one control the finite volume and zero mode effects?

Before addressing these questions, we first point out that there is a fundamental problem in the way the lattice data are usually fitted to the form predicted by the  $\chi$ PT. The common practice is to fit the lattice data to the  $\chi$ PT result from a high pion mass down to cover the range of calculated masses and then extrapolate to the physical pion mass. This can force a fit but cannot answer the question as to whether the one-loop chiral formula is applicable for the range of masses considered. It is possible that the range of masses will require higher orders in  $\chi$ PT, or even that the mass range is outside the radius of convergence of  $\chi$ PT. Then one does not know the precise form to fit. Extrapolating down from the pion mass as high as 1 GeV is simply diametrically opposed to the philosophy of  $\chi$ PT which is based on the expansion of small quark masses and momenta.

So, how does one proceed? To be consistent with the  $\chi$ PT approach, we start from the smallest quark mass and ask where the one-loop formula applies [35]. Since we have come down to the pion mass as low as  $\sim 180$  MeV, we will assume that it is in the range where one-loop  $\chi$ PT is valid. We fit the one-loop formula with the five smallest pion masses and then incrementally add higher pion masses one by one. If the formula is valid for the range of masses, then the parameters will remain constant, i.e. they are truly the low energy

constants that we seek to evaluate. On the other hand, if the parameters begin to change as one includes more higher masses, we take it as an indication that the one-loop formula starts to lose its applicability. This could be due to the fact that higher orders are needed or that the mass is simply outside the range of validity of  $\chi$ PT.

TABLE IV: The low-energy chiral parameters  $C_1$  and  $C_{1L}$  (and  $C_2$  and  $C_{2L}$ ) are fitted from Eq. (11) with a maximum of 17 quark masses in correlated and constrained fits for several ranges of quark masses with the minimum quark mass at 0.0140 (which corresponds to the smallest pion mass at 181(8)MeV). These are then used to determine  $A$ ,  $\delta$ ,  $A_\alpha$ , and  $B$  from Eq. (12). The parameters  $A$ ,  $\delta$ , and  $B$  vary with the chiral scale, and are evaluated at  $\Lambda_\chi = 0.8$ .

$m_{max}$	$m_{\pi,max}$	$C_1$	$C_{1L}$	$A$	$\delta$	$A_\alpha$	$B$	$\chi^2/\text{dof}$
0.02100	0.2149(59)	0.82(17)	-0.368(64)	1.51(27)	0.244(40)	–	–	0.48
0.02333	0.2247(58)	0.84(16)	-0.362(52)	1.51(24)	0.239(36)	–	–	0.49
0.02567	0.2340(57)	0.83(15)	-0.353(51)	1.48(23)	0.238(35)	–	–	0.46
0.03033	0.2514(66)	0.84(14)	-0.350(56)	1.48(23)	0.236(35)	–	–	0.44
0.03617	0.2701(56)	0.85(15)	-0.349(50)	1.49(22)	0.234(33)	–	–	0.42
0.04433	0.2944(43)	0.87(14)	-0.340(50)	1.50(22)	0.226(31)	–	–	0.46
0.05367	0.3199(33)	0.87(14)	-0.315(47)	1.44(21)	0.219(32)	–	–	0.58
0.06417	0.3465(29)	1.05(16)	-0.256(50)	1.53(22)	0.167(30)	–	–	0.61
0.07583	0.3740(27)	1.08(16)	-0.246(48)	1.55(21)	0.159(29)	–	–	0.64
0.08983	0.4048(26)	1.13(16)	-0.233(42)	1.57(21)	0.148(26)	-0.003(167)	1.55(55)	0.82
0.10850	0.4428(24)	1.16(14)	-0.227(42)	1.59(19)	0.143(24)	-0.053(132)	1.39(45)	0.93
0.12950	0.4829(22)	1.14(13)	-0.228(39)	1.58(18)	0.145(22)	-0.092(125)	1.42(40)	0.92
0.15633	0.5305(21)	1.16(12)	-0.228(39)	1.60(17)	0.143(21)	0.003(93)	1.42(31)	0.79
0.18783	0.5824(21)	1.15(9)	-0.230(38)	1.59(13)	0.145(19)	-0.001(63)	1.43(24)	0.79
0.22633	0.6414(21)	1.15(8)	-0.221(35)	1.57(12)	0.141(17)	-0.093(49)	1.47(18)	0.81
0.26833	0.7016(22)	1.16(8)	-0.221(31)	1.58(11)	0.140(16)	-0.046(38)	1.44(15)	0.95
0.32200	0.7742(24)	1.17(8)	-0.214(30)	1.58(11)	0.135(15)	-0.070(40)	1.43(14)	0.95
0.40000	0.8734(24)	1.17(7)	-0.213(30)	1.58(11)	0.135(15)	-0.079(37)	1.43(13)	0.92

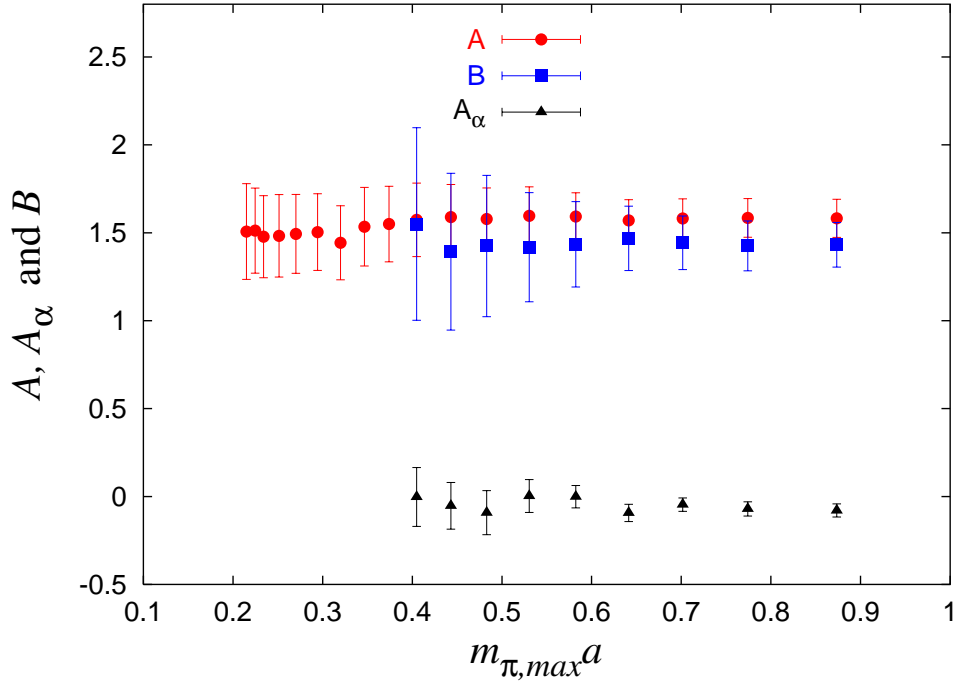


FIG. 5: Fitted  $A$ ,  $A_\alpha$ , and  $B$  as a function of  $m_{\pi, \max}$ , the maximum pion mass of the fit, for  $\Lambda_\chi = 0.8$ . The minimum pion mass is at  $0.1833(72)$  (181(8) MeV).

We mentioned earlier that in the fitting of the one-loop formula, the parameters  $A$ ,  $\delta$ ,  $\Lambda_\chi$ , and  $B$  are not linearly independent. We can rewrite Eq. (8) as

$$m_\pi^2 = C_1 m + C_{1L} m \ln(m) + C_2 m^2 + C_{2L} m^2 \ln(m) \quad (11)$$

where

$$\begin{aligned} C_1 &= A[1 - \delta(\ln A - 2 \ln \Lambda_\chi + 1)], \\ C_{1L} &= -A\delta, \\ C_2 &= A_\alpha(1 + 2 \ln A - 4 \ln \Lambda_\chi) + B, \\ C_{2L} &= 2A_\alpha, \end{aligned} \quad (12)$$

are the independent parameters. Therefore, we have one redundant variable which we take to be the cutoff scale  $\Lambda_\chi$ . We adopt a Bayesian-based constrained curve-fitting method [36, 37] with an adaptive procedure to obtain priors sequentially according to the relative importance of the parameters. The details of the constrained curve-fitting algorithm for the hadron masses will be given elsewhere [38]. In each of the quark mass ranges, the priors for  $C_1$ ,  $C_{1L}$ ,

$C_2$ , and  $C_{2L}$  are obtained from the corresponding  $\langle A_4 A_4 \rangle$  correlators. After the  $C$  parameters are determined from the fit, we solve Eq. (12) to obtain  $A$ ,  $\delta$ ,  $A_\alpha$ , and  $B$  for a given  $\Lambda_\chi$ . We list their results evaluated at  $\Lambda_\chi = 0.8$  together with  $C_1$  and  $C_{1L}$  in Table IV. We also plot  $A$ ,  $A_\alpha$ ,  $B$ , and  $\delta$  as a function of the maximum pion mass  $m_{\pi,max}$  of the fitting range in Figs. 5, and 6. We should mention that due to the limited number of gauge configurations, we are not able to carry out correlated fits with a reasonable  $\chi^2$  for more than 17 quark masses. Therefore, for longer ranges, we choose a maximum of 17 representative masses to cover the range of the fit. For  $m_{max}$  less than 0.08983 ( $m_\pi = 0.4048(26)$  or 399(6) MeV), we find that the data are dominated by  $C_{1L}$  and  $C_1$ . The contributions from  $C_2$  and  $C_{2L}$  cancel each other and the combined contribution is negligible compared to those of  $C_{1L}$  and  $C_1$ . This is illustrated in Fig. 7 for a typical fit. As a result, it is practically impossible to obtain a reliable fit for  $C_2$  and  $C_{2L}$ . We decided to fit these low mass data using a prior for  $C_{2L}$

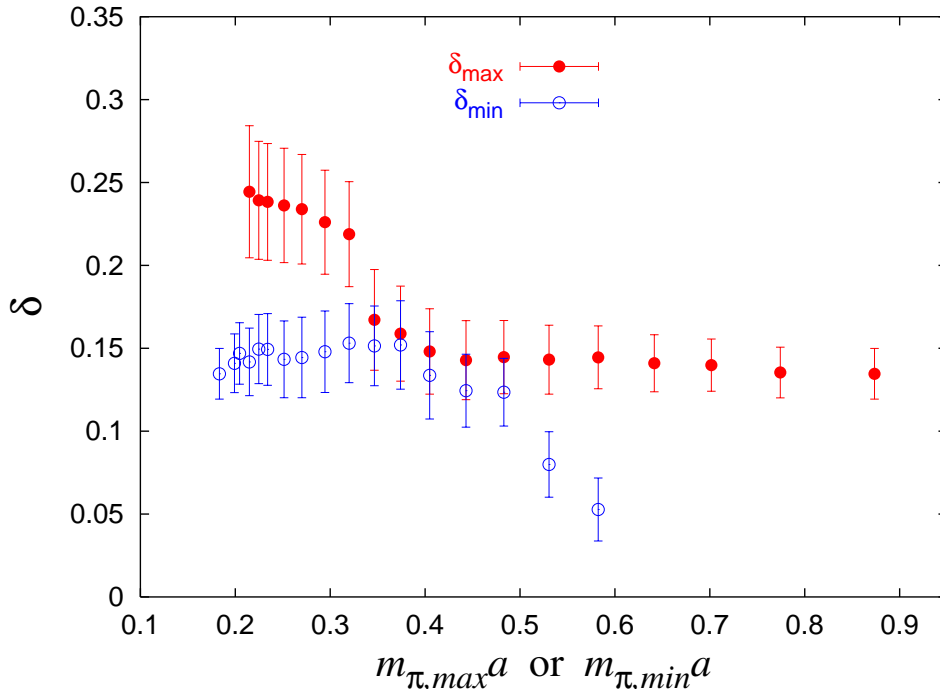


FIG. 6: The filled circles are the quenched chiral  $\delta$  plotted as a function of  $m_{\pi,max}$ , the maximum pion mass of the fitting range, with the minimum pion mass fixed at 0.1833(72) (181(8) MeV). The open circles are those fitted downward from a maximum pion mass fixed at 0.8734(27) (862(13) MeV) and plotted as a function of  $m_{\pi,min}$ , the minimum pion mass of the fitting range. These results are at  $\Lambda_\chi = 0.8$ .

which is limited to less than 2 during the fitting procedure for the  $\langle A_4 A_4 \rangle$  correlators. We tried using the priors without such a limit and also tried dropping  $C_2$  and  $C_{2L}$  all together in these low mass ranges and found that the fitted  $C_1$  and  $C_{1L}$  are not changed within errors. The central values for  $\delta$  are changed only by 1 – 2%. In view of this inability to fit  $C_2$  and  $C_{2L}$ , we do not quote the fitted  $A_\alpha$  and  $B$  below  $m_{max} = 0.08983$  ( $m_\pi = 0.4048(26)$ ) where the errors are larger than their central values. Hopefully, with better statistics, one will be able to extract the parameters  $A_\alpha$  and  $B$  in the range  $m_\pi < 399(6)$  MeV.

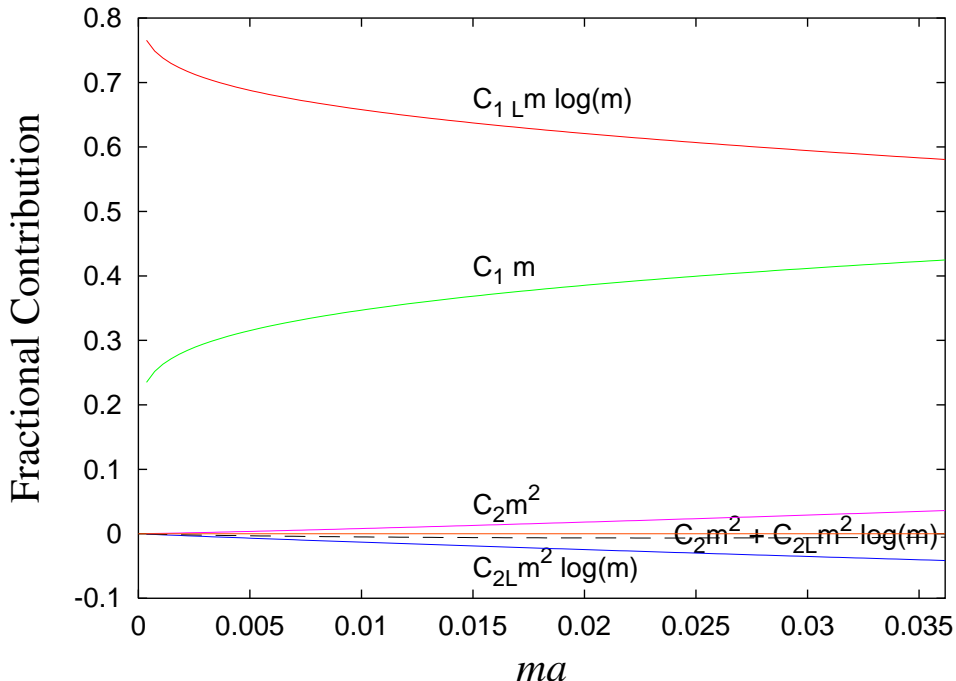


FIG. 7: Fractional contributions for different terms in Eq. (11). The input of the  $C$  parameters are from the fit with  $m_{max} = 0.03617$ . Note the combined contribution  $C_1 m^2 + C_{1L} m^2 \ln(m)$  denoted by the dashed line is very small.

We see in Fig. 5 that values for  $A$  are fairly stable throughout the range of the fit.  $A_\alpha$  and  $B$  are also stable in the range where  $m_{max} \geq 0.08983$  and  $A_\alpha$  is consistent with zero in this range. On the contrary,  $\delta$  in Fig. 6 is constant up to  $m_{max} \sim 0.044$  which corresponds to  $m_{\pi,max} \sim 300$  MeV. Beyond that, it has a sharp drop. We take the fact that  $\delta$  is sensitive to the range of masses as an indication that the one-loop chiral formula in Eq. (8) is valid *only* up to  $m_\pi \sim 300$  MeV. Below this value, the parameters in the formula do not exhibit mass dependence and thus they are the low energy constants of the effective chiral theory at a certain chiral scale (e.g.  $\Lambda_\chi = 0.8$ ).



Next, we simulate what has been commonly done in lattice calculations. We fix the maximum pion mass at  $m_\pi = 0.8734(27)$  (862(13) MeV) and incrementally include lower pion masses to fit Eq. (11). We find that no matter how many low pion masses are included, the results are not compatible with those starting from  $m_{\pi,min} = 0.1833(72)$  (181(8) MeV) and ending at  $m_{\pi,max} \sim 300$  MeV. We illustrate this by plotting, in Fig. 6, the fitted  $\delta$  (open circles) as a function of the minimum pion mass  $m_{\pi,min}$  for the range of the fit. We see that when pion masses down to 300 – 400 MeV are included, the fitted  $\delta$  is in the range of  $\sim 0.15$  which is consistent with those found in Table III with a similar mass range and can explain why most of the calculations end up with a small  $\delta$ . The only exception is Ref. [34] which obtains a large  $\delta \sim 0.2$  with  $m_{\pi,min} \sim 440$  MeV. We speculate that this may be due to the small volume used ( $L = 1.5$  fm). As will be explored further in Section V, we find that the zero modes make a sizable contribution to pion masses as high as 800 MeV on a lattice with  $L = 2.4$  fm, and likely higher at smaller volumes. It would be sensible to check if this is the case by comparing pion masses obtained from the  $\langle PP \rangle$  correlator to those from  $\langle A_4 A_4 \rangle$  as will be done in Section V.

As one can see from Eq. (12), the parameters  $A$ ,  $\delta$ , and  $B$  depend logarithmically on  $\Lambda_\chi$ . In Fig. 8 we show how  $A$  and  $\delta$  vary as a function of  $\Lambda_\chi$ . The  $C_1$  and  $C_{1L}$  are taken from the fit for  $m_{max} = 0.03617$  ( $m_\pi = 0.2701(56)$  or 266(7) MeV) in Table IV. Incidentally, for a given  $C_1$  and  $C_{1L}$ , there is a maximal value

$$\Lambda_{\chi,max} = \sqrt{C_{1L}} e^{C_1/2C_{1L}} \quad (13)$$

(for which  $\delta = 1$  and  $A = C_1$ ) beyond which no solution exists. But this is well beyond the range of applicability of Eq. (8). We should point out that the fact  $A$  runs with  $\ln \Lambda_\chi$  is a peculiar feature of quenched QCD. This is not the case in full QCD where  $A$  is basically the quark condensate where there is no quenched chiral  $\delta$  [23]. From Eq. (12), we see that the combination  $A\delta$  is independent of the chiral scale. This makes  $\delta$  also run with  $\ln \Lambda_\chi$ . This is not physical, but rather is due to the fact that Eq. (8) contains only the leading term in the expansion of  $\delta$  [39]. To see this, consider the example where the leading logarithm is re-summed for the ‘‘cactus diagrams’’ [23] (one is not concerned with  $A_\alpha$  and  $B$  here) which leads to

$$m_\pi^2 = m^{\frac{1}{1+\delta}} (A\Lambda_\chi^{2\delta})^{\frac{1}{1+\delta}}. \quad (14)$$

We see that the  $m$  and  $\Lambda_\chi$  dependence of  $\delta$  are separable which implies that  $\delta$  does not run

with  $\Lambda_\chi$ , and the unphysical  $\Lambda_\chi$  can be absorbed in  $A$  with

$$A \propto \Lambda_\chi^{-2\delta} \quad (15)$$

which gives

$$\frac{d \ln A}{d \ln \Lambda_\chi^2} = -\delta. \quad (16)$$

This is the same as obtained from Eq. (8) when one requires that  $m_\pi^2$  be independent of  $\Lambda_\chi$  and assumes that  $\delta$  does not depend on  $\Lambda_\chi$ .

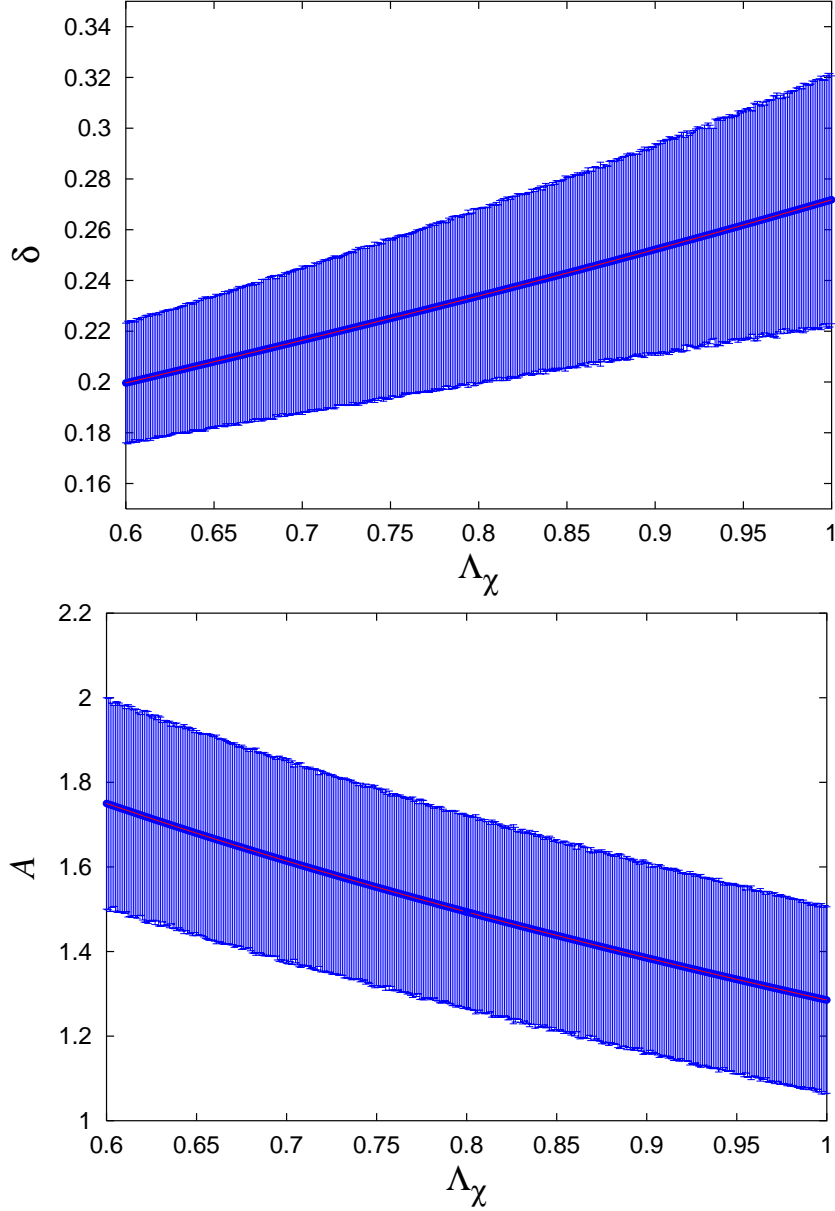


FIG. 8: The running of  $\delta$  and  $A$  and as a function of  $\Lambda_\chi$  according to the one-loop formula. The input of  $C_1$  and  $C_{1L}$  are for the fit with  $m_{max} = 0.03617$ .

We shall report our final results based on the fit of pion mass from 0.183(7) ( $m = 0.014$ ) to 0.270(6) ( $m = 0.03617$ ) with 9 quark masses. As we said earlier, we are not able to obtain a reliable fit for  $A_\alpha$ , and  $B$  at these low masses. As for the finite volume systematic errors, we note that the finite volume correction for the lowest  $m_\pi^2$  is estimated to be 5.4% and the second lowest  $m_\pi^2$  is estimated to be 3.6%. (This will be explained in more detail in Section V.) We thus estimate the systematic errors due to the finite volume to be at the few percent level which are smaller than our current statistical errors. We also dropped the last quark mass and fitted the 8 quark masses from  $m = 0.01633$  ( $m_\pi = 0.193(7)$ ) to  $m = 0.03617$  ( $m_\pi = 0.270(6)$ ) and found that  $A$  and  $\delta$  change only about 1%, much smaller than the statistical errors.

We quote our final results for the low-energy parameters of the quenched chiral theory at  $\Lambda_\chi = 0.8$  GeV close to the  $\rho$  mass in Table V. In view of the unphysical dependence of  $\delta$  on  $\Lambda_\chi$  at the the order specified in Eq. (8), we shall estimate the systematic error to be the average deviation from the value at 0.8 GeV of the values at  $\Lambda_\chi = 1$  GeV and 0.6 GeV. We see that the central value of  $\delta$  is somewhat larger than the phenomenological value of 0.183 in Eq. (10), but they are consistent within errors.

TABLE V: The low energy parameters in the quenched chiral lagrangian are given as a fit of Eq. (11) from  $m = 0.014$  ( $m_\pi = 181(8)$  MeV) to  $m = 0.03617$  ( $m_\pi = 266(7)$  MeV) at  $\Lambda_\chi = 0.8$  GeV. The second error in  $\delta$  is the estimated systematic error determined as the average deviation at  $\Lambda_\chi = 1$  and 0.6 GeV from the value at 0.8 GeV.

$\Lambda_\chi$	$A$	$\delta$
0.8 GeV	1.46(22) GeV	0.236(33)(37)

## V. FINITE VOLUME EFFECTS

Intertwined in the discussion of the validity of the one-loop  $\chi$ PT for a certain mass range are the finite volume effects. There are two questions to consider: First of all, how does one know how large the zero mode contributions are, and how much do they affect the pion mass in the range of the fitting? Secondly, how large is the finite volume effect for the pion mass

where the finite box is not larger than 4 times the Compton wavelength of the pion? We considered the zero mode contribution in Section III where we examined the ratio of pion masses from the  $\langle PP \rangle$  and  $\langle A_4 A_4 \rangle$  correlators for the  $16^3 \times 28$  lattice and found that the ratio is basically unity within errors for the range of quark masses that we are concerned with. We now look at the same ratio in a smaller lattice  $12^3 \times 28$  ( $La = 2.4$  fm in this case). They are plotted in Fig. 9 together with those from the  $16^3 \times 28$  lattice. We see that the ratio for the  $12^3 \times 28$  lattice deviates from unity by two sigmas for pion mass in the range of 0.5 to 0.8, or  $\sim 500$  to  $800$  MeV. The central value of the ratio goes down to 98% at  $m_\pi \sim 300$  MeV before it turns back to around unity for small pion mass due to the finite volume effect. This is a clear indication that the zero mode contribution to the  $\langle PP \rangle$  propagator is visible even for pion mass as heavy as  $\sim 800$  MeV. Most of the calculations compiled in Table III have volumes similar to our  $12^3 \times 28$  lattice, therefore one needs to be concerned about the zero mode contamination which is a finite volume artifact. Since the zero mode contribution varies as  $\frac{1}{\sqrt{V}}$  [10, 22], the effect of the zero mode contribution will be larger for calculations with still smaller lattice sizes. It would be useful to compare the pion masses from  $\langle PP \rangle$  and  $\langle A_4 A_4 \rangle$  correlators to see how different they are in these cases.

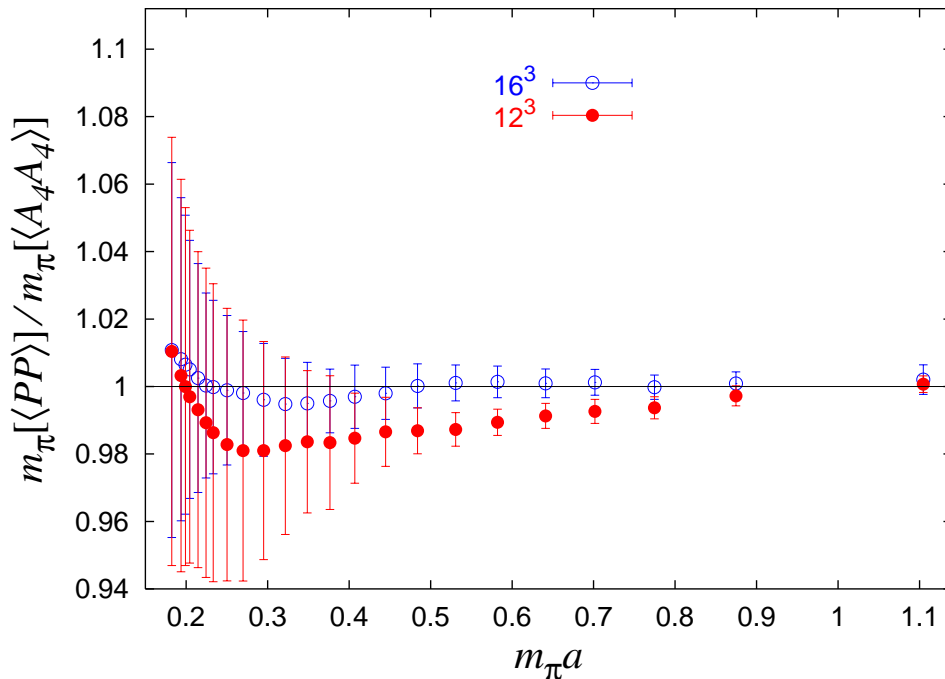


FIG. 9: Ratio of pion masses as calculated from the  $\langle PP \rangle$  and  $\langle A_4 A_4 \rangle$  correlators as a function of  $m_\pi$  from the  $\langle A_4 A_4 \rangle$  correlator for both the  $16^3 \times 28$  and  $12^3 \times 28$  lattices.

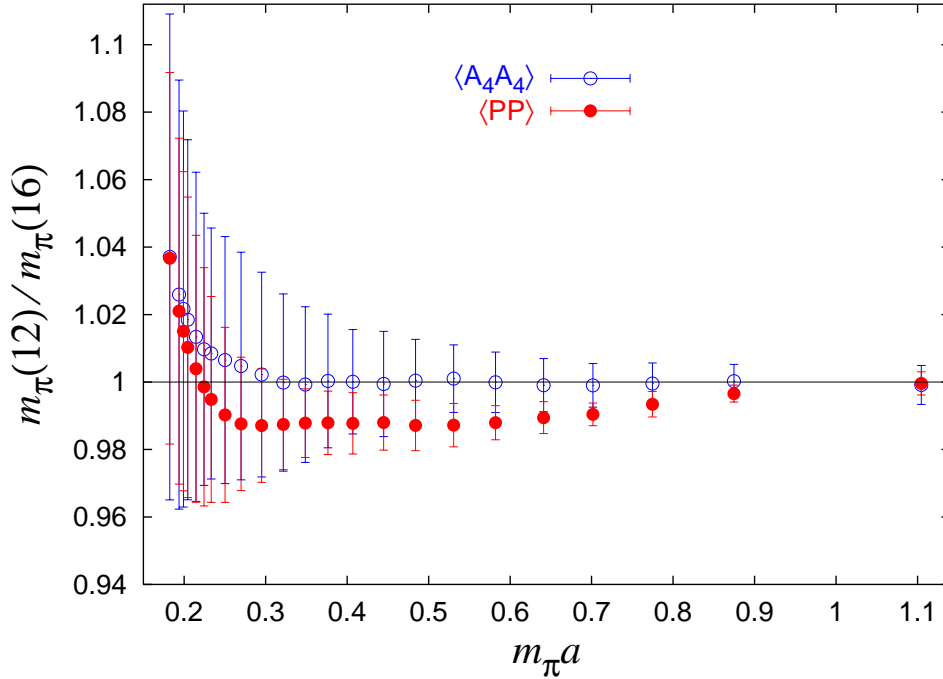


FIG. 10: Ratio of pion masses between the  $12^2 \times 28$  and  $16^3 \times 28$  lattices for both the  $\langle A_4 A_4 \rangle$  and the  $\langle PP \rangle$  correlators.

To check the finite volume effect, we consider the pion mass from the  $\langle A_4 A_4 \rangle$  correlator which is free from the zero mode contamination. We plot the ratio of pion masses between the  $12^3 \times 28$  and  $16^3 \times 28$  lattices in Fig. 10 as a function of  $m_\pi$ . We see that the ratio is basically unity for pion mass greater than  $\sim 300$  MeV. Below this, the pion mass from the smaller volume, i.e. the  $12^3 \times 28$  lattice, becomes higher. The worst deviation, at the smallest pion mass of 181(8) MeV, is 3.7%. For comparison, we also plot in Fig. 10 the corresponding ratio of  $m_\pi$  from the  $\langle PP \rangle$  correlator. Contrary to the  $\langle A_4 A_4 \rangle$  correlator, we see that the ratio has a dip between the  $m_\pi$  range of 250 and 800 MeV, again reflecting the fact that the pion mass calculated from the  $\langle PP \rangle$  correlator on the  $12^3 \times 28$  lattice has observable zero mode contributions.

To assess the finite volume correction, we first consider the leading finite volume correction calculated by replacing the infinite volume meson propagator with the finite volume counterpart. The correction [24] for  $m_\pi^2$  is

$$\Delta(m_\pi^{1-loop})^2 = \frac{m_\pi^2}{4\pi^2 f^2} (\mu^2 - \alpha m_\pi^2) \sqrt{\frac{2\pi}{m_\pi L}} e^{-m_\pi L}, \quad (17)$$

where  $\mu^2 = m_\eta^2 - m_\eta^2/2 - m_{\pi^0}^2/2 = (871 \text{ MeV})^2$ . With  $\alpha m_\pi^2 \ll \mu^2$  [24], we can estimate the

percentage difference of  $m_\pi^2$  between the  $12^3 \times 28$  and the  $16^3 \times 28$  lattices for the smallest  $m_\pi = 181(8)$  MeV to be

$$\frac{\Delta(m_\pi^{1-loop})^2(12) - \Delta(m_\pi^{1-loop})^2(16)}{m_\pi^2} = 0.13\%. \quad (18)$$

This is much smaller than the Monte Carlo calculation of 7.4% derived from the  $\langle A_4 A_4 \rangle$  correlators in Fig. 10. Next, we use the empirical  $L^3$  dependence [40] to estimate the finite volume correction with

$$m_\pi(L) = m_\pi(L = \infty) + \frac{a}{L^3}. \quad (19)$$

For our lowest  $m_\pi(L = 16) = 181(8)$  MeV where the corresponding  $m_\pi(L = 12)$  is 3.7% higher, we obtain the finite volume correction for the  $m_\pi(L = 16) = 181(8)$  MeV to be 2.7% and the correction for  $m_\pi^2(L = 16) = (181(8)\text{MeV})^2$  to be 5.4%. Similarly, for the second lowest pion mass at 191(7) MeV, the correction is 3.6% for  $m_\pi^2(L = 16)$ . These are smaller than the statistical errors for the fitted low-energy parameters in Section IV.

## VI. CHIRAL BEHAVIOR OF $f_\pi$ AND $f_P$

The  $f_\pi$  in full QCD with dynamical fermions has a leading order chiral log [41, 42] in the form  $m_\pi^2 \log(m_\pi^2)$  with a known coefficient. Since it involves a quark loop, it is absent in the quenched theory [23]. However, both the full and the quenched theory can have a non-leading order chiral log  $m_\pi^4 \log(m_\pi^2)$  which comes from  $O(p^4)$  terms in the chiral lagrangian involving two flavor traces, such as  $Tr(\partial_\mu \Sigma \partial_\mu \Sigma^\dagger)^2$ .

We show in Fig. 11 our data on renormalized  $f_\pi$  as obtained [10] from

$$f_\pi = \lim_{t \rightarrow \infty} \frac{2m \sqrt{G_{PP}(\vec{p} = 0, t)} m_\pi e^{m_\pi t/2}}{(m_\pi)^2}. \quad (20)$$

We see that if one fits a linear curve in quark mass from 0.1085 ( $m_\pi = 0.4428(24)$  or 437(7) MeV) to 0.4 ( $m_\pi = 0.8734(27)$  or 862(13) MeV) as is usually done in the literature, the fit gives  $f_\pi = 0.0935(6) + 0.110(2) m$  with  $\chi^2/NDF = 1.0$ . In this case, the data below  $m = 0.1085$  shows a hump with a one-sigma deviation from the linear fit at the low mass end.

We shall take the deviation as a hint for the non-leading  $m_\pi^4 \log(m_\pi^2)$  term and carry out a weakly-constrained fit with the following form

$$f_\pi = f_\pi(0) + C_1 m + C_{2L} m^2 \log\left(\frac{m}{\Lambda_\chi}\right) + C_2 m^2, \quad (21)$$

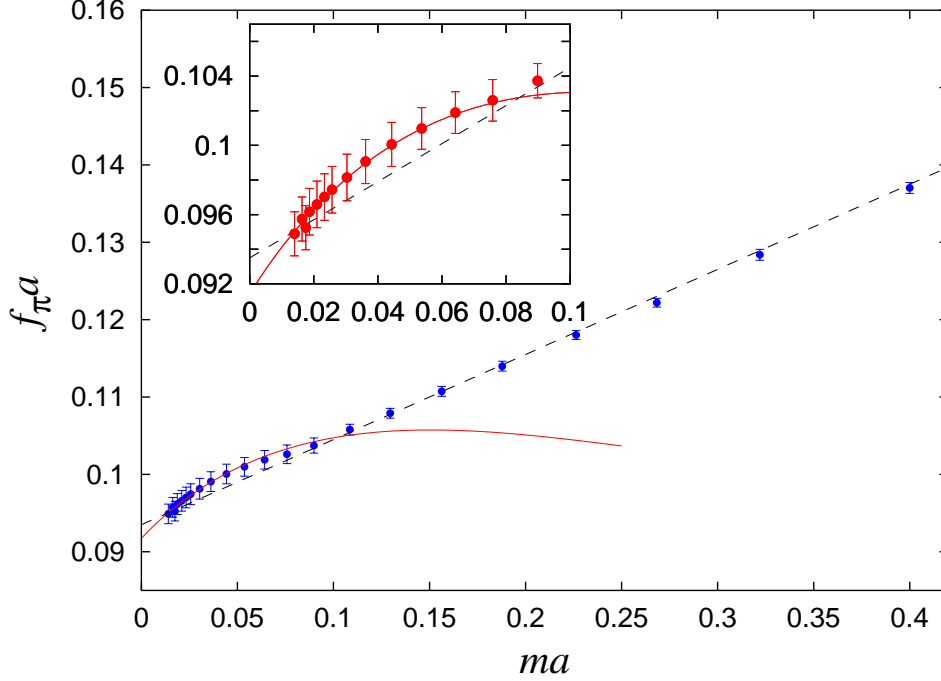


FIG. 11:  $f_\pi$  determined from the the pseudoscalar correlator  $G_{PP}(\vec{p} = 0, t)$  in Eq. (20) as a function of the quark mass  $m$ . The dashed curve is a linear fit to the high mass region,  $m = 0.1085$  ( $m_\pi = 0.4428(24)$  or  $437(7)$  MeV) to  $0.4$  ( $m_\pi = 0.8734(27)$  or  $862(13)$  MeV). The solid curve is the chiral log fit (Eq. (21)) for the small mass region,  $m = 0.014$  ( $m_\pi = 0.1833(72)$  or  $181(8)$  MeV) to  $m_{max} = 0.07583$  ( $m_\pi = 0.3740(27)$  or  $369(6)$  MeV). The insert is a blowup for the small mass region.

Note that due to the presence of the analytic term  $m^2$ , it does not matter what value  $\Lambda_\chi$  takes. Any difference in  $\Lambda_\chi$  will be absorbed in  $C_2$ . Here we take  $\Lambda_\chi = 1$ . As in the fit of  $m_\pi^2$ , we fix the minimum quark mass at 0.014 and fit the data to the above formula with variable ranges. The results of  $f_\pi(0)$  are plotted in Fig. 12 as a function of the maximum quark mass  $m_{max}$ . We plot the same for  $C_1$  and  $C_{2L}$  in Fig. 13. For  $m_{max} < 0.08983$  ( $m_\pi = 0.4048(26)$  or  $399(6)$  MeV),  $C_2$  is very small and is consistent with zero with large errors. Even though there appear to be some changes in the region of  $m_{max}$  between 0.09 and 0.15 for  $f_\pi(0)$  and  $C_{2L}$ , the errors are such that one cannot be as certain as in the case of the chiral log  $\delta$ . Thus, we shall quote the results for  $m_{max}$  at 0.07583 ( $m_\pi = 0.3740(27)$  or  $369(6)$  MeV). They are given in Table VI. The fit for  $f_\pi$  in the range up to  $m_{max} = 0.07583$  with the parameters in Table VI is plotted in Fig. 11 as the solid lines for both the full figure and the insert. We

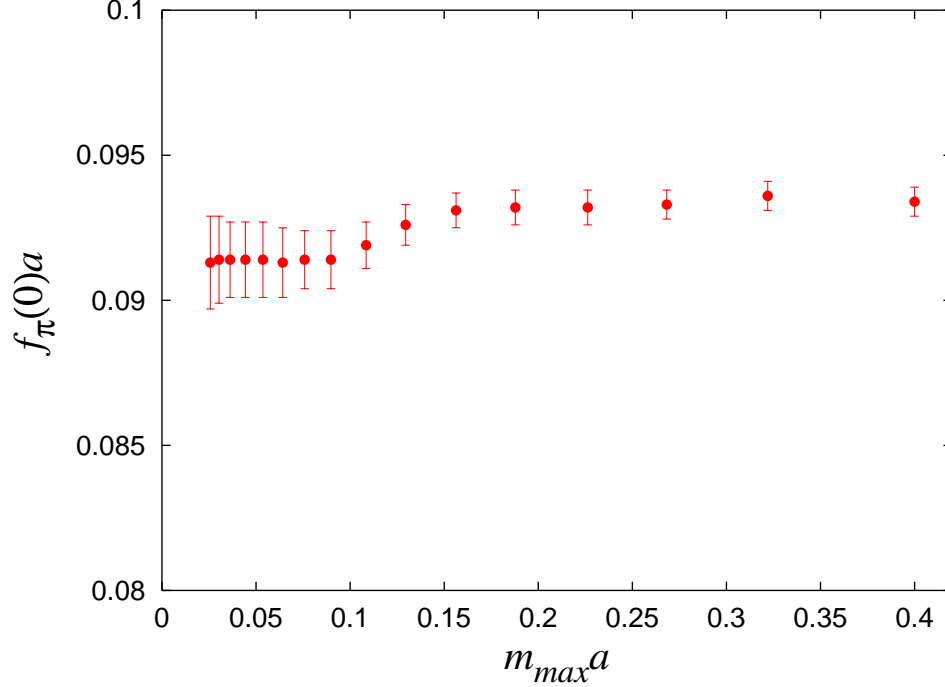


FIG. 12:  $f_\pi(0)$  as determined from the fit Eq. (21) as a function of the maximum quark mass  $m_{max}$ .

should point out that although the error on  $C_{2L}$  is large, the  $C_1 = 0.31(7)$  from the low mass fit is much larger than that of the high mass fit ( $m = 0.1085$  to  $0.4$ ) where  $C_1 = 0.110(2)$ . This is an indication that the physics in the chiral region is not the same as in the high quark mass region.

Using the experimental value  $f_\pi(m_\pi) = 92.4$  MeV and  $m_\pi = 137$  MeV to set the scale, we determine the lattice spacing  $a$  to be  $0.200(3)$  fm. We see that the  $f_\pi(m_\pi)$  is higher than  $f_\pi(0)$  by  $\sim 5\%$ .

The unrenormalized pseudoscalar decay constant of the pion is defined as

$$f_P^U = \langle 0 | \bar{\psi} i \gamma_5 (1 - D/2) \psi | \pi(\vec{p} = 0) \rangle \quad (22)$$

TABLE VI:  $f_\pi(0)$ ,  $C_1$ , and  $C_{2L}$  as fitted from  $m = 0.014$  ( $m_\pi = 0.1833(72)$  or  $181(8)$  MeV) to  $m = 0.07583$  ( $m_\pi = 0.3740(27)$  or  $369(6)$  MeV).

$f_\pi(0)$	$C_1$	$C_{2L}$
0.0914(10)	0.31(7)	0.84(36)



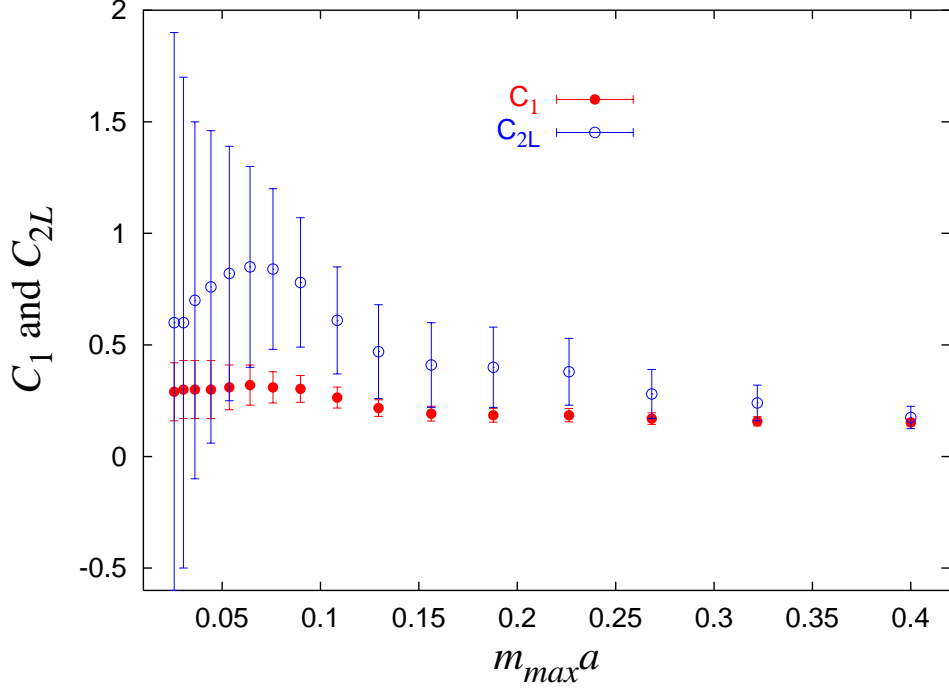


FIG. 13: Same as in Fig. 12 but for  $C_1$  and  $C_{2L}$ .

From the chiral Ward identity, we have

$$Z_A \partial_\mu A_\mu = 2Z_m m Z_P P, \quad (23)$$

where  $A_\mu = \bar{\psi} i \gamma_\mu \gamma_5 (1 - D/2) \psi$  and  $P = \bar{\psi} i \gamma_5 (1 - D/2) \psi$ . Since  $Z_m = Z_S^{-1}$  and  $Z_S = Z_P$  due to the fact the scalar density  $S = \bar{\psi} (1 - D/2) \psi$  and the pseudoscalar density  $P$  are in the same chiral multiplet,  $Z_m$  and  $Z_P$  cancel in Eq. (23). Therefore, from the relation of the on-shell matrix elements

$$\langle 0 | Z_A \partial_4 A_4 | \pi(\vec{p} = 0) \rangle = 2m \langle 0 | P | \pi(\vec{p} = 0) \rangle, \quad (24)$$

one obtains that

$$\frac{f_P^U}{f_\pi} = \frac{m_\pi^2}{2m}, \quad (25)$$

where  $f_\pi$  is renormalized while  $f_P^U$  and  $m$  are unrenormalized. The relation also holds when both  $f_P$  and  $m$  are renormalized since  $Z_m = Z_P^{-1}$ . It is clear from Eq. (25) that the chiral behavior of  $f_P^U$  is the combination of those of  $m_\pi^2/2m$  and  $f_\pi$ .

## VII. QUENCHED $m_N$

We first plot the nucleon mass as a function of  $m_\pi^2$  in Fig. 14. We see that it is fairly linear in  $m_\pi^2$  all the way down to  $m_\pi \sim 0.4428(24)$  (437(7) MeV). Below that point, there appears to be a deviation from the linear behavior. Following the case of  $f_\pi$ , we shall first fit the  $N$  mass only linear in  $m_\pi^2$  in the range of  $m_\pi^2 = 0.196 - 0.763$  and obtain  $m_N = 0.998(21) + 0.932(74)m_\pi^2$ . This fit is represented by a dashed line in Fig. 14. We see that the data (in the small  $m_\pi$  region) in this case are systematically lower than the linear fit.

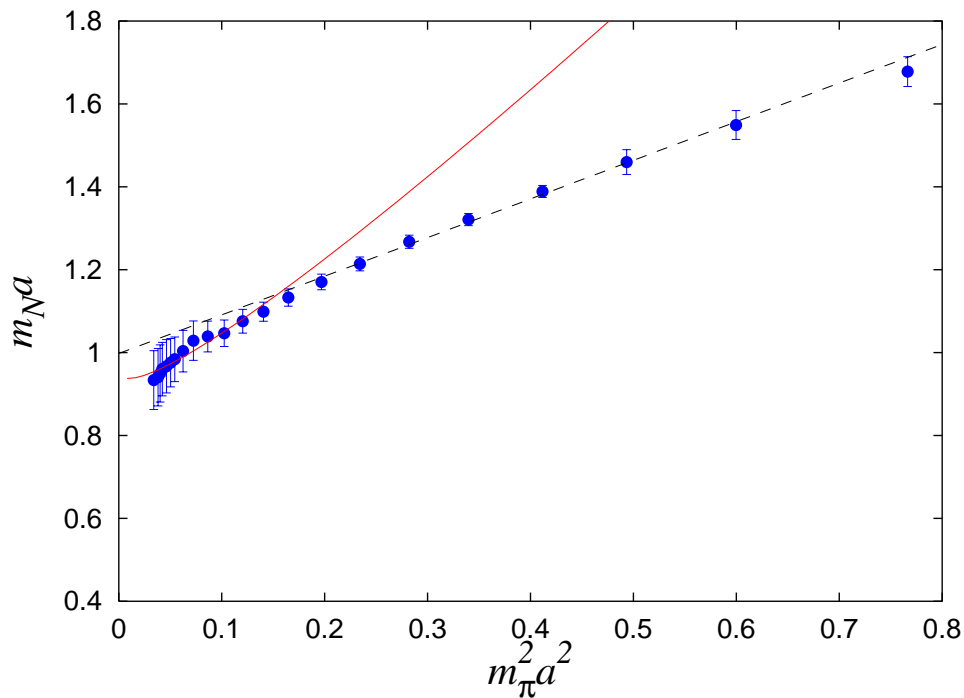


FIG. 14: The nucleon mass as a function of  $m_\pi^2$ . The dashed line is a fit only linear in  $m_\pi^2$  for the range of  $m_\pi$  from 437(7) MeV to 862(13) MeV. The solid line is a fit with Eq. (26) for the range  $m_\pi = 181(8)$  MeV to 316(6) MeV.

According to the quenched  $\chi$ PT for the baryons [43], the one-loop result predicts the presence of the non-analytic terms  $m_\pi$  and  $m_\pi^2 \log(m_\pi)$ , both of which are proportional to the quenched  $\delta$ . Thus, we fit the nucleon data from the lowest pion mass, i.e.  $m_{\pi, \min} = 181(8)$  MeV onward as done in previous sections with the form

$$m_N = m_N(0) + C_{1/2}m_\pi + C_1m_\pi^2 + C_{1L}m_\pi^2 \log\left(\frac{m_\pi}{\Lambda_\chi}\right) + C_{3/2}m_\pi^3, \quad (26)$$

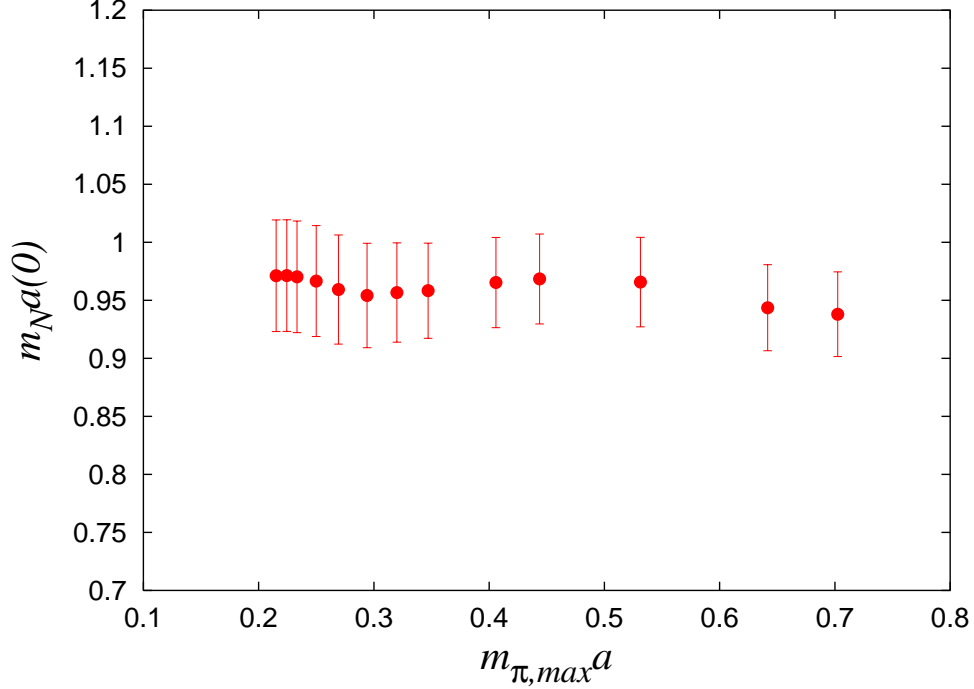


FIG. 15: Fitted  $m_N(0)$  in Eq. (26) as a function of  $m_{\pi,max}$  of the fitting range.

We should mention again that the fit does not depend on the value of  $\Lambda_\chi$ , since there is an analytic term in  $m_\pi^2$ . We take  $\Lambda_\chi = 1.16$  for this case.

TABLE VII:  $m_N(0)$ ,  $C_{1/2}$ ,  $C_1$ ,  $C_{1L}$ , and  $C_{3/2}$  as fitted from  $m_\pi = 0.1833(72)$  (181(8) MeV) to 0.3199(33) (316(6) MeV).

$m_N(0)$	$C_{1/2}$	$C_1$	$C_{1L}$	$C_{3/2}$
0.957(43)	-0.358(234)	2.44(67)	0.319(290)	0.016(199)

The fitted results of  $m_N(0)$  are plotted in Fig. 15 as a function of the maximum pion mass  $m_{\pi,max}$  of the fitted range. We see that it is rather stable in the range fitted. Similarly, the coefficients  $C_{1/2}$ ,  $C_{1L}$ ,  $C_1$  and  $C_{3/2}$  are plotted in Fig. 16. We see that both  $C_{1/2}$  and  $C_{1L}$  have rather smooth behavior in  $m_{\pi,max}$  from 0.3 to 0.55 and approach zero around  $m_{\pi,max} = 0.6 - 0.7$ . On the other hand,  $C_1$  has more of a variation in the range  $m_{\pi,max} = 0.3 - 0.55$ . When  $m_{\pi,max}$  reaches the region 0.6 - 0.7, the error bars do not touch those at  $m_{\pi,max} \sim 0.3$ . We note that  $C_{3/2}$  is consistent with zero in the whole range of the fit. We have tried to include the next analytic term  $m_\pi^4$  [44]. It turns out that  $m_N(0)$ ,  $C_{1/2}$ , and  $C_1$  are not

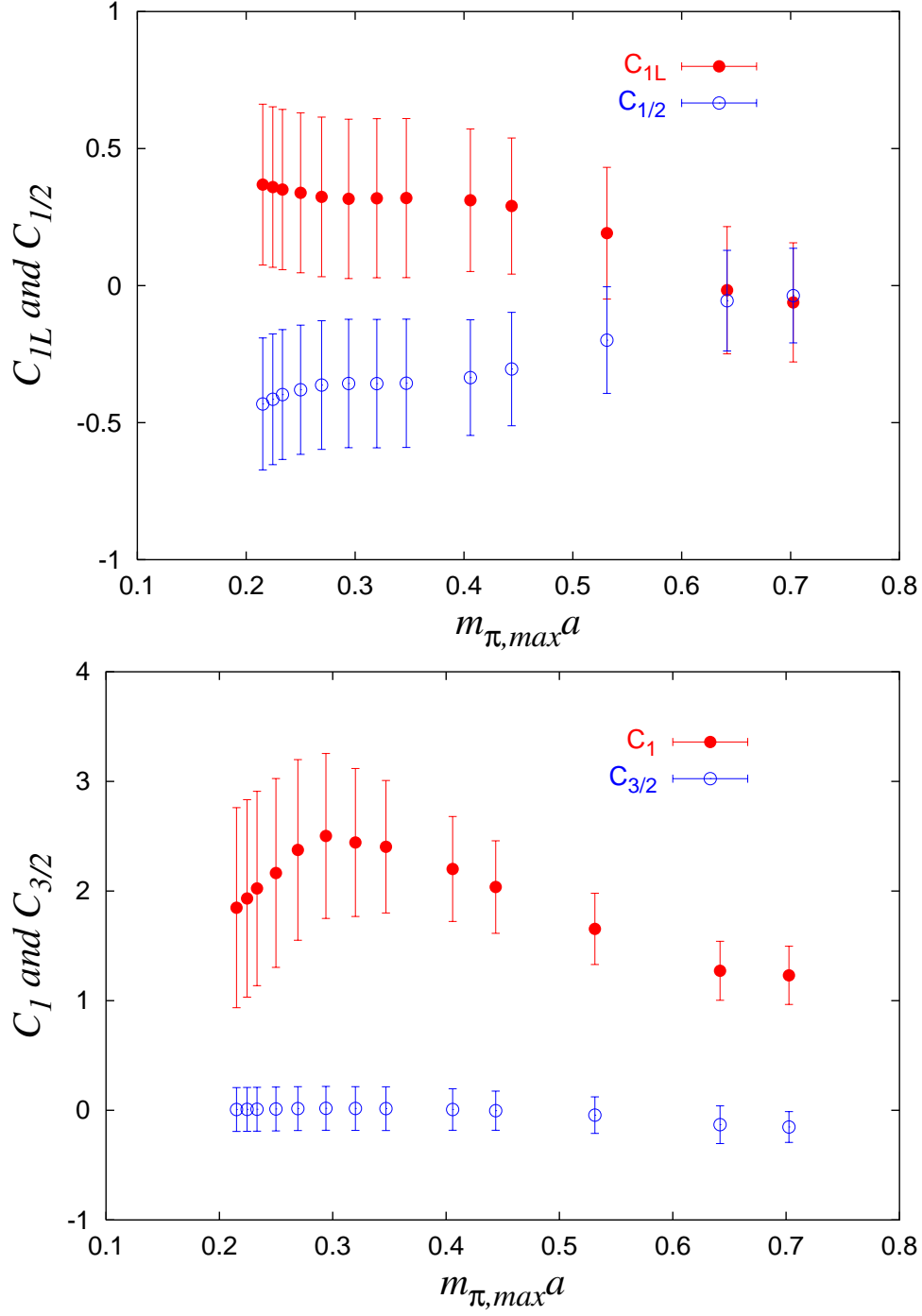


FIG. 16: The same as in Fig. 15 for the coefficients  $C_{1L}$  and  $C_{1/2}$  (upper figure) and for the coefficients  $C_1$  and  $C_{3/2}$  (lower figure).

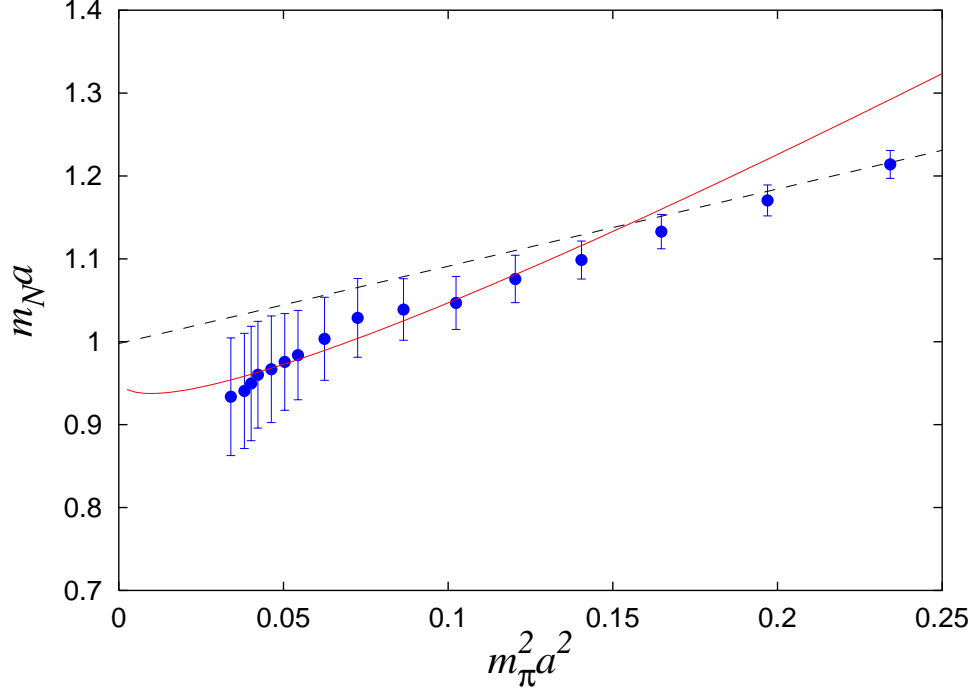


FIG. 17: The nucleon mass as a function of  $m_\pi^2$  for smaller pion masses. The solid line is a fit with Eq. (26) for the range  $m_\pi = 0.1833(72)$  (181(8) MeV) to  $0.3199(33)$  (316(6) MeV). The dashed line is a linear fit from a higher mass range of  $m_\pi = 0.4428(24)$  (437(7) MeV) to  $0.8734(27)$  (862(13) MeV).

changed outside their errors in this case. However,  $C_{3/2}$  and  $C_2$  with the  $m_\pi^4$  term become ill-determined. They are consistent with zero but with large errors. Thus, the data seem to suggest that there is no evidence for a large  $m_\pi^3$  term in the quenched nucleon mass. We quote the fit evaluated at  $m_{\pi,max} = 0.3199(33)$  (316(6) MeV) in Table VII. This fit is shown as the solid curve in Fig. 17 for  $m_\pi^2$  up to  $0.4829(22)$  ( $m_\pi = 476(7)$  MeV). Also shown in the figure as the dashed curve is the linear fit from the higher pion mass range of  $m_\pi = 0.4428(24)$  (437(7) MeV) to  $0.8734(27)$  (862(13) MeV).

We should mention that even though the error is large,  $C_{1/2}$  is consistent with that predicted by the one-loop  $\chi$ PT [43], for which  $C_{1/2} = -\frac{3\pi}{2}(D - 3F)^2\delta$ . Using  $\delta = 0.24(3)$  from our fit in Sec. IV, it gives  $C_{1/2} = -0.37(5)$ . This is consistent with the value in Table VII which is  $-0.358(234)$ .  $C_1 = 2.44(67)$  from the low mass fit is much larger than that of the high mass fit where  $C_1 = 0.932(74)$ .

## VIII. CONCLUSION

The chiral extrapolation has always been a major challenge in lattice QCD calculations, primarily due to the fact that one does not know if the formula used to fit is correct in the range of the available data. The idea of using  $\chi$ PT to guide the fit is useful and appropriate except it is complicated by the fact that one does not know the range to where the one-loop formula is valid. In this work, we attempt to answer this question by fitting the data from our smallest pion mass (close to the physical value) upward and seeing where the low-energy parameters change. This is commensurate with the  $\chi$ PT approach which expands around the small pion mass and momentum. The chiral log  $\delta$  from fitting the pion mass to the quenched one-loop chiral formula clearly demonstrates a sharp transition around 300 – 400 MeV in the pion mass. We take this as the evidence to reveal the upper limit for the applicability of the one-loop formula in quenched  $\chi$ PT. To be sure that this is not skewed by the finite volume effects, we compared our data on the  $16^3 \times 28$  lattice against those on the  $12^3 \times 28$  lattice and found that the finite volume errors are much smaller than the statistical errors. Although less certain due to larger errors, the analytic term in the  $N$  mass and the non-leading chiral log in  $f_\pi$  show variations in the pion mass range of 300 – 400 MeV, and the  $C_1$  coefficients change by a factor  $\sim 2 - 3$  compared with those from fits involving exclusively pion masses beyond this range. Thus we tentatively conclude that the one-loop quenched  $\chi$ PT is valid for pion mass less than  $\sim 300$  MeV. It is claimed that using a different regularization scheme such as the finite range regularization [45] will extend the range of validity for the one-loop quenched  $\chi$ PT from that of the dimensional regularization, but it remains to be checked by lattice Monte Carlo data at low pion mass.

One of the valuable lessons learned in this study is that it seems futile to extrapolate to the chiral region from pion mass beyond  $\sim 300$  MeV. We tried to fit the pion mass with the one-loop formula by extrapolating from  $m_\pi = 862(13)$  MeV and found that, no matter how small pion masses one includes,  $\delta$  is inevitably different (by more than two sigmas) from that obtained with the data limited to  $m_\pi < \sim 250$  MeV. One could try to model the functional form at higher masses, but it is not likely to succeed, because one does not know *a priori* how and when the modeled formula eases into that of the one-loop chiral  $\chi$ PT. Direct simulation at pion masses less than  $\sim 300$  MeV is nearly impossible (or at the very least an extremely difficult task) for lattice calculations employing fermion actions which suffer from

exceptional configurations and/or critical slowing down. An overlap-fermion calculation is numerically intensive, but with approximately fixed cost – its critical slowing down is rather mild [8]. The fact that it has chiral symmetry alleviates the worry that something may go wrong at small quark masses. Furthermore, the chiral behavior study is greatly enhanced by the incorporation of the multi-mass algorithm which facilitates the constrained curve-fitting method to discern the log structure. One does not know how different the chiral behavior in full QCD will be from that of the quenched approximation, but it is hard to imagine that there are different scales for the sea and valence quarks. If so, one will need to work harder to lower the dynamical quark masses such that the corresponding pion mass is below  $\sim 300$  MeV.

## IX. ACKNOWLEDGMENT

This work is partially supported by U.S. DOE Grants DE-FG05-84ER40154 and DE-FG02-95ER40907. We thank C. Bernard, M. Chanowitz, Y. Chen, N. Christ, M. Golterman, A. Kennedy, D. Leinweber, S. Sharpe, A. Soni, S. Tamhankar, H. Thacker, and H. Wittig for useful discussions and suggestions. Thanks are also due to Y. Aoki, K. Holland, and C. Gattringer for providing us unpublished numbers.

- 
- [1] C. Bernard et al., hep-lat/0209086.
  - [2] For reviews, see for example, H. Neuberger, *Ann. Rev. Nucl. Part. Sci.* **51**, 23 (2001); H. Neuberger, *Nucl. Phys. (Proc. Suppl.)* **B 83-84**, 67 (2000); F. Niedermayer, *Nucl. Phys. (Proc. Suppl.)* **B 73**, 105 (1999).
  - [3] R. Narayanan and H. Neuberger, *Phys. Rev. Lett.* **71**, 3251 (1993).
  - [4] R. Narayanan and H. Neuberger, *Nucl. Phys.* **B 443**, 305 (1995).
  - [5] H. Neuberger, *Phys. Lett.* **B 417**, 141 (1998).
  - [6] M. Lüscher, *Phys. Lett.* **B428**, 342 (1998).
  - [7] K.F. Liu, hep-lat/0206002.
  - [8] S.J. Dong, F.X. Lee, K.F. Liu, and J.B. Zhang, *Phys. Rev. Lett.* **85**, 5051 (2000), [hep-lat/0006004].

- [9] R.G. Edwards, U.M. Heller and R. Narayanan, Phys. Rev. **D59**, 094510 (1999).
- [10] S.J. Dong, T. Draper, I. Horváth, F.X. Lee, K.F. Liu, and J.B. Zhang, Phys. Rev. **D65**, 054507 (2002).
- [11] Y. Kikukawa, R. Narayanan, and H. Neuberger, Phys. Lett. **B 399**, 105 (1997).
- [12] Y. Iwasaki, Nucl. Phys. **B258**, 141 (1985).
- [13] H. Neuberger, Phys. Rev. **D 57**, 5417 (1998).
- [14] J. van den Eshof et al., Comput. Phys. Commun. **146**, 203-224 (2002); Nucl. Phys. (Proc. Suppl.) **106**, 1070-1072 (2002).
- [15] T.W. Chiu et al., hep-lat/0206007.
- [16] E.I. Zolotarev, Zap. Imp. Akad. Nauk. St. Petersburg, 30 (1877).
- [17] D. Ingerman, V. Druskin, and L. Knizhnerman, Comm. Pure Appl. Math., **53(8)**, 1039 (2000).
- [18] P.P. Petrushev and V.A. Popov, *Rational Approximation of Real Functions* (Cambridge University Press, Cambridge, 1987).
- [19] R.G. Edwards, U.M. Heller and R. Narayanan, Parallel Computing **25**, 1395 (1999), [hep-lat/9905028].
- [20] H. Neuberger, Nucl. Phys. (Proc. Suppl.) **83**, 813 (2000).
- [21] R.G. Edwards and U.M. Heller, Phys. Rev. **D65**, 014505 (2002).
- [22] T. Blum, et al., hep-lat/0007038.
- [23] S. Sharpe, Phys. Rev. **D46**, 3146 (1992).
- [24] C. Bernard and M. Golterman, Phys. Rev. **D46**, 853 (1992).
- [25] S. Sharpe, Phys. Rev. **D56**, 7052 (1997); Erratum-ibid. **D62**, 099901 (2000).
- [26] J. Heitger, R. Sommer, H. Wittig, Nucl. Phys. **B588**, 377 (2000).
- [27] S. Aoki, et al., Phys. Rev. Lett. **84**, 238 (2000); S. Aoki, et al. (CP-PACS Collaboration), hep-lat/0206009.
- [28] W. Bardeen, A. Duncan, E. Eichten, and H. Thacker, Phys. Rev. **D62**, 114505 (2000).
- [29] M. Göckeler, et al. (QCDSF Collaboration), Nucl. Phys. (Proc. Suppl.) **B83**, 203 (2000), [hep-lat/9909160].
- [30] C. Bernard et al. (MILC Collaboration), Phys. Rev. **D64**, 054506 (2001); C. Aubin et al. (MILC Collaboration), hep-lat/0209066.
- [31] S. Kim and S. Ohta, Phys. Rev. **D61**, 074506 (2000).
- [32] Y. Aoki et al., hep-lat/0211023; Y. Aoki (RBC Collaboration), Nucl. Phys. (Proc. Suppl.)



- B106**, 245 (2002), [hep-lat/0110143].
- [33] C. Gattringer et al. (RGB Collaboration), hep-lat/0209099; C. Gattringer, hep-lat/0208056; S. Hauswirth, hep-lat/0204015. We should note that the results quoted here are from a fitting method which includes nondegenerate quark masses.
- [34] T.W. Chiu and T.H. Hsieh, Phys. Rev. **D66**, 014506 (2002); [hep-lat/0208066].
- [35] We will postpone the consideration of the finite volume effect and zero mode contribution to Section V.
- [36] P. Lepage et al., Nucl. Phys. (Proc. Suppl.) **B 106**, 12 (2002).
- [37] C. Morningstar, Nucl. Phys. (Proc. Suppl.) **B 109**, 185 (2002).
- [38] S.J. Dong, T. Draper, I. Horváth, F.X. Lee, K.F. Liu, N. Mathur, and J.B. Zhang, under preparation; S.J. Dong et al., hep-lat/0208055.
- [39] We thank S. Sharpe for explaining this to us.
- [40] M. Fukugita et al., Phys. Rev. Lett. **68**, 761 (1992); Phys. Lett. **B294**, 380 (1992); Phys. Rev. **D47**, 4739 (1993); S. Aoki et al., *ibid* **D50**, 486 (1994).
- [41] P. Langacher and H. Pagels, Phys. Rev. **D8**, 4595 (1973).
- [42] J. Gasser and H. Leutwyler, Nucl. Phys. **B250**, 465 (1985).
- [43] J. Labrenz and S. Sharpe, Phys. Rev. **D54**, 4595 (1996); Nucl. Phys. (Proc. Suppl.) **B34**, 335 (1994).
- [44] We thank D. Leinweber for pointing out the need to include the next analytic term in the chiral expansion.
- [45] D. Leinweber, A. Thomas, and R. Young, hep-lat/0302020.