

# Determinant Calculations Using Random Walk Worldline Loops

Michael G. Schmidt<sup>a\*</sup> and Ion-Olimpiu Stamatescu<sup>b†</sup>

<sup>a</sup>Institut für Theoretische Physik, Philosophenweg 16, D-69120 Heidelberg, Germany

<sup>b</sup>Forschungstätte der Evang. Studiengemeinschaft, Schmeilweg 5, D-69118, Heidelberg, Germany and  
Institut für Theoretische Physik, Philosophenweg 16, D-69120 Heidelberg, Germany

We use statistical ensembles of worldline loops generated by random walk on hypercubic lattices to calculate matter determinants in background Yang-Mills fields.

**Introduction** The World Line Formalism ([1] - see also [2] and references therein) permits a transparent discussion of matter determinants and the related 1-loop effective action in some background. We here consider a lattice implementation of this method. Consider the bosonic determinant in a gauge field background

$$\begin{aligned}\Gamma(A) &= -\log \det(\mathcal{D}^2 + m^2) = -\text{tr} \log(\mathcal{D}^2 + m^2) \\ &= \int_0^\infty \frac{dT}{T} \int d^D x \int_{x(0)=x(T)=x} [Dx] \\ &\quad \times \text{tr}_P \exp \left\{ - \int_0^T d\tau \left( \frac{\dot{x}^2}{4} + i g \mathbf{A}_\mu \dot{x}_\mu + m^2 \right) \right\}\end{aligned}$$

The (Euclidean) worldline sum above is over all closed paths (tr<sub>P</sub> indicates path ordering). We use Random Walk (RW) paths on a D-dimensional hypercubic lattice  $\Lambda_D$  [3] and discretize  $T$  using  $\Delta\tau = T/L = a^2/2D$ , then:

$$\Gamma^{discr}(U) = \sum_{x \in \Lambda_D} \mathcal{L}(U, x), \quad (1)$$

$$\mathcal{L}(U, x) = \sum_L \frac{1}{L} e^{-\frac{m^2 L}{2D}} \left( \frac{1}{2D} \right)^L \sum_{\{\omega_L(x)\}} \text{tr} \prod_{1 \in \omega_L(x)} U_1$$

Dimensionfull quantities are understood as given in lattice units  $a$ .  $\{\omega_L(x)\}$  is the set of all closed lattice paths with length  $|\omega_L| = L$  obtained by RW starting and ending at  $x$ . The free RW “measure”  $(2D)^{-L}$  is implemented by the actual procedure, the mass dependence  $e^{-m^2 T}$  is kept explicit.  $U_l$  are link variables. For detail see [4].

\*m.g.schmidt@thphys.uni-heidelberg.de

†stamates@thphys.uni-heidelberg.de

The expansion according to the loop lengths (1) is equivalent to the usual hopping parameter expansion for the logarithm of the determinant (see, e.g., [3], [5], [6]), e.g., in the bosonic case:

$$\kappa^L = (m^2 + 2D)^{-L} \underset{m^2 \ll 2D}{\simeq} (2D)^{-L} e^{-m^2 \frac{L}{2D}}$$

The number of different loops of length  $L$  increases exponentially with  $L$ , therefore one usually stops the expansion at a rather low order. Since loops  $L$  are typically relevant at scale  $\sqrt{L}$ , we then may completely miss physical effects at large scales (or need to use rough lattices). Our procedure amounts instead to sampling loops statistically in a wide interval of lengths (see also [7]). By construction, the loops appear with the correct probabilities. We thus trade the systematic errors for statistical ones, hoping to reproduce also effects at “large” scale, albeit within statistical uncertainties. For a quantum gauge field vacuum the (quenched) vacuum energy obtains by averaging (1) with the Yang-Mills action.

**The lattice loop ensemble** The factor  $(2D)^{-L}$  in (1) is reproduced by RW and we only need to weight the loop contributions  $\text{tr}(\prod_{1 \in \omega_L} U_1)$  with  $L^{-1} e^{-m^2 \frac{L}{2D}}$ . We specify a maximal number of trials  $\mathcal{N}_L$  for each given number of steps  $L$ . We first generate an  $\{\omega(x_\mu = 1)\}$  ensemble of loops by starting the random walk at the point  $x_\mu = 1$  of the periodic lattice and collecting the loops which after  $L$  steps have returned to  $x_\mu = 1$ , independently on self-crossings or retracing. Using this  $\{\omega(x_\mu = 1)\}$  ensemble we define  $\mathcal{L}(A, 1)$ . If we want to calculate  $\mathcal{L}(A, x)$  we shift the  $\{\omega(x_\mu = 1)\}$  ensemble by  $x$  as a

whole. The full loop ensemble – the  $x$ -summation  $\sum_{x \in \Lambda_D}$  in (1) – is approximated by considering sufficiently many random translations of each of the loops of the  $\{\omega(x_\mu = 1)\}$  ensemble (this reproduces the correct multiplicities in the  $\kappa$ -expansion [6]). We have for the loop frequencies:

$$\nu_L = \frac{2n_L}{(2\pi/D)^{D/2} \mathcal{N}_L} \quad L \gg 1 \quad L^{-D/2}. \quad (2)$$

with  $n_L$  the number of loops generated at  $L$ . The factor 2 appears because  $L$  is even. The second equality in (2) is the well known result for unbiased RW [3]. Since the number of loops decreases with  $L$ , if large loops are important we may have large statistical errors. One improves on this by using larger  $\mathcal{N}_L$  at high  $L$ , to produce more loops there (using  $\nu_L$  automatically renormalizes their contributions). We work in  $D = 3(4)$  and use an  $\{\omega(x_\mu = 1)\}$  ensemble of up to 600000(250000) loops on lattices of  $N_x N_y N_z N_t$  with  $N_\mu = 12, 16, 24$  and  $32$ , p.b.c. See Fig. 1.

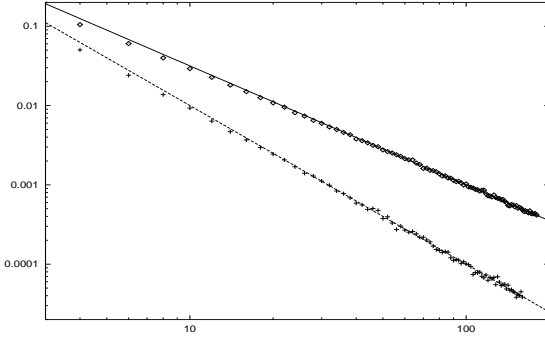


Figure 1. RW  $\nu_L$  (2) vs  $L$  in  $D = 3$  (diamonds) and 4 (crosses). Straight lines represent  $L^{-D/2}$ .

**Special configurations** For a test we use:

a) *Homogeneous field* In continuum [8]:

$$\mathcal{L}(b_+, b_-) = \frac{1}{(4\pi)^{D/2}} \int_0^\infty \frac{dT}{T} T^{-D/2} e^{-m^2 T} \times \frac{b_+ T}{\sinh(b_+ T)} \frac{b_- T}{\sinh(b_- T)}, \quad (3)$$

$$b_\pm^2 = \frac{1}{2} \left[ \vec{E}^2 + \vec{B}^2 \pm \sqrt{(\vec{E}^2 + \vec{B}^2)^2 - 4(\vec{E} \cdot \vec{B})^2} \right] \quad (4)$$

(with subtraction at  $T = 0$ ). With

$$b_\mu = 2\pi k_\mu / \hat{N}_\mu, \quad k_\mu : \text{integer}, \quad (5)$$

$$U_{n,\hat{1}} = e^{in_y b_y}, \quad U_{n,\hat{2}} = e^{-in_x b_x}, \quad 1 \leq n_\mu \leq \hat{N}_\mu \quad (6)$$

with  $\hat{N}_\mu = N_\mu$  (all other links 1) realizes a constant, Abelian magnetic field  $b = b_+ = b_x + b_y$ ,  $b_- = 0$ . Alternatively, with  $\hat{N}_\mu = N_\mu = N$ ,

$$U_{n,\hat{1}} = e^{i\sigma_3 n_y b_y}, \quad U_{n,\hat{3}} = e^{-i\sigma_3 n_t b_t}, \quad 1 \leq n_\mu \leq N(7)$$

(all other links 1) realizes an SU(2) configuration of constant topological charge density  $q = \frac{b^2}{8\pi^2}$  (here  $k_{y,t} = k$ ;  $b_\pm = b = b_x = b_t$ ). We calculate

$$F(L, b) = \frac{1}{n_L} \sum_{i=1}^{n_L} \text{tr} \prod_{1 \in \omega_L^i} U_1. \quad (8)$$

From (3,4) this should be

$$F_{\text{mag.}}(L, b) = u / \sinh u, \quad u = bL/2D, \quad (9)$$

$$F_{\text{top.}}(L, b) = u^2 / \sinh^2 u, \quad u = bL/4D \quad (10)$$

for the first (6) and second (7) case, respectively. For small fields the points scale well with the field and lattice size and reproduce the continuum results (9) or (10). For large fields lattice artifacts are seen on small lattices. See Fig. 2.

b) *Magnetic field in half space* Consider a magnetic field (6) in  $D = 3$  pointing into  $z$ -direction in half space  $1 \leq x \leq \hat{N}_x = N_x/2$  [9]. Then:

$$\mathcal{L}(L_1, L_2, b, m, x) = \sum_{L=L_1}^{L_2} \frac{1}{L} e^{-\frac{m^2 L}{2D}} \nu_L F(L, b, x),$$

$$F(L, b, x) = \frac{1}{n_L} \sum_{i=1}^{n_L} \text{tr} \prod_{1 \in \tilde{\omega}_L^i(x)} U_1 \quad (11)$$

The lattice is  $64 \times 32^2$ ,  $m \geq 0$ ,  $\tilde{\omega}^i(x)$  are centered at  $x$ . On physical grounds we expect for  $\mathcal{L}$  [9]

$$\mathcal{L} \left( \frac{\lambda_1}{b}, \frac{\lambda_2}{b}, b, \mu \sqrt{b}, \xi \sqrt{b} + x_0 \right) = b^{-\frac{3}{2}} f(\lambda_1, \lambda_2, \mu, \xi)$$

$$f(0, \infty, \mu, \xi) \propto e^{-M(\mu)\xi} \quad \text{for } \xi > 0 \quad (12)$$

Here  $x_0 = \frac{N_x}{2} + 0.5$  ( $\xi = 0$ ) is the separation between regions. We have systematic errors due to  $0 < \lambda_{1,2} < \infty$  and discretization artifacts. The slope  $M$  appears reasonably stable against these uncertainties, however. See Fig. 3. We also observe scaling (for small  $b$  and  $m$ ) and smooth dependence on  $m$ . We obtain  $M(0) = 1.7 \pm 0.2$ , in apparent disagreement with [9]. See [4].

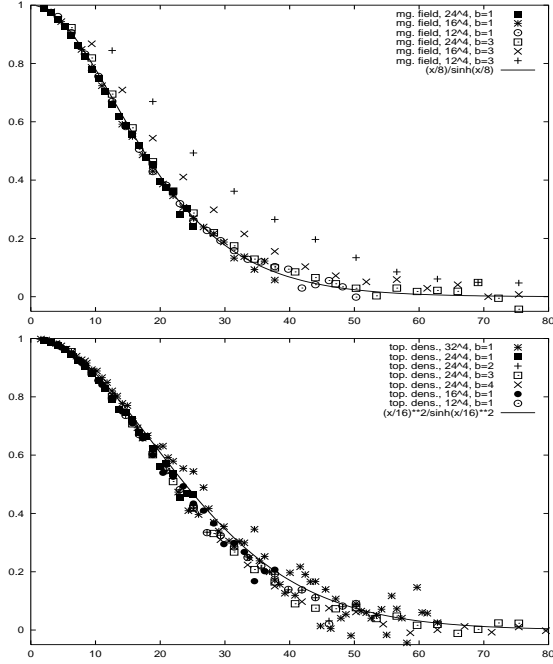


Figure 2.  $F(L, b)$  vs  $x \equiv bL$  in  $D = 4$ , for U(1) (6) ( $b$  in units of  $4\pi/N$ , upper plot) and SU(2) case (7) ( $b$  in units of  $2\pi/N$ , lower plot). The lines represent the continuum results (9), (10).

**Discussion** The above results indicate that using statistical ensembles of RW loops allows one to calculate the matter free energy in gauge field backgrounds where large loops may be relevant. This method could be applied to non-trivial configurations such as instantons, sphalerons, bounce solutions. It also could be used to calculate the quenched free energy in a quantum vacuum [10]. Non-zero spin can also be handled by adding a spin term in the worldline Lagrangian containing the outer field [2] (for fermions it is advantageous to use second order formalism – suggestion by W. Wetzel). See also [11]. Of course one can use direct numerical methods for determinants. The above method may, however, allow more insight into the relevant phenomena and scales involved.

**Acknowledgment:** We should like to thank Martin Reuter and Werner Wetzel for discussions.

## REFERENCES

1. R. P. Feynman, Phys. Rev. **80** (195)) 440.

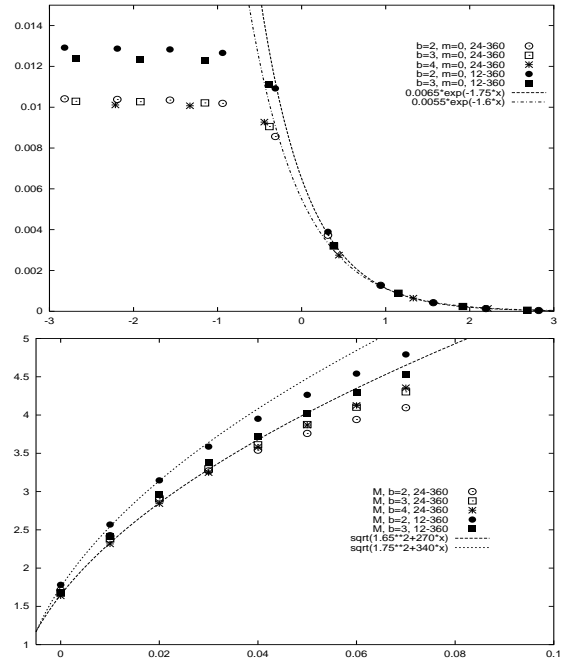


Figure 3.  $f(\lambda_1, \lambda_2, \mu, \xi)$  (12) vs  $x \equiv \xi$  at  $\mu = 0$  (upper plot), and  $M$  vs  $x \equiv \mu^2$  (lower plot), for various  $b$  (in units of  $\pi/16$ ) and  $\lambda_1 - \lambda_2$  intervals.

2. M. Reuter, M. G. Schmidt, C. Schubert, Ann. of Physics **259** (1997) 319.
3. C. Itzykson, J. M. Drouffe, Statistical Field Theory (Cambridge University Press).
4. M. G. Schmidt and I.-O. Stamatescu, hep-lat/0201002.
5. N. Kawamoto, Nucl. Phys. **B90**[FS3] (1981) 617.
6. I.-O. Stamatescu, Phys. Rev. **D25** (1982) 1130.
7. T. Bakeyev and Ph. De Forcrand, hep-lat/0008006.
8. W. Heisenberg, H. Euler, Z. Phys. **38** (1936) 714; J. Schwinger, Phys. Rev. **82** (1951) 664.
9. H. Gies, K. Langfeld, Nucl. Phys. **B613** (2001) 353.
10. D. Fliegner, M. G. Schmidt, C. Schubert, Z. Phys. **C64** (1994); D. Fliegner, P. Haberl, M. G. Schmidt, C. Schubert, Ann. Phys. **264** (1998) 51.
11. M. Reuter, M. G. Schmidt, I.-O. Stamatescu, W. Wetzel, work in progress.