

The staggered domain wall fermion method

George T. Fleming

Department of Physics, The Ohio State University, Columbus, OH 43210, USA

Pavlos M. Vranas[†]

IBM T. J. Watson Research Center, Yorktown Heights, NY 10598, USA

(Dated: August 6, 2002)

A different lattice fermion method is introduced. Staggered domain wall fermions are defined in $2n + 1$ dimensions and describe 2^n flavors of light lattice fermions with exact $U(1) \times U(1)$ chiral symmetry in $2n$ dimensions. As the size of the extra dimension becomes large, 2^n chiral flavors with the same chiral charge are localized on each boundary and the full $SU(2^n) \times SU(2^n)$ flavor chiral symmetry is recovered. SDWF give a different perspective into the inherent flavor mixing of lattice fermions and by design present an advantage for numerical simulations of lattice QCD thermodynamics. The chiral and topological index properties of the SDWF Dirac operator are investigated. And, there is a surprise ending...

PACS numbers: 11.30.Rd, 11.30.Hv, 11.15.Ha, 12.38.Gc

I. INTRODUCTION

Lattice fermions are elusive. They not only present enormous challenges to numerical simulations of lattice QCD and other strongly interacting field theories but also pose in a most blatant way the problem of non-perturbative regularization of chiral gauge theories. Obviously the two problems have a common source. In the past several years enormous progress has been made in this direction. Interestingly, extra dimensions have been used again in theoretical physics, except this time the dimension is a tool to generate the correct low energy physics.

Domain wall fermions were introduced in [1, 2, 3, 4, 5, 6]. A large volume of work has followed since. The reader is referred to the annual reviews [7, 8, 9, 10, 11, 12, 13, 14, 15, 16] and references therein. The DWF lattice regulator begins by defining a massive Wilson fermion [17] in $2n + 1$ dimensions. If the boundary condition at the edges of the extra dimension is free then chiral surface states develop with the plus chirality fermion exponentially bound on one wall and the minus chirality fermion on the other wall [18]. The two chiralities have an overlap that is equivalent to a Dirac mass. As the size L_s of the extra dimension increases the overlap tends to zero exponentially fast. As $L_s \rightarrow \infty$ the theory has a single massless Dirac fermion in $2n$ dimensions. Obviously, this construction addresses both problems mentioned above.

Since the DWF construction starts with massive Wilson fermions, it is easy to see that for any finite L_s there can be none of the exact chiral symmetries available in the naive lattice fermion formulation. In return for this shortcoming, flavor mixing between doubler states inherent in naive fermions are pushed up to the scale of the lattice cut-off, making them irrelevant. Early in the development of lattice field theories, the staggered approach to lattice fermions was devised to preserve some of the exact chiral symmetries of naive fermions. This meant there was still flavor mixing between the remaining doubler states [19, 20, 21]. In the spirit of staggered fermions, our domain wall construction presented here will preserve some exact chiral symmetry at any L_s at the cost of introducing flavor mixing between light fermion doublers. Flavor symmetry violations should be exponentially suppressed in the $L_s \rightarrow \infty$ limit. A preliminary version of this work was presented in [22].

Staggered domain wall fermions (SDWF) are similar to DWF in the use of exponential localization of surface states to counter unwanted features of lattice regularization. In our case, this means disentangling the inherent flavor mixing between light doubler states. As a result, even at finite L_s , they have an exact $U(1) \times U(1)$ chiral symmetry very much like standard staggered fermions. This property makes them attractive for QCD thermodynamic simulations. As $L_s \rightarrow \infty$ the light surface states in the theory recover the full $SU(2^n) \times SU(2^n)$ chiral symmetry. Depending on one's perspective, SDWF combine the nice properties of the domain wall method and staggered fermions. For simulations of QCD thermodynamics with standard DWF the reader is referred to [23, 24, 25, 26].

[†]Electronic address: g.fleming@mps.ohio-state.edu

[†]Electronic address: vranas@us.ibm.com

We would like to draw the attention of the reader to a more subtle issue in this paper that might otherwise be overlooked. In most of what follows, the Saclay basis proposed by Kluberg-Sten et al. [27] is used for its nice spin- $\frac{1}{2}$ algebra. While this is formally equivalent to the standard bases used for numerical simulations [28, 29], the transformation is gauge dependent and quite complicated. However, the conclusions we draw from our analytic work should be basis independent. The construction of actions suitable for numerical simulation will be discussed at the end of the paper.

One interesting result is that it may be possible to do numerical simulations directly in the Saclay basis when Pauli-Villars fields are introduced. This applies equally to staggered fermions as well as SDWF and may eliminate a serious obstacle for using the Saclay basis for simulation. The reason is that the gauge field dependent transformation that accompanies the basis change will cancel as part of the subtraction. We believe this is yet another example of the potential usefulness of doubly regularized lattice fermions [25].

For a semi-infinite extent in the extra dimension, the theory has four chiral fermions with the same chiral charges and is anomalous. To construct an anomaly free theory, we must use such "quadruplets" with charges as dictated by the corresponding anomaly cancellation condition. This is completely analogous to the case of Wilson DW F.

The paper is organized as follows: The SDWF Dirac operator and action is defined in section II. The symmetries associated with the SDWF action are presented in section III. The flavor content is discussed in section IV and the free propagator is calculated in section V. The transfer matrix along the extra direction is given in section VI. The promised surprise is in section VII but the reader ought to work through the preceding sections first... The transcription to the single component basis, problems and future directions are presented in section VIII. A discussion about alternative actions is given in section IX. The paper is concluded with section X.

II. STAGGERED DOMAIN WALL FERMIONS

In this section the SDWF Dirac operator and action is presented in the Saclay basis [27]. Here, we show that in the free theory light fermion fields localize exponentially along the extra direction with suppressed flavor mixing.

The SDWF partition function is

$$Z = \int [dU] \int [d\bar{d}] \int [d^y d] e^S : \quad (1)$$

$U(x)$ is the gauge field, x is a site coordinate vector in the $2n$ dimensional space and $y = 1; 2; \dots; 2n$. $(\bar{d}; s)$ is the fermion field and $(d^y; s)$ is a bosonic Pauli-Villars (PV) field. y is a hypercube coordinate vector related to the site vector x by $x = 2y + O + A$ where O is a $2n$ dimensional binary vector indicating one of the 2^{2n} possible origins of the hypercubic structure and A is a binary vector which indicates position within the given hypercube y . This implies the relations $y = (x - O)/2$ and $A = [(x - O) \bmod 2]$ between the vectors. $s = 0; 1; \dots; L_s - 1$ is a site coordinate in the $2n + 1$ direction, where L_s is the number of sites in this dimension.

The action S is given by

$$S = S_G(L_s; m_0; m_f; U; \bar{d}; d; d^y) = S_G(\bar{d}; U) + S_F(L_s; m_0; m_f; \bar{d}; d; V) + S_{PV}(L_s; m_0; d^y; V) \quad (2)$$

where

$$S_G = \sum_p \left(1 - \frac{1}{N_c} \text{Re Tr} U_p \right) \quad (3)$$

is the standard plaquette action with $\beta = 2N_c/g_0^2$ with g_0 the lattice gauge coupling and N_c the number of colors. The fermion action is

$$S_F = \sum_{y; y^0; s; s^0} \bar{(y; s)} D_F(y; s; y^0; s^0) (y^0; s^0) \quad (4)$$

with the fermion matrix given by

$$D_F(y; s; y^0; s^0) = (s - s^0) D(y; y^0) + D^2(s; s^0) (\gamma - \gamma^0) \quad (5)$$

where $D(y; y^0)$ is the standard staggered action in the Saclay basis with the typical staggered mass (distance zero) set to zero and a different mass (distance one) proportional to $(1 - a m_0)$ added as described below. Here are the expressions in a chiral basis in $2n = 4$ dimensions. Extensions to other even dimensions are straightforward.

$$D = \begin{pmatrix} B & C \\ C^\dagger & B \end{pmatrix}; \quad (6)$$

$$B = \sum_{\mathbf{x}} (1 - \gamma_5) (V) + \frac{m_0}{2} \frac{1}{2a_5}; \quad (7)$$

$$C = \frac{1}{4} \sum_{\mathbf{x}} r(V); \quad (8)$$

$$(V; y; y^0) = \frac{1}{4} (y + \gamma_5 y^0) V(y) + (y - \gamma_5 y^0) V^y(y^0) - 2(y - y^0); \quad (9)$$

$$r(V; y; y^0) = \frac{1}{4} (y + \gamma_5 y^0) V(y) - (y - \gamma_5 y^0) V^y(y^0) \quad (10)$$

where $\gamma_{1,2,3}$ are the Pauli matrices and γ_4 is the identity. $V(y)$ are the gauge links between hypercubes related to the $U(1)$ links of the gauge action by $V(y) = U(2y+0)U(2y+0+\hat{e})$. The parameter m_0 is the mass representing the "height" of the domain wall. The s -dependent part of the Dirac operator is exactly as for DW F but with a different mass mixing. Here we consider the action for 2^n degenerate flavors. For non-degenerate flavors the action is similar and can be constructed according to the rules outlined in section III.

$$D^2 = D_5 + H(m_f); \quad (11)$$

$$D_5(s; s^0) = \begin{cases} \frac{1}{a_5} P_R (1 - \gamma_5^0) & s = 0 \\ \frac{1}{a_5} P_R (s + 1 - \gamma_5^0) + P_L (s - 1 - \gamma_5^0) & 0 < s < L_s - 1 \\ \frac{1}{a_5} P_L (L_s - 2 - \gamma_5^0) & s = L_s - 1 \end{cases} \quad (12)$$

The mass mixing term depends to whether L_s is even or odd. For odd L_s we have the following purely imaginary term

$$H(m_f; s; s^0) = \frac{1}{a_5} i m_f [P_R (s - L_s + 1) (\gamma_5^0) + P_L (s) (L_s - 1 - \gamma_5^0)] \quad (13)$$

where m_f is the degenerate mass of the flavor states localized on the domain wall. For even L_s more care must be used in constructing the mass mixing term to preserve the exact $U(1) \times U(1)$ symmetry (see section III). In that case the mass term does not just involve the boundary at $s = 0$ and $L_s - 1$ but also at $s = 1$ and $L_s - 2$. Furthermore notice that the terms are real. The different "reality" of the mass term for L_s even/odd is just a reflection of a staggered wavefunction phase of the form $i^{(s - s^0)}$. The even L_s mass term is

$$H(m_f; s; s^0) = \frac{m_f}{a_5} [P_{LR} (s) (L_s - 2 - \gamma_5^0) + P_{LL} (s - 1) (L_s - 1 - \gamma_5^0) + P_{RR} (s - L_s + 2) (\gamma_5^0) + P_{RL} (s - L_s - 1) (1 - \gamma_5^0)]; \quad (14)$$

The chiral and flavor projectors are

$$P_{R,L} = P = \frac{1 + \gamma_5}{2}; \quad F_{R,L} = F = \frac{1 - \gamma_5}{2}; \quad P_{RL,RL} = P = (P - F); \quad (15)$$

The gamma matrices are taken in the standard chiral basis. For example $2n = 4$ dimensions they are chosen to be

$$\gamma_0 = \begin{pmatrix} 0 & 1 \\ 1 & 0 \end{pmatrix}; \quad \gamma_{1,2,3} = \begin{pmatrix} 0 & 1 \\ 1 & 0 \end{pmatrix}; \quad \gamma_5 = \begin{pmatrix} 1 & 0 \\ 0 & -1 \end{pmatrix} \quad (16)$$

with the Pauli matrices. The flavor matrices are defined as usual [27]

$$T = T^T \quad (17)$$

and notations like $(\gamma_5 - \gamma_5)$ mean $(\gamma_5 - \gamma_5)$.

As with DW F, the PV action is designed to cancel the contribution of the heavy fermions. This is necessary because the number of heavy fermions is L_s and in the $L_s \rightarrow 1$ limit they produce bulk type infinities [3, 4, 30, 31]. There is some flexibility in the definition of the PV action since different actions could have the same $L_s \rightarrow 1$ limit. However,

the choice of the PV action may affect the approach to the $L_s \rightarrow 1$ limit. Here the same approach as in [32, 33] was chosen. The $m_f = 1$ case is exactly the quenched theory (infinitely massive fermions). The PV action is

$$S_{PV} = \sum_{x; x^0; s; s^0} \sum_y (x; s) D_F [m_f = 1] (x; s; x^0; s^0) (x^0; s^0): \quad (18)$$

The symmetries and detailed properties of the SDWF Dirac operator will be discussed in the rest of the paper. However, as a first check we verify that in the free case the SDWF Dirac operator indeed describes four flavors with the chiralities localized on the opposite walls. Following identical steps as in [1] we go to momentum space and demands that in order for light modes to exist there must be a wavefunction such that

$$D_F (k; s; k^0; s^0) (k^0; s^0) = D_{naive} (k; s; k^0; s^0) (k^0; s^0): \quad (19)$$

In essence this equation demands that the extra term in the Dirac operator D^2 cancels the flavor breaking term B . From the above equations it is easy to see that Eq. (19) leads to

$$\sum_{s^0} \left[\frac{1}{a_5} [P_+(s+1, s^0) + P_-(s-1, s^0)] + P_-(s, s) b_-(s, s^0) \right] (k; s^0) = 0 \quad (20)$$

where

$$b_- = \frac{1 - \cos k_5}{2} (m_0 + 1/a_5): \quad (21)$$

From this equation, it is easy to see that the P projectors in the s -dependent part commute with the flavor breaking part so that each may be simultaneously diagonalized. This constraint alone effectively restricts the allowed projectors to the ones chosen here.

The solution is separable and $\psi(s)$ is the s -dependent part

$$\psi(s) = \begin{pmatrix} \psi_+(s) \\ \psi_-(s) \end{pmatrix} \quad (22)$$

where $\psi_{\pm}(s) = P_{\pm} \psi(s)$, etc. In this notation, we can write

$$P_-(s, s) b_- = \begin{pmatrix} \bar{b}^y & \bar{b}^y \\ \bar{b}^y & \bar{b}^y \end{pmatrix} \begin{pmatrix} \psi_+ \\ \psi_- \end{pmatrix} \quad (23)$$

where

$$\bar{b}_j = i_j b_j; \quad j = 1, 2, 3; \quad \bar{b}_4 = b_4: \quad (24)$$

Solving Eqs. (20) relating nearest neighbor sites is a bit complicated because the flavor components mix and is not of interest for this discussion. On the other hand the solutions to these equations after iterating twice are simple. For $a_5 = 1$ we have

$$\begin{aligned} \psi_+(s-2) &= \bar{b}^y \psi_+(s); \\ \psi_-(s-2) &= \bar{b}^y \psi_-(s); \end{aligned} \quad (25)$$

For free fermions, $[\bar{b}, \bar{b}^y] = 0$ and $\bar{b}^y \bar{b}, \bar{b}^y \bar{b}$ are both proportional to the identity with eigenvalue

$$(\bar{b}^y) = (\bar{b}^y \bar{b}) = b^2; \quad (26)$$

$$b = \frac{1}{b^2}: \quad (27)$$

If we require that

$$b^2 < 1 \quad (28)$$

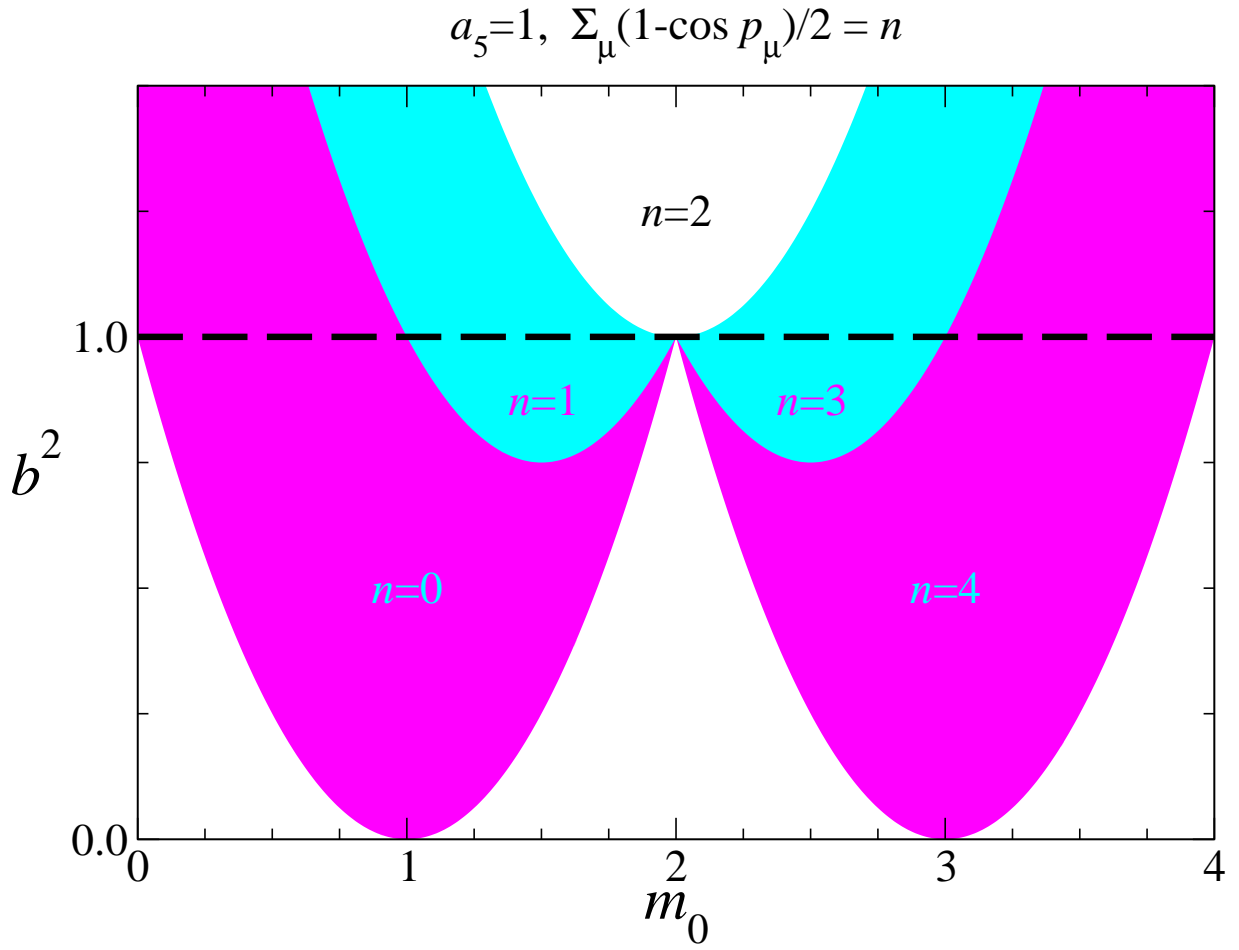


FIG. 1: From Eq. (29): b^2 at the origins of the n th Brillouin zones $n = [0;1;2;3;4]$ plotted vs. m_0 .

then for a semi-infinite s direction, $s = 0$, only $+$ is normalizable, while $-$ is not. However, this is not enough to ensure that the doubler modes are not present. We must further require that the above condition excludes momenta with components larger or equal to $\frac{1}{2}$. This can be seen by writing out Eq. (28)

$$b^2 = \frac{1}{4} \sum_{\mu} [(1 - \cos k_{\mu}) + (1 - m_0)]^2 < 1: \quad (29)$$

For momenta near the origins of the n^{th} Brillouin zone (where n is the number of momentum components near $\frac{1}{2}$) this gives

$$(1 - m_0)^2 + n(1 - m_0) + n < 1: \quad (30)$$

When $n = 0$ the sufficient condition is

$$0 < m_0 < 2; \quad (31)$$

same as for Wilson DW F. However, this condition does not ensure that the doubler modes are non-normalizable for all n . For example, for $n = 1$ and $m_0 = 1.5$ both Eqs. (30) and (31) are satisfied making the 1st Brillouin zone doubler wave functions normalizable. The range of m_0 needs to be further restricted. The following condition ensures that only the 0th Brillouin zone wave function is normalizable

$$0 < m_0 < 1: \quad (32)$$

The above is presented graphically in Fig. 1. It is straightforward to extend these results to the more general case of $0 < a_5 < 1$.

III. SYMMETRIES

When constructing the SDWF action, it is important to preserve the symmetries of the massless staggered action [19, 34]. Of course, adding any new terms to the staggered action will break some of those symmetries, so we have to find new symmetries that involve the extra dimension. The symmetry transformations for the action in the Saclay basis of section II are presented below.

$U(1)_e$ $U(1)_o$ chiral rotations. The presence of this symmetry is one of the main motivations of this paper. The residual chiral symmetry of staggered fermions involves making separate chiral rotations on even and odd sites. Terms in D^2 are not invariant under these rotations unless we extend the notion of even and odd, including the extra dimension. The operator S is defined as

$$S_{s;s^0} = (-1)^s (s - s^0) \quad (33)$$

and then the extended even/odd projection operators are defined as

$$\begin{aligned} \bar{P}_e &= \frac{1}{2} [(11 - 11) + S(s - s^0)]; \\ \bar{P}_o &= \frac{1}{2} [(11 - 11) - S(s - s^0)]; \end{aligned} \quad (34)$$

Using these projection operators the chiral transformation is

$$\begin{aligned} \psi &\rightarrow e^{i\epsilon} \bar{P}_e + e^{i\epsilon} \bar{P}_o \psi; \\ \bar{\psi} &\rightarrow \bar{\psi} e^{-i\epsilon} \bar{P}_e + e^{-i\epsilon} \bar{P}_o : \end{aligned} \quad (35)$$

Rotations by $\epsilon=2$. These rotations are in planes perpendicular to the extra dimension and the transformations are the same as the original staggered ones.

γ -parity. These transformations reflect the $2n-1$ spacetime axes perpendicular to the spacetime axis in the \hat{x} direction. D^2 is not invariant under this symmetry unless we also reflect the s direction as well. If the reflection operator is defined as

$$R_{s;s^0} = (L_s - 1 - s - s^0) \quad (36)$$

then the transformation is

$$\begin{aligned} \psi(s) &\rightarrow (s - s^0) R_{s;s^0} \psi(s^0); \\ \bar{\psi}(s) &\rightarrow \bar{\psi}(s^0) R_{s^0;s} (s - s^0); \end{aligned} \quad (37)$$

Shift by one lattice spacing. The $m_0 = 1/a_5$ term in the SDWF action breaks this standard staggered fermion symmetry at the expense of absorbing the renormalization of the flavor breaking term. That these terms are additively renormalized in the interacting theory follows from the work of Mitra and Weisz [35]. Nevertheless, interesting methods to alleviate the breaking of this symmetry are discussed in section VIII. This symmetry relates to interactions inside a hypercube which are essentially non-physical. We feel that the breaking of this symmetry is a small sacrifice, but the issue certainly can and should be debated.

The symmetry transformation for the case $m_0 = 1/a_5$ is given. Already for staggered fermions, the symmetry transformation is complicated in the Saclay basis due to the imposed hypercubic structure of the formulation. For SDWF, there is an added complication. Some parts of the transformation require a reflection in the s direction

$$\begin{aligned} \psi &\rightarrow \frac{1}{2} [(11 - 11) + (s - s^0) R] \psi \\ &+ \frac{1}{2} [(11 - 11) + (s - s^0) R] \psi + \hat{x}; \\ \bar{\psi} &\rightarrow \bar{\psi} \frac{1}{2} [(11 - 11) - R(s - s^0)] \\ &+ \bar{\psi} \frac{1}{2} [(11 - 11) - R(s - s^0)] \end{aligned} \quad (38)$$

where s indices have been suppressed.

IV. FLAVORS OF SDWF

In this section the SDWF flavor identification is made in the Saclay basis. From section II we see that for a finite extra direction with L_s sites the P_+ components of all flavors are localized around $s=0$ while the P_- components

V. THE SDWF PROPAGATOR

The propagator in the Sackay basis in momentum space and for $m_f = 0$ has the form

$$D^{-1}(s; s^0) = G_1(s, s^0) + G_3(s, s^0 - 1); \quad (41)$$

For $m_f \neq 0$ and $L_s = \text{multiple of } 4$ has the form

$$D^{-1}(s; s^0) = [G_1 + m_f G_2](s, s^0) + G_3(s, s^0 - 1); \quad (42)$$

For $L_s = \text{even}$ but not multiple of 4, the propagator has the same form as in Eq. (42) but with $m_f \rightarrow m_f$. For $L_s = \text{odd}$ the m_f term is more complicated and is not given here. Nevertheless, based on sections II and III one can see that the form is similar.

$G_1(p; s; s^0)$, $G_2(p; s; s^0)$ and $G_3(p; s; s^0)$ (p is the momentum) are proportional to the identity in their flavor indices. Also, G_1 anti-commutes with $(\gamma_5 - 1)$ while G_2 and G_3 commute with $(\gamma_5 - 1)$. The flavor mixing is in the function $\mathcal{P}(s)$

$$\begin{aligned} \mathcal{P}(s) &= \mathcal{P}(1 - 1); & (s \text{ even}) \\ \mathcal{P}(s) &= \frac{(\mathcal{P}(1 - 1) - 1)b}{b}; & (s \text{ odd}) \end{aligned} \quad (43)$$

where $\mathcal{P}(s)$ is given in Eq. (27). For $s = s^0$ even and $m_f = 0$ the propagator has no flavor mixing except for the G_3 term in Eq. (41). In this term (odd) breaks flavor in exactly the same way as for free staggered fermions. An exact $U(1) \times U(1)$ symmetry is maintained. The matrix coefficient G_3 vanishes exponentially fast with L_s for s, s^0 near opposing boundaries and therefore as $L_s \rightarrow \infty$ with $m_f = 0$ the propagator anti-commutes with $(\gamma_5 - 1)$ and has no flavor mixing provided $s = s^0$ is even. This is in accordance with the discussion in section IV. For $s = s^0$ odd more severe flavor mixing is present.

The G_1, G_2 and G_3 terms are

$$G_1(p; s; s^0) = i^{(s - s^0 - 1)} \frac{1}{2} \sin p \cdot \mathcal{P}_+ G(s; s^0) + \mathcal{P}_- G(L_s - 1 - s; L_s - 1 - s^0); \quad (44)$$

$$G_2 = i^{(s - s^0 - 1)} \mathcal{P}_+ (s; 0) G(L_s - 1; s^0) - (s; L_s - 1) \mathcal{P}_- G(L_s - 1; L_s - 1 - s^0); \quad (45)$$

$$\begin{aligned} G_3 &= i^{(s - s^0 - 1)} \mathcal{P}_+ [\mathcal{P}(s; s^0) + i_+ (s) G(s - 1; s^0)] \\ &+ \mathcal{P}_- [\mathcal{P}(L_s - 1 - s; L_s - 1 - s^0) + i_- (s) G(L_s - 2 - s; L_s - 1 - s^0)]; \end{aligned} \quad (46)$$

where

$$\begin{aligned} i_+(s) &= 1; & (s \neq 0) \\ i_+(s) &= 0; & (s = 0) \\ i_-(s) &= 1; & (s \neq L_s - 1) \\ i_-(s) &= 0; & (s = L_s - 1); \end{aligned} \quad (47)$$

There is an exact correspondence with the terms of the standard DW F propagator. In the notation of [32, 33] the symbol correspondences between SDWF and DW F are

$$G(p; s; s^0) \rightarrow G_+(p; s; s^0); \quad b \rightarrow b; \quad \bar{p} \rightarrow \frac{1}{4}\bar{p}; \quad (48)$$

The reader is referred there for the detailed forms.

As can be seen the decay coefficient is now in terms of b given in Eq. (27) instead of the DW F $b = \mathcal{P}[\mathcal{P}(\cos p)] + 1 = a_5 m_0$. The localization condition form 0 is over half the DW F range (see Eq. (31)). Also, for L_s odd, the effective mass m_e has the same general form as in Wilson DW F [32, 33]

$$m_e = (1 - \frac{2n}{4} m_0^2) (m_f + \mathcal{J} - m_0 \mathcal{J}^s); \quad (49)$$

VI. THE SDWF TRANSFER MATRIX

The SDWF transfer matrix in the Sackay basis is presented. We can use the technique of Neuberger [36] to rewrite the free SDWF determinant in a form that allows for a quick identification of the transfer matrix. A complete Hamiltonian analysis is beyond the scope of this work.

After interchanging various rows and columns of the SDWF matrix, the determinant is equivalent to the determinant of the matrix

$$\begin{pmatrix} 0 & & & & 1 \\ & 0 & & & 0 \\ \text{B} & & \ddots & & \text{C} \\ & 1 & \ddots & & \text{C} \\ & & \ddots & & \text{C} \\ & & & L_s - 2 & \text{A} \\ & & & L_s - 1 & L_s - 1 \end{pmatrix} \quad (50)$$

where all of the s and s are the block triangular matrices

$$s = \begin{pmatrix} B & 0 \\ C & 1-a_5 \end{pmatrix}; \quad s = \begin{pmatrix} 1-a_5 & C^y \\ 0 & B \end{pmatrix} : \quad (51)$$

For $L_s - 1$ and $0, 1-a_5$ is replaced with $-a_5$ so a_5 is a parameter that controls the boundary conditions: $a_5 = 1$ for (anti)periodic and $a_5 = 0$ for free. This parameter is used only for the derivation of the transfer matrix and it is not needed in the theory. In particular, the reader is cautioned against using a_5 as a mass parameter since it is inconsistent with the rules of section IV. The definitions of B, C are given in Eqs. (7) and (8).

In this notation, following Neuberger's construction leads to the SDWF determinant

$$D_F = (\text{fixed sign}) (\det B = a_5)^{L_s} \det \begin{pmatrix} 0 & 1 \\ 0 & 1 \end{pmatrix} T^{L_s} \begin{pmatrix} 1 & 0 \\ 0 & 0 \end{pmatrix} \quad (52)$$

and the SDWF transfer matrix identification

$$T = \begin{pmatrix} B^{-1} a_5 & B^{-1} C \\ C^y B^{-1} a_5 & C^y B^{-1} C - B \end{pmatrix} : \quad (53)$$

We can easily check that

$$[C; (1 - a_5)] = 0; \quad fB; (1 - a_5)g = 0 \quad (54)$$

and as a result

$$fT; (1 - a_5)g = 0: \quad (55)$$

Also since $B^y = -B$ we can see that T is also anti-Hermitian

$$T^y = -T: \quad (56)$$

This is different from Wilson DWF and gives some idea why solving the zero mode problem in Eq. (25) simplifies when solving for the field two sites away. Obviously, standard transfer matrix manipulations should be done with the Hermitian transfer matrix T^2 which corresponds to a Hermitian Hamiltonian H .

VII. ABOUT THAT SURPRISE ...

At this point the reader must be wondering: "What is the spectrum of the transfer matrix?" and "What is the corresponding Hamiltonian?" Here is where we were a bit surprised. Just in case the reader will later (after reading this section) be tempted to claim that there is no surprise, she/he is invited to guess the $a_5 \rightarrow 1$ limit Hamiltonian as well as the general a_5 spectrum of T^2 .

We end, after some algebra, the following Hamiltonian H_0 corresponding to the $a_5 \rightarrow 0$ limit of the transfer matrix

$$\lim_{a_5 \rightarrow 0} T^2 = e^{2a_5 H_0}; \quad H_0 = \begin{pmatrix} s & 1 \end{pmatrix} \begin{pmatrix} \frac{1}{2} P & + m_0 \\ C^y & \frac{1}{2} P \end{pmatrix} + m_0 : \quad (57)$$

The first surprise is that H_0 is exactly diagonal in flavor. It is almost, but not exactly, the same as the standard overlap Hamiltonian H_w , as it has a factor of $\frac{1}{2}$ compared to C . Nevertheless, because H_0 is diagonal in flavor, the standard machinery of DWF can be directly applied.

For example, let us consider the spectrum of H_0 . Following methods identical to [3, 4, 30, 31] we find that

$$H_0 \begin{pmatrix} u \\ v \end{pmatrix} = 0 \implies u^\dagger u + v^\dagger v - 2m_0 = 0: \quad (58)$$

Because the matrices $(\gamma + \hat{\gamma})V(\gamma)$ are unitary the range for which this equation can have a solution (for all Brillouin zones) is

$$0 < m_0 < 2 \quad (a_5 \neq 0): \quad (59)$$

For m_0 in the above range H_0 can have zero eigenvalues that via the overlap formalism correspond to a change of index and to exact and robust zeros of the fermionic determinant. This can also be seen graphically in Fig. 2. The background field configuration is a smooth gauge field that has non-trivial topology [30, 31]. The plaquette value for that configuration (i.e. the sum in Eq. (3)) is about 0.05. For the rest of the paper we will refer to this configuration as the "instanton" configuration.

The crossing diagrams were done for fermions in the Saclay basis with gauge fields $V(\gamma)$ defined on a 2^4 lattice of hypercubes. Since no attempt is made here to make a connection with the topological charge of the underlying gauge configurations $U(x)$, the reader can regard the gauge fields as examples "pulled out of a hat." All numerical analysis was done by full diagonalization of the relevant matrices using the LAPACK libraries and an IBM-T20 Think Pad (which by the way performed brilliantly).

However, numerical simulations are done at non-zero a_5 , typically at $a_5 = 1$. In standard DWF there is an exact connection between zero eigenvalues of H_0 and unit eigenvalues of the transfer matrix at any a_5 . This correspondence does not hold here. As a result the analysis is more complicated. In other words

$$\text{eig}(T^2) = 1 \iff \text{eig}(H_0) = 0; \quad a_5 \neq 0: \quad (60)$$

From Eqs. (55) and (56) we deduce that the spectrum of T^2 is strictly real, positive and doubly degenerate because T is anti-Hermitian and anticommutes with (Γ_5) . In $2n = 2$ dimensions that would be the end of the story because there are only $2^n = 2$ flavors. Two exact zero modes are produced for every crossing in the Hamiltonian spectrum. In $2n = 4$ dimensions there are $2^n = 4$ flavors and we do not have an exact correspondence between the degeneracy of the unit magnitude eigenvalues of T and the number of flavors. This is problematic since this is a basic and defining property for a chiral theory.

For the "instanton" background the eigenvalue crossing diagram of

$$m = \log[\text{spectrum}(T^2)] \quad (61)$$

vs. m_0 is given in Fig. 3 for $a_5 = 1$. A closeup of the region around $m_0 = 0$ is shown and the eigenvalues are marked depending on the sign of the $\bar{q}(\gamma_5 - 1)q$ where q is the corresponding eigenvector. All eigenvalues in Fig. 3 are four-fold degenerate! The symbols for each eigenvalue are there but are literally overlapping. An example is given in Table I. Also, the reader should observe that in Fig. 3 the transfer matrix eigenvector chirality does follow each row line. This ensures that the four modes are of the same chirality and therefore a crossing should correspond to a net change of four in the index. It is of fundamental importance that this occurs here as it reassures us that on a given boundary of the extra dimension there are four flavors of light chiral fermions with the same chiral charge.

For a very rough background gauge field (plaquette 0.05) the crossing diagram is given in Fig. 4. The eigenvalues are doubly degenerate and very nearly but not quite four-fold degenerate. The non degeneracy is small and almost non visible. One of the worst cases is presented in Table II. The lack of exact four-fold degeneracy should be the subject of further research but it is obviously small even on this extreme background gauge field that is unlikely to occur in current numerical simulations of QCD. Furthermore, it would be interesting to study the transfer matrix in $2n = 6$ dimensions, where the required near-degeneracy should be 2^n , to see if the same behavior persists.

Even with the lack of exact four-fold degeneracy, if we choose m_0 away from the crossing region then the fermion determinant will still have four exact zeros. This will only break down if m_0 is chosen between the two nearly degenerate sets of crossings. Of course, based on DWF studies at lattice spacings used in today's simulations one expects dense crossings in the usable range of m_0 . Then there will be configurations for which m_0 is between double-crossings that have split. As far as topology is concerned this will break flavor to some degree. Nevertheless, since in DWF the dense crossings correspond to small instantons and are unphysical we would expect that as the lattice spacing becomes smaller such configurations will become less important.

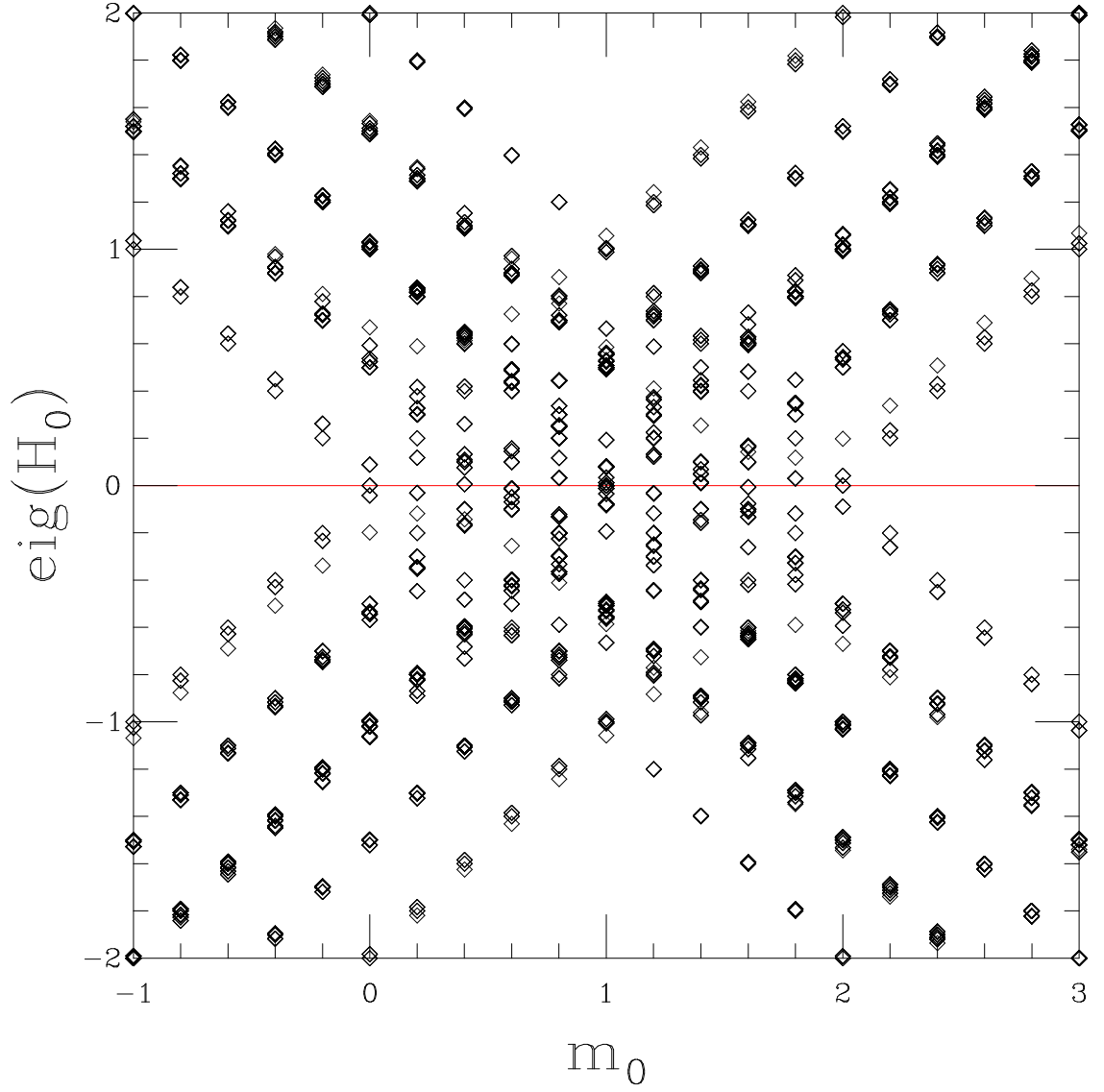


FIG .2: The spectrum of H_0 vs. m_0 for an SU (3) "instanton" background on a 2^4 lattice of hypercubes.

TABLE I: The near zero spectrum of $\log (T^2)$ for $m_0 = 0.2$ for an SU (3) "instanton" background on a 2^4 lattice of hypercubes.

m_0	$\log (T^2)$
0.2	-0.0408683
0.2	-0.0408683
0.2	-0.0408683
0.2	-0.0408683
0.2	0.327367
0.2	0.327367
0.2	0.327367
0.2	0.327367

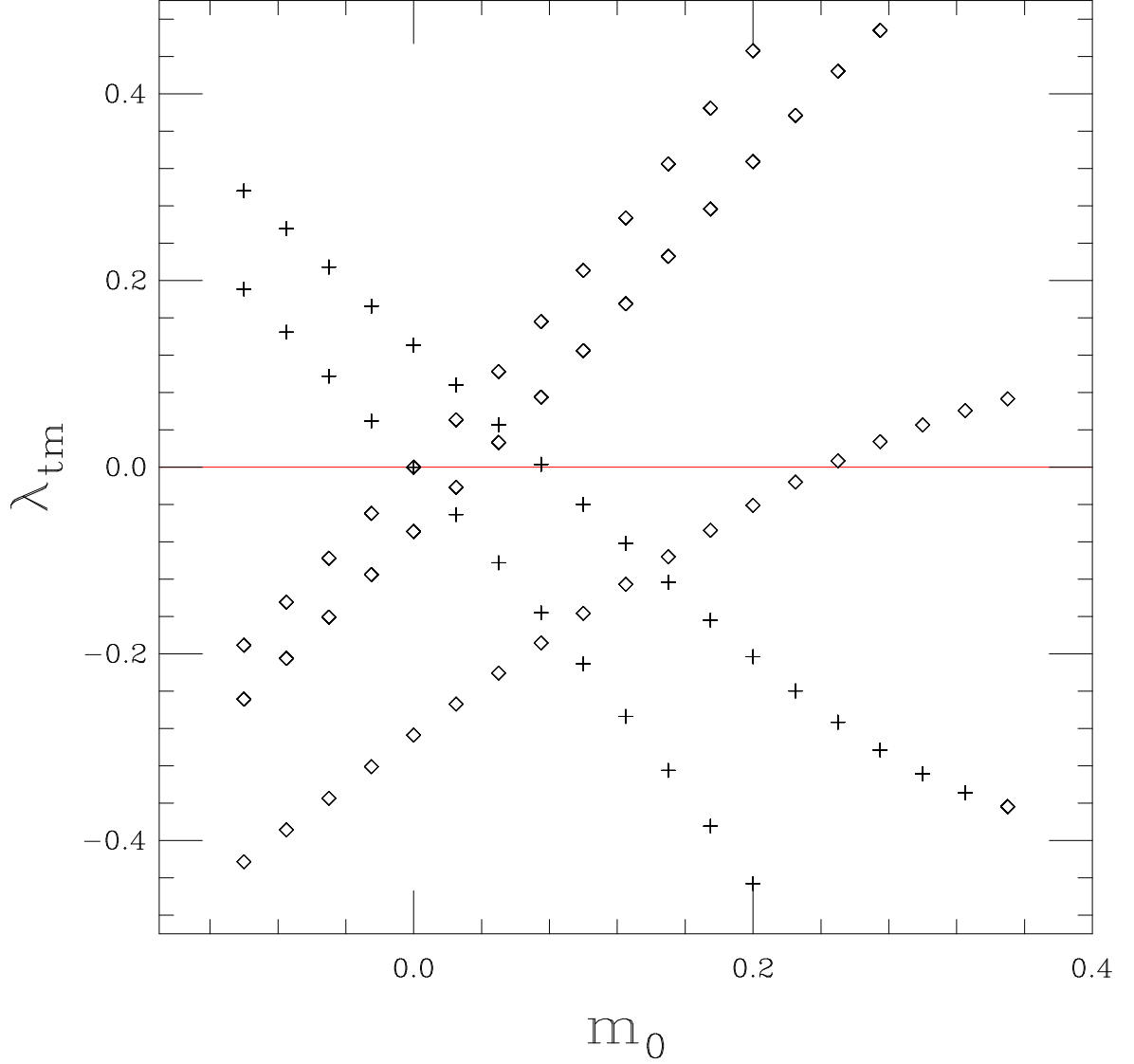


FIG. 3: λ_{tm} vs. m_0 for $a_5 = 1$ and an SU(3) "instanton" background (plaquette = 0.05) on a 2^4 lattice of hypercubes. The diamonds represent eigenvectors of T^2 with chirality +1 while the pluses with -1. All eigenvalues are four-fold degenerate and are indistinguishable by the graphics. For an example please refer to Table I.

Nevertheless it is instructive to further study the spectrum of T for unit magnitude eigenvalue. Because T contains the inverse of B it is hard to study analytically. However, in the subspace $j_{tm} = 1$ we can proceed as in [3, 4, 30, 31]. In particular we find that

$$T \begin{pmatrix} u \\ v \end{pmatrix} = i T \begin{pmatrix} u \\ v \end{pmatrix} \Rightarrow H_P \begin{pmatrix} u \\ v \end{pmatrix} = 0 \quad (62)$$

where

$$H_P = \begin{pmatrix} 1 + a_5 i B & a_5 C \\ a_5 C^\dagger & 1 - a_5 i B \end{pmatrix} \quad (63)$$

So, we can study the crossings of the spectrum of this pseudo-Hamiltonian H_P . The crossing range can be determined

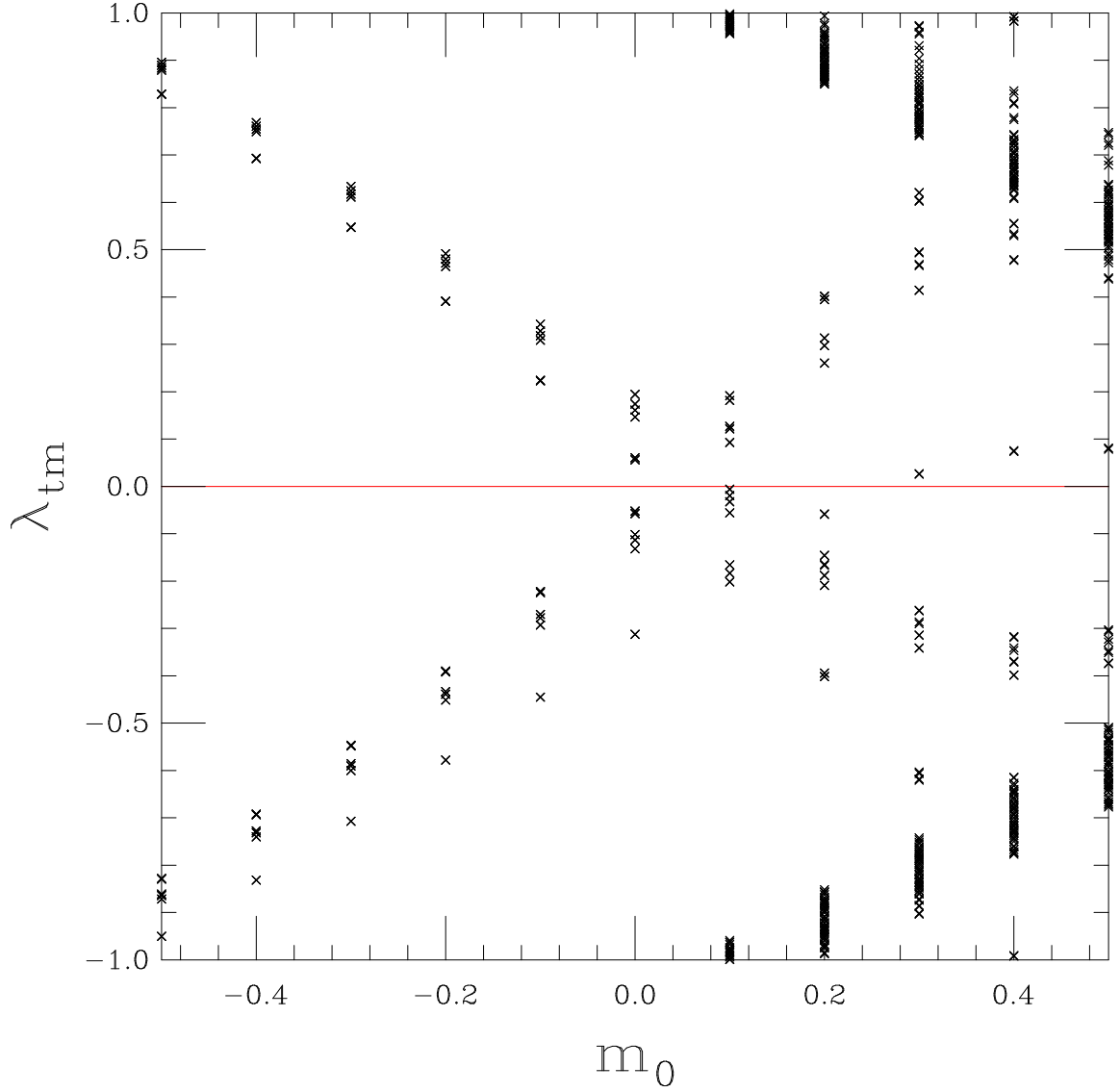


FIG. 4: λ_{tm} vs. m_0 for $a_5 = 1$ and a "rough" SU(3) background (plaquette = 0.85) on a 2^4 lattice of hypercubes. All eigenvalues are two-fold degenerate and are indistinguishable by the graphics. Although there is no exact four-fold degeneracy the graphics can hardly distinguish the non-degeneracy. Please refer to Table II.

as before by using the unitarity of the matrices $(y + \hat{y}^\dagger)V(y)$. There are two crossing ranges

$$0 < m_0 < 2 \quad \text{and} \quad \frac{2}{a_5} < m_0 < \frac{2}{a_5} + 2: \quad (64)$$

For the "instanton" background the crossing diagrams (for all Brillouin zones) are shown for $a_5 = 1$ in Fig. 5, $a_5 = 0.5$ in Fig. 6 and $a_5 = 0.25$ in Fig. 7 and the reader can see the agreement with Eq. (64).

But this is not all. We had a hard time at first because we used SU(2) gauge fields. And the spectrum was always inexplicably not two-fold but four-fold degenerate, for any gauge field (smooth or rough)! This is the second surprise. And it will not be investigated further here. After all, what good is a paper that does not leave some mystery behind... In any case this property is likely linked to the fact that 1 is part of the groups SU(2), SU(4), ... but is not part of the group SU(3), etc.

TABLE II: The near zero spectrum of $\log(-T^2)$ for $m_0 = 0.3$ for a "rough" $SU(3)$ background (plaquette = 0.85) on a 2^4 lattice of hypercubes.

m_0	$\log(-T^2)$
0.3	-0.290045
0.3	-0.290045
0.3	-0.286291
0.3	-0.286291
0.3	-0.262638
0.3	-0.262638
0.3	-0.261551
0.3	-0.261551
0.3	0.0260566
0.3	0.0260566
0.3	0.0272779
0.3	0.0272779
0.3	0.414225
0.3	0.414225
0.3	0.414597
0.3	0.414597

VIII. THE SINGLE COMPONENT BASIS AND SIMULATING SDWF

In the previous sections we discussed the properties of the SDWF Dirac operator in the basis proposed by the Saclay group. By now, the reader has seen the advantage of this approach in determining the properties of robust zeros of the transfer matrix. In the past, technical problems have disfavored direct simulation of dynamical fermions in this basis in lieu of the simpler single component basis, where there is just a single fermionic spin-avor degree of freedom per site.

In this section, we will first discuss the construction of the SDWF in the single component basis with an emphasis on preserving, to the maximum extent possible, all of the symmetries of section III. One consequence is that the spin-avor algebra, i.e. $(\gamma_5 \Gamma)^2 = (\Gamma \Gamma)$, will be broken and only recovered in the continuum limit. Next, we will discuss a technique where the spin-avor algebra is restored at the expense of some lattice symmetries. We believe these lattice symmetries can be restored by proper stochastic averaging. Finally, we will discuss a new algorithm based on double regularization for simulating staggered (and SDWF) fermions directly in the Saclay basis. As is typically the case in our field, performance during numerical simulation of QCD will likely determine which of the three proposals survive. We feel that further research in this area is needed.

A. Single component basis without projection

Let us first review the staggered action in the single component basis and the transformation connecting it to the Saclay basis. From Eqs. (5) through (10), with $m_0 = 1/a_5$, the equivalent $2n$ dimensional Dirac operator is usually written

$$D(x; x^0)(x^0) = \frac{1}{2} \sum_{\mu=1}^n (\Gamma_\mu)^{\gamma\delta} U_\mu(x) (x + \hat{\mu})^\gamma U_\mu^\dagger(x) (x - \hat{\mu})^\delta (x^0) \quad (65)$$

with the components of the binary vector given by

$$\begin{aligned} x_1(x) &= 0; \\ x_2(x) &= x_1 \pmod{2}; \\ &\vdots \\ x_{2n}(x) &= x_1 + \dots + x_n \pmod{2}; \end{aligned} \quad (66)$$

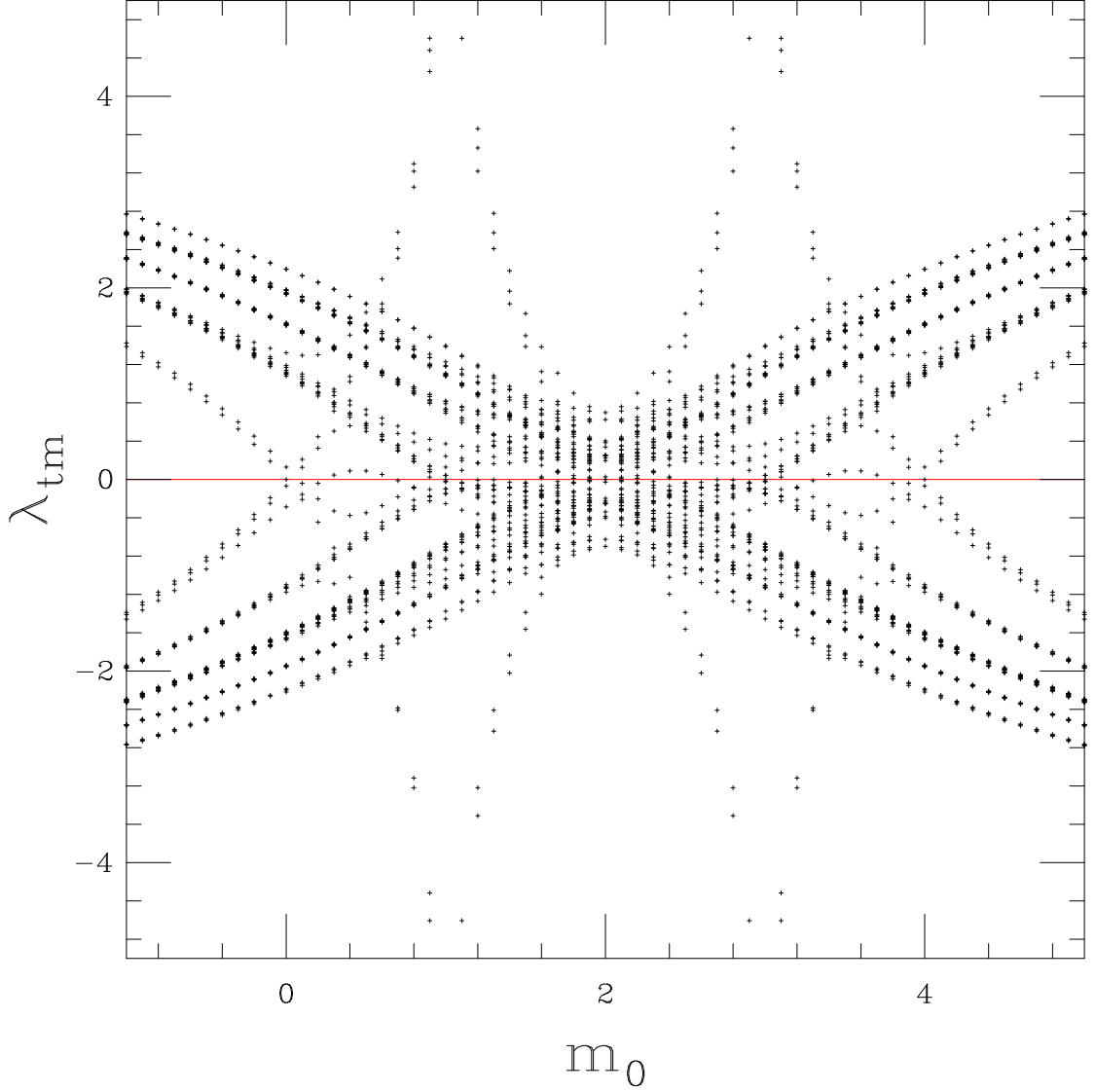


FIG. 5: λ_{tm} vs. m_0 for $a_5 = 1$ and an $SU(3)$ "instanton" background (plaquette = 0.05) on a 2^4 lattice of hypercubes.

In the free theory, the unitary transformation from single component site-wise fields $\psi(x)$ to the hypercubic fields $\psi(y)$ is simple. As in section II, if we label sites on the hypercube starting at the origin 0 by a binary vector A the transformation is

$$\psi_a(y) = \sum_{A \in \mathbb{Z}_2^n} U_{a,A} \psi_a(0 + A) \quad (67)$$

with the rows of the $2^{2n} \times 2^{2n}$ dimensional matrix indexed by the various combinations of spin and flavor indices and the columns indexed by the corners of the hypercube y . Specifically, the components of the free mass may be chosen as

$$U_{a,A} = \prod_{i=1}^n \frac{1 + i \gamma_i \tau_i}{2} \quad (68)$$

where the row index a and column index A of the 2^n dimensional representation of the Clifford algebra are interpreted as spin and flavor indices.

When the staggered action is made gauge invariant, differences will arise between the two formulations. In the single component basis, fermions are only coupled to nearest neighbor sites, so simple links are all that is needed to

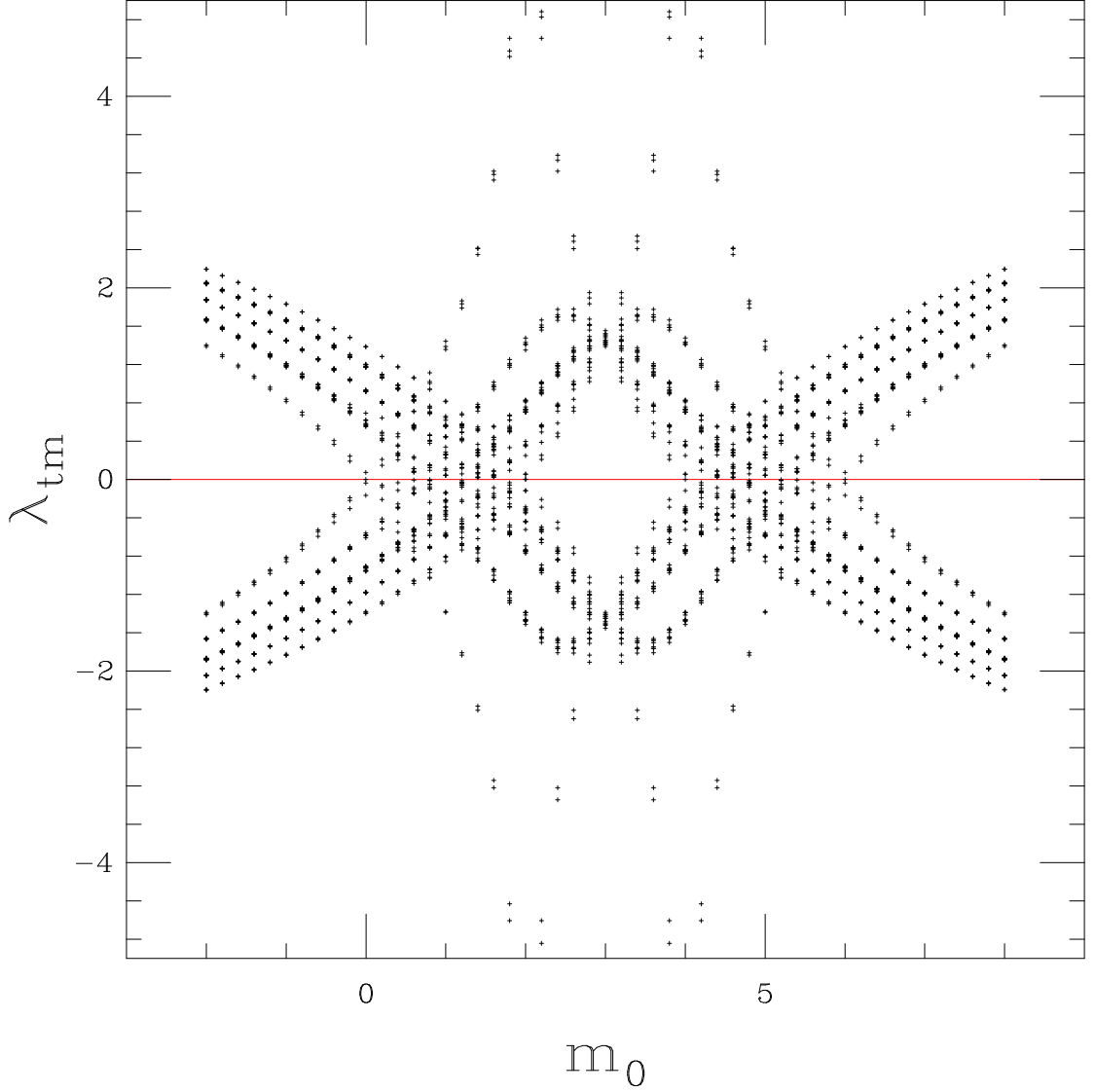


FIG. 6: λ_{tm} vs. m_0 for $a_5 = 0.5$ and an SU(3) "instanton" background (plaquette = 0.05) on a 2^4 lattice of hypercubes.

preserve gauge invariance. Of course, longer paths could be used to link sites and indeed are often used to implement an improvement program. In the Saclay basis, since fermion fields are associated with hypercubes, the gauge fields must be used to move the components on the hypercube to some common point where the hypercubic field can be assembled. While it may seem that the resulting actions could be completely different, they have the same terms, site by site, that differ only in the choice of paths used to connect nearest neighbors. Hence, they have the same continuum limit.

However, this is not the end of the story. For example, when moving a component two sites on the hypercube for the construction of the hypercubic field there are two equivalent minimum distance paths from which to choose. Choosing one path over the other will preserve the unitarity of but break the rotation by $\pi/2$ symmetry. Conversely, choosing to average over both paths preserves rotations but means need not be unitary, and thus potentially singular for sufficiently rough gauge fields. For SDWF, some terms in the action may also break the shift by one lattice spacing symmetry. The well known source of the problem is the imposition of the artificial hypercubic structure for the identification of spin and flavor degrees of freedom [35].

Thus, a conservative approach is to abandon a transcription from hypercubic bases and directly use the single

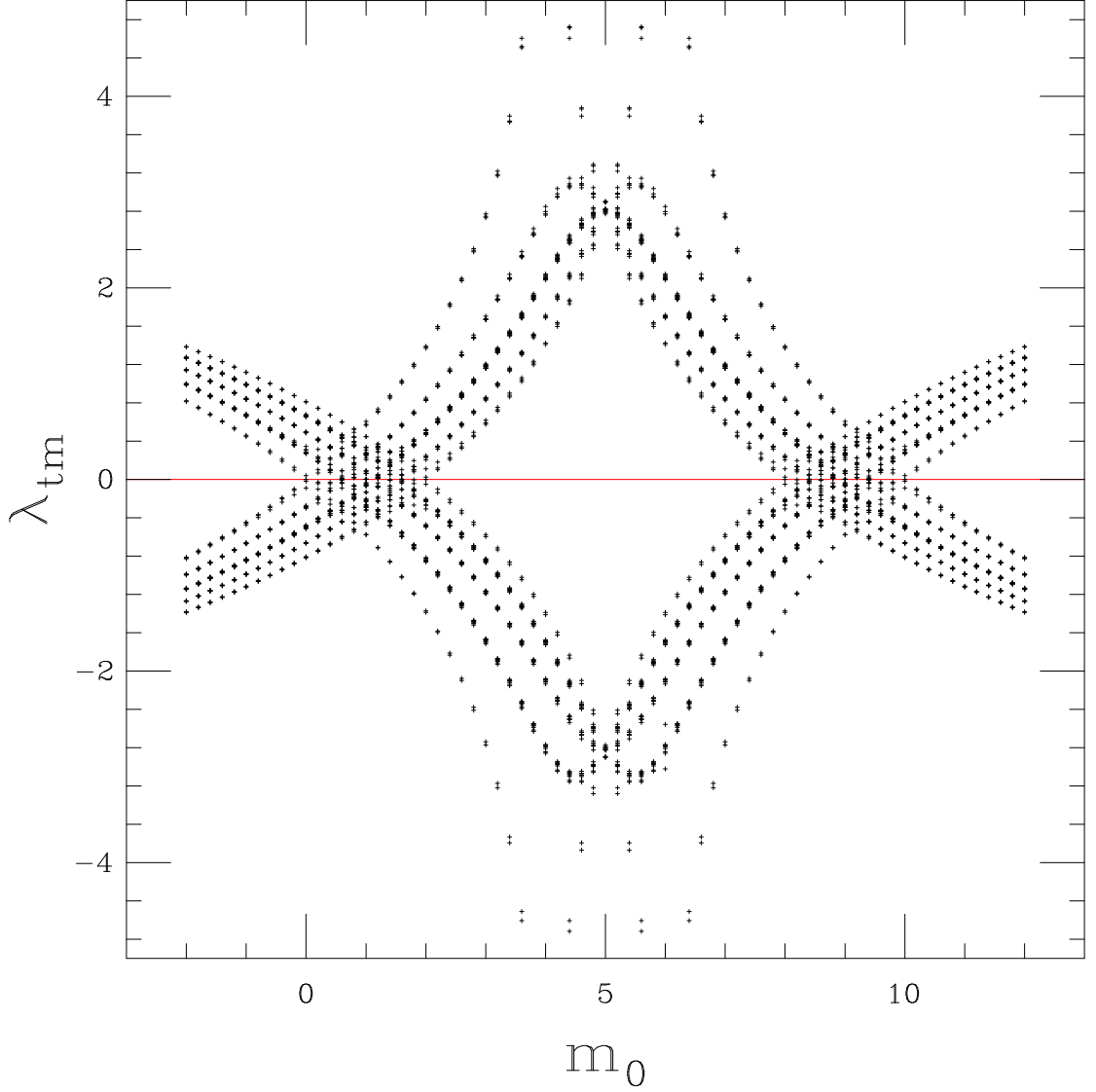


FIG. 7: λ_{tm} vs. m_0 for $a_5 = 0.25$ and an $SU(3)$ "instanton" background (plaquette 0.05) on a 2^4 lattice of hypercubes.

component basis and the technique of Golderman and Smith [28]. Using the symmetric shift operator with the binary vector \mathbf{x} and scalar $\mathbf{u}(\mathbf{x})$

$$E(\mathbf{x}; \mathbf{x}^0) = (-1)^{\sum_{i=1}^n x_i} \frac{1}{2} U(\mathbf{x}) (\mathbf{x} + \mathbf{x}^0) + U^Y(\mathbf{x}) (\mathbf{x} - \mathbf{x}^0) \quad (69)$$

$$x_1(\mathbf{x}) = x_2 + \frac{1}{2} x \pmod{2}; \quad x_{2n-1} = x_{2n} \pmod{2}; \quad x_{2n} = 0 \quad (70)$$

$$\mathbf{u}(\mathbf{x}) = x_1 + \frac{1}{2} x \pmod{2} \quad (71)$$

we write the m_0 term

$$\frac{1}{2} \frac{1}{a_5} m_0 \sum_{\mathbf{x}} (-1)^{\sum_{i=1}^n x_i} \frac{1}{2} \frac{1}{a_5} m_0 (-1)^{\mathbf{u}(\mathbf{x})} E(\mathbf{x}; \mathbf{x}^0) (\mathbf{x}^0) \quad (72)$$

and the chiral projection operators are constructed using

$$(-1)^{\sum_{i=1}^n x_i} \frac{1}{(2n)!} \sum_{\mathbf{x}} \frac{(-1)^{\mathbf{u}(\mathbf{x})}}{(2n)!} \sum_{\mathbf{x}^{(1)}} \sum_{\mathbf{x}^{(2n)}} E_{\mathbf{x}^{(1)}}(\mathbf{x}; \mathbf{x}^{(1)}) E_{\mathbf{x}^{(2n)}}(\mathbf{x}^{(2n-1)}; \mathbf{x}^{(2n)}) (\mathbf{x}^{(2n)}) \quad (73)$$

where $\epsilon_{1 \dots 2n}$ is the totally antisymmetric tensor and the summation over the $2n$ site vectors $x^{(1)}; \dots; x^{(2n)}$ is implied. The upside to this approach is that it preserves the staggered symmetries to the extent possible. The downside is that chiral projection is no longer exact, except in the continuum limit. Of course, this is a different manifestation of the same problem that makes the transformation to the Saclay basis non-unitary, where projection is exact.

B. Exact projection with stochastic symmetrization

The second approach addresses the projection problem at the expense of breaking some symmetries, which can be restored in the ensemble average as described below [43]. Our example will use the hypercubic basis of Daniel and Sheard [29] but equivalent examples are to construct a unitary transformation into the Saclay basis or even to restrict the Gollterman {Sm} operators to single paths between sites.

Quickly reviewing the Daniel{Sheard formulation, we want to construct "local" fermion bilinears of definite spin and flavor, where local means local to the hypercube, from the single component states $\psi(x)$. We identify the hypercubic Daniel{Sheard fields by a simple relabeling: $\psi_A(y) = \psi(x)$ and $x = 2y + O + A$ as before. Local bilinears are written

$$\overline{\psi}_A(y) \overline{(S \ F)}_{AB} \psi_B(y) = \sum_{x; x^0} (1)^{(x; x^0)} \overline{\psi}(x) U(x; x^0) \psi(x^0) \quad (74)$$

where $x; x^0$ are summed over the hypercube and $U(x; x^0)$ represents the links chosen to make the bilinear gauge invariant. The notation is $S = \begin{smallmatrix} S_1 \\ 1 \end{smallmatrix}$ $\begin{smallmatrix} S_{2n} \\ 2n \end{smallmatrix}$ and the phase factor is computed from

$$\overline{(S \ F)}_{AB} (A; B) = \frac{1}{2^n} \text{Tr} \begin{smallmatrix} Y \\ A \end{smallmatrix} S \begin{smallmatrix} Y \\ B \end{smallmatrix} \begin{smallmatrix} Y \\ F \end{smallmatrix} : \quad (75)$$

As an aside, this gives exactly the same terms appearing in Eqs. (72) and (73) provided you keep only the terms on a single hypercube.

As mentioned before, imposing a hypercubic structure introduces problems with maintaining the staggered symmetries for arbitrary spin and flavor choices. Our proposal is at the beginning of each update step of whatever update algorithm, first choose the origin O at random from the 2^n ways of imposing the hypercubic structure on the lattice. Next, choose at random only one of the minimum distance paths on the hypercube for making bilinears gauge invariant with the restriction that the same path is used in both directions. Thus, $U(A; B)$ is unitary and $U^Y(A; B) = U(B; A)$. Note that different paths can be used on different hypercubes. Choosing a random hypercubic structure and random paths on the hypercubes at each update step ensures that symmetry breaking effects due to these choices will cancel out in the ensemble average. The purpose of choosing only one path per pair of corners on the hypercube is to guarantee the chiral projection property. For example, $(\begin{smallmatrix} 5 \\ 5 \end{smallmatrix} \mathbb{1})^Y (\begin{smallmatrix} 5 \\ 5 \end{smallmatrix} \mathbb{1}) = \mathbb{1}$ which is the same as the continuum where we normally choose Hermitian gamma matrices.

C. Doubly regularized staggered fermions

The third proposal is specific to the Saclay basis but applies equally well to SDWF and staggered fermions with Pauli{Villars} fields. Following the second proposal, we can construct at each update step a unitary transformation from the single component basis to the Saclay basis that will certainly depend on the gauge field but not on the value of the mass m_f . Since the fermionic action and the Pauli{Villars} action only differ by the value of m_f , then the contributions from the transformation will cancel between fermions and the pseudofermions. Specifically, the fermionic partition function on a fixed gauge background is

$$\begin{aligned} Z_F[U] &= \int \prod_F d\psi_F d\overline{\psi}_F \int \prod_V d\psi_V d\overline{\psi}_V \int \prod_F d\psi_F d\overline{\psi}_F e^{-\int d^4x \overline{\psi}_F D_F(m_f) \psi_F - \int d^4x \overline{\psi}_V D_V(m_f=1) \psi_V} \\ &= \frac{\det^Y \det D_F(m_f) \det}{\det^Y \det D_F(m_f=1) \det} = \frac{\det D_F(m_f)}{\det D_F(m_f=1)} \\ &= \int d\overline{d} d^Y d e^{-\int d^4x \overline{d} D_F(m_f) d^Y d} \int d^Y d e^{-\int d^4x D_F(m_f=1) d^Y d} \end{aligned} \quad (76)$$

which is what we had back in Eq. (1). In practice, we do not need to specify the paths chosen for the basis transformation since they cancel from the path integral. But, it would still be important to choose at random the origin O of the hypercubic structure at each update step to avoid violations of the shift by one lattice spacing symmetry. We

would like to emphasize again that this proposal should work for staggered fermions with added Pauli-Villars fields and we believe this is another example of the potential of double regularization to improve the usefulness of existing fermion actions by canceling lattice artifacts [25]. Also, notice that the number of fermionic degrees of freedom is the same as in the single component basis because the Saclay fields are defined on hypercubes.

Of course, some of the ideas presented in this section for implementing SDWF for numerical simulation have been discussed before, e.g. the idea for stochastic restoration of staggered symmetries is certainly descended from the work of Christ, Freidberg and Lee [37].

IX . A L T E R N A T I V E A C T I O N S

The SDWF action considered here is not unique. It is possible that actions with better scaling properties may be constructed using improved fields in the same spirit as with staggered fermions (see [38, 39] and references therein). Additionally, in our earlier work [22] we introduced the domain wall defect using a local mass term (distance zero) which preserved the shift by one lattice spacing symmetry (among others) and broke the $U(1) \times U(1)$ chiral symmetry. In this work, we considered a distance one mass term which preserves the chiral symmetry and breaks the shift symmetry. We view this as a better choice because the additive renormalization it produces [35] merely contributes to the flavor breaking term that our domain wall formulation is designed to eliminate. It is possible that other distance mass term might prove useful in the future and even have a faster exponential rate of restoration of flavor symmetry. We emphasize that the primary requirements for these mass terms are that they be of the order of the cutoff and commute with the operators in Eq. (20).

X . C O N C L U S I O N S

In this paper a different lattice fermion regulator was presented. Staggered domain wall fermions are defined in $2n + 1$ dimensions and describe 2^n flavors of light lattice fermions with exact $U(1) \times U(1)$ chiral symmetry in $2n$ dimensions. The full $SU(2^n) \times SU(2^n)$ flavor symmetry is recovered as the size of the extra dimension is increased. SDWF give a different perspective into the inherent flavor mixing of lattice fermions and by design present an advantage for numerical simulations of lattice QCD thermodynamics. We have paid particular attention to the chiral and topological index properties of the SDWF Dirac operator and its associated transfer matrix. In the limit where the lattice spacing in the extra dimension a_5 tends to zero the corresponding Hamiltonian H_0 is proportional to the identity in flavor space illustrating the complete absence of flavor mixing.

For a semi-infinite extent in the extra dimension, the theory has four chiral fermions with the same chiral charges and is anomalous. To construct an anomaly free theory, we must use such "quadruplets" with charges as dictated by the corresponding anomaly cancellation condition. This is completely analogous to the case of Wilson DWF.

However, there are still a number of unresolved issues related to this formulation which need to be studied in future work. In particular:

- 1 For QCD, the nearly four-fold crossing degeneracy of the Hamiltonian must be investigated thoroughly.
- 2 SDWF should be implemented for numerical simulation according to the proposals of section V III. In the broken phase of QCD, it is obviously important to confirm that one pion is a pseudo-Goldstone boson and that the remaining fourteen non-singlet pions become degenerate with the pseudo-Goldstone boson as $L_s \rightarrow \infty$. Also, the expected robustness of topological zero modes should be confirmed as was done for DWF [40].
- 3 We have presented an analysis of the zeros of the SDWF Hamiltonian through the pseudo-Hamiltonian H_p and in the limit $a_5 \rightarrow 0$ where the flavor breaking is trivially absent in H_0 . A derivation and analysis of the full spectrum of the Hamiltonian for general a_5 is needed.
- 4 Since the nearly degenerate four-fold crossings in the spectrum of the Hamiltonian have the same chiral charge, the conserved currents of the full $SU(2^n) \times SU(2^n)$ symmetry must exist and can be constructed in the overlap formalism [31]. Simpler constructions of these currents may be possible. Constructing and measuring the conservation of these currents in simulations is important.
- 5 SDWF were constructed with the simulation of QCD thermodynamics in mind because of the importance of having a continuous subgroup of chiral symmetry for any L_s . It is worth confirming that this gives SDWF some advantage over DWF in looking for critical fluctuations at the finite temperature QCD phase transition.

6 It would be very interesting to add the Kogut-Sinclair four-fermion interaction [41, 42] to the SDWF action to enable simulation at zero quark mass in the region of the QCD phase transition.

7 The domain wall mass term must be of the order of the lattice spacing and will introduce a hard breaking of some part of the staggered symmetry group, in our case the shift by one lattice spacing symmetry, causing quantum corrections to the SDWF transfer matrix [35]. Our analysis of the transfer matrix spectrum indicates a range of m_0 values can still be found where the transfer matrix behaves correctly in the presence of gauge field topology, as was the case with Wilson DWF. We believe this issue should be studied thoroughly [44].

8 Can SDWF reveal (or has it already revealed) some new insight into the nature of inherent flavor mixing of lattice fermions?

On the strength of the results of our transfer matrix analysis, we believe that SDWF may be an attractive alternative to DWF. The formulation is now sufficiently mature that the issues above should now be addressed in the context of QCD. As has been the case with staggered and Wilson fermions in the past, we should have a choice between SDWF and DWF for a given problem according to our resources and preference in the near future.

Acknowledgments

We would like to thank J.B.Kogut for continued encouragement and support throughout the course of this project. We would also like to thank M.D'Pierro, M.F.L.Golterman, Y.Shamir and S.R.Sharpe for useful discussions. G.T.Fleming would like to thank the Institute for Nuclear Theory at the University of Washington for hospitality and support provided for part of this work.

-
- [1] D.B.Kaplan, Phys.Lett.B 288, 342 (1992), hep-lat/9206013.
 - [2] D.B.Kaplan, Nucl.Phys.Proc.Suppl. 30, 597 (1993).
 - [3] R.Narayanan and H.Neuberger, Phys.Lett.B 302, 62 (1993), hep-lat/9212019.
 - [4] R.Narayanan and H.Neuberger, Nucl.Phys.B 412, 574 (1994), hep-lat/9307006.
 - [5] S.A.Frolov and A.A.Slavnov, Phys.Lett.B 309, 344 (1993).
 - [6] S.A.Frolov and A.A.Slavnov, Nucl.Phys.B 411, 647 (1994), hep-lat/9303004.
 - [7] Y.Kikukawa, Nucl.Phys.Proc.Suppl. 106, 71 (2002), hep-lat/0111035.
 - [8] R.G.Edwards, Nucl.Phys.Proc.Suppl. 106, 38 (2002), hep-lat/0111009.
 - [9] P.M.Vranas, Nucl.Phys.Proc.Suppl. 94, 177 (2001), hep-lat/0011066.
 - [10] M.Golterman, Nucl.Phys.Proc.Suppl. 94, 189 (2001), hep-lat/0011027.
 - [11] H.Neuberger, Nucl.Phys.Proc.Suppl. 83, 67 (2000), hep-lat/9909042.
 - [12] M.Lüscher, Nucl.Phys.Proc.Suppl. 83, 34 (2000), hep-lat/9909150.
 - [13] T.Blum, Nucl.Phys.Proc.Suppl. 73, 167 (1999), hep-lat/9810017.
 - [14] Y.Shamir, Nucl.Phys.Proc.Suppl. 47, 212 (1996), hep-lat/9509023.
 - [15] M.Creutz, Nucl.Phys.Proc.Suppl. 42, 56 (1995), hep-lat/9411033.
 - [16] R.Narayanan and H.Neuberger, Nucl.Phys.Proc.Suppl. 34, 587 (1994), hep-lat/9311015.
 - [17] K.G.Wilson, in New Phenomena in Subnuclear Physics, Part A, edited by A.Zichichi (Plenum Press, New York, 1977), vol. 13 of The Subnuclear Series, pp. 69{125, ISBN 0-306-38181-8 (part A), proceedings of the first half of the 1975 International School of Subnuclear Physics, Erice, Sicily, July 11 - August 1, 1975, CLNS-321.
 - [18] Y.Shamir, Nucl.Phys.B 406, 90 (1993), hep-lat/9303005.
 - [19] J.B.Kogut and L.Susskind, Phys.Rev.D 11, 395 (1975).
 - [20] T.Banks, L.Susskind, and J.B.Kogut, Phys.Rev.D 13, 1043 (1976).
 - [21] L.Susskind, Phys.Rev.D 16, 3031 (1977).
 - [22] G.T.Fleming and P.M.Vranas, Nucl.Phys.Proc.Suppl. 106, 724 (2002), hep-lat/0110172.
 - [23] P.M.Vranas, Nucl.Phys.Proc.Suppl. 83, 414 (2000), hep-lat/9911002.
 - [24] P.Chen et al., Phys.Rev.D 64, 014503 (2001), hep-lat/0006010.
 - [25] G.T.Fleming, Nucl.Phys.Proc.Suppl. 94, 393 (2001), hep-lat/0011069.
 - [26] G.T.Fleming, Ph.D. thesis, Columbia University, New York (2001), uM I-99-98152.
 - [27] H.Kluberg-Sten, A.Morel, O.Napoly, and B.Petersson, Nucl.Phys.B 220, 447 (1983).
 - [28] M.F.L.Golterman and J.Smit, Nucl.Phys.B 245, 61 (1984).
 - [29] D.Daniel and S.N.Sheard, Nucl.Phys.B 302, 471 (1988).
 - [30] R.Narayanan and H.Neuberger, Phys.Rev.Lett. 71, 3251 (1993), hep-lat/9308011.
 - [31] R.Narayanan and H.Neuberger, Nucl.Phys.B 443, 305 (1995), hep-th/9411108.
 - [32] P.M.Vranas, Nucl.Phys.Proc.Suppl. 53, 278 (1997), hep-lat/9608078.

- [33] P. M. Vranas, Phys. Rev. D 57, 1415 (1998), hep-lat/9705023.
- [34] T. Jolicoeur, A. Morel, and B. Petersson, Nucl. Phys. B 274, 225 (1986).
- [35] P. M.itra and P. W eisz, Phys. Lett. B 126, 355 (1983).
- [36] H. Neuberger, Phys. Rev. D 57, 5417 (1998), hep-lat/9710089.
- [37] N. H. Christ, R. Friedberg, and T. D. Lee, Nucl. Phys. B 202, 89 (1982).
- [38] Y. Luo, Phys. Rev. D 55, 353 (1997), hep-lat/9604025.
- [39] W. Lee and S. R. Sharpe, Phys. Rev. D 60, 114503 (1999), hep-lat/9905023.
- [40] P. Chen et al, Phys. Rev. D 59, 054508 (1999), hep-lat/9807029.
- [41] J. B. Kogut and D. K. Sinclair, Nucl. Phys. Proc. Suppl. 53, 272 (1997), hep-lat/9607083.
- [42] J. B. Kogut, J. F. Lagae, and D. K. Sinclair, Phys. Rev. D 58, 034504 (1998), hep-lat/9801019.
- [43] GTF would like to thank M. DiPierro for a useful discussion on this point.
- [44] We would like to thank M. F. L. Golterm an for useful discussions on this point.