

N* Masses from an Anisotropic Lattice QCD Action

F.X. Lee ^{a b}, L. Zhou^a, D.B. Leinweber^c, J. Zanotti^c, S. Choe^d

^aCenter for Nuclear Studies, George Washington University, Washington, DC 20052, USA

^bJefferson Lab, 12000 Jefferson Avenue, Newport News, VA 23606, USA

^cCSSM, University of Adelaide, Adelaide, SA 5005, Australia

^dHiroshima University, Higashi-Hiroshima 739-8526, Japan

We report N* masses in the spin 3/2 sector with isospin 1/2 from a highly-improved anisotropic action. States with both positive and negative parity are isolated via a parity projection method. The extent to which spin projection is needed is examined. The gross features of the splittings from the nucleon ground state show a trend consistent with experimental results at the quark masses explored.

Lattice QCD can play an important role in understanding the N* spectrum. One can systematically study the spectrum sector by sector, with the ability to dial the quark masses, dissect the degrees of freedom, assess the systematic errors. The states do not decay in the quenched approximation. The rich structure of the excited baryon spectrum, as tabulated by the particle data group [1], provides a fertile ground for exploring how the internal degrees of freedom in the nucleon are excited and how QCD works in a wider context. One outstanding example is the parity splitting pattern in the low-lying N* spectrum. The splittings are a direct manifestation of spontaneous chiral symmetry breaking of QCD, because without it QCD predicts parity doubling in the baryon spectrum. The experimental effort on the excited baryons has intensified in recent years at JLab and other accelerators, generating renewed debate on how well these states are known. The star-rating system on the observed states is a reflection of the situation.

Given that state-of-the-art lattice QCD simulations have produced a ground-state spectrum that is very close to the observed values [2], it is important to extend the success beyond the ground states. There exist already a number of lattice studies of N* spectrum [3–7], focusing mostly on the spin 1/2 sector. All established a clear splitting consistent with experiment. In this study, we

explore the possibility of calculating the excited baryon states in the spin 3/2 sector with isospin 1/2.

We consider the following interpolating field with the quantum numbers $J^P = 3/2^-$ and isospin 1/2 [8,9],

$$\chi_\mu^N = \epsilon^{abc} (u_a^T C \gamma_5 \gamma_\mu d_b) \gamma_5 u_c. \quad (1)$$

The interpolating fields for other members of the octet can be found by appropriate substitutions of quark fields. For example, interpolating field for Σ^+ can be obtained with a substitution of $d \rightarrow s$. The interpolating field for Ξ^0 can be obtained with a substitution of $u \rightarrow s$ followed by $d \rightarrow u$. We consider 3 interpolating fields for the Λ : the octet interpolating field

$$\begin{aligned} \chi_\mu^{\Lambda_s} = & -2\epsilon_{abc} [-(u_a^T C \gamma_5 \gamma_\mu d_b) \gamma_5 s_c \\ & + (u_a^T C \gamma_5 \gamma_\mu s_b) \gamma_5 d_c - (d_a^T C \gamma_5 \gamma_\mu s_b) \gamma_5 u_c], \end{aligned} \quad (2)$$

the flavor-singlet interpolating field

$$\chi_\mu^{\Lambda_s} = \epsilon_{abc} \epsilon_{uds} (u_a^T C \gamma_5 \gamma_\mu d_b) \gamma_5 s_c. \quad (3)$$

We also consider an interpolating field that consists of terms common to both the octet and the singlet,

$$\begin{aligned} \chi_\mu^{\Lambda_c} = & \frac{1}{\sqrt{2}} \epsilon_{abc} \quad [\quad (u_a^T C \gamma_5 \gamma_\mu s_b) \gamma_5 d_c \\ & - \quad (d_a^T C \gamma_5 \gamma_\mu s_b) \gamma_5 u_c]. \end{aligned} \quad (4)$$

Such an interpolating field does not assume any flavor symmetry of the quarks composing Λ .

Despite having an explicit parity by construction, these interpolating fields couple to both positive and negative parity states. A parity projection is needed to separate the two. In the large Euclidean time limit, the correlator with Dirichlet boundary condition in the time direction and zero spatial momentum becomes

$$G_{\mu\nu}(t) = \sum_{\mathbf{x}} \langle 0 | \chi_{\mu}(x) \chi_{\nu}^{\dagger}(0) | 0 \rangle \quad (5)$$

$$= f_{\mu\nu} \left[\lambda_+^2 \frac{\gamma_4 + 1}{2} e^{-M_+ t} + \lambda_-^2 \frac{-\gamma_4 + 1}{2} e^{-M_- t} \right] \quad (6)$$

where $f_{\mu\nu}$ is some function common to both terms. The relative sign in front of γ_4 provides the solution: by taking the trace of $G_{\mu\nu}(t)$ with $(1 \pm \gamma_4)/4$, one can isolate M_+ and M_- , respectively.

It is well-known that a spin 3/2 interpolating field couples to both spin 3/2 and spin 1/2 states. A spin projection can be used to isolate the individual contributions in the correlation function $G_{\mu\nu}$. Using the spin-3/2 projection operator [10],

$$P_{\mu\nu}^{3/2} = g_{\mu\nu} - \frac{1}{3} \gamma_{\mu} \gamma_{\nu} - \frac{1}{3p^2} (\gamma \cdot p \gamma_{\mu} p_{\nu} + p_{\mu} \gamma_{\nu} \gamma \cdot p) \quad (7)$$

the spin 3/2 part can be projected out by

$$G_{\mu\nu}^{3/2}(t) = \sum_{\lambda=1}^4 G_{\mu\lambda}(t) P_{\lambda\nu}^{3/2}, \quad (8)$$

while the remaining part

$$G_{\mu\nu}^{1/2}(t) = G_{\mu\nu}(t) - G_{\mu\nu}^{3/2}(t), \quad (9)$$

contains the spin 1/2 contribution.

The gauge action is the usual plaquette plus rectangle type, the quark action is of the D234 type, both having tadpole-improved tree-level coefficients. The details of the simulation parameters can be found in [4]. Figure 1 shows a typical correlation function in the negative-parity nucleon channel at the smallest quark mass considered. The projected spin 3/2 part has a steeper slope (thus a heavier mass) than the spin 1/2 part before becoming noisy. The total correlation function is eventually dominated by the less

massive spin 1/2 states. This demonstrates the need for spin projection when investigating higher spin states. The spin projection separates out the leading exponential behavior in the correlation function through sensitive cancellations, resulting in the large errors at large time. Figure 2 shows the similar plot in the positive-parity nucleon channel. Here the spin 3/2 state falls at roughly the same rate as the total so the spin projection is not crucial. Figure 3 presents mass ratios extracted from the correlation functions for the 3/2- N^* states to the nucleon ground state as a function of $(\pi/\rho)^2$. Mass ratios have minimal dependence on the uncertainties in determining the scale and the quark masses, so that a more reliable comparison with experiment could be made. These ratios appear headed in the right direction compared to experiment, but more study is needed to address the systematics. Figure 4 shows the similar plots for the 3/2+ N^* states. The results from different Λ interpolating fields are also shown (except for the singlet).

In conclusion, we have obtained clear signals for spin 3/2 N^* states on an anisotropic lattice with smeared operators and 500 configurations. Both states of both negative- and positive-parity are isolated with a parity projection technique. The need for spin projection is further demonstrated. The pattern of the splittings appears consistent with experiment, but systematic errors must be addressed before more definite comparisons could be made.

This work is supported in part by U.S. Department of Energy under grant DE-FG02-95ER40907, the Australian Research Council, and is part of the effort by the Lattice Hadron Physics Collaboration [11]. The computing resources at NERSC and JLab have been used.

REFERENCES

1. Particle Data Group, Eur. Phys. J. C **15**, 1 (2000).
2. S. Aoki, *et al.*, Phys. Rev. Lett. **84**, 238 (2000).
3. F.X. Lee, D.B. Leinweber, Nucl. Phys. B (Proc. Suppl.) **73**, 258 (1999),
4. F.X. Lee, Nucl. Phys. B (Proc. Suppl.) **94**,

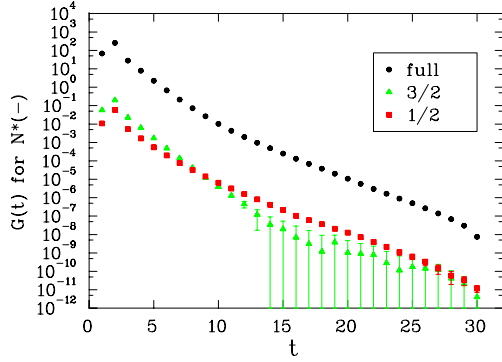


Figure 1. Correlation function for negative-parity nucleon states at the smallest quark mass.

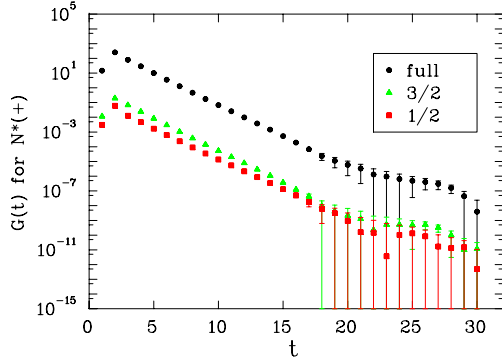


Figure 2. Correlation function for positive-parity nucleon states at the smallest quark mass.

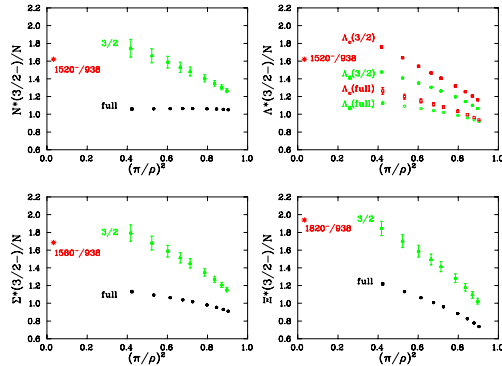


Figure 3. Mass ratios for the negative-parity spin 3/2 N^* states. Experimental points are indicated for reference.

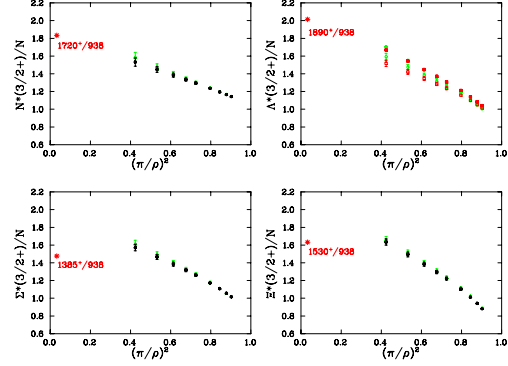


Figure 4. Mass ratios for the positive-parity spin 3/2 N^* states. Experimental points are indicated for reference. The labeling is the same as in Figure 3.

- 251 (2001).
5. S. Sasaki, Nucl. Phys. B (Proc. Suppl.) **83**, 206 (2000); hep-ph/0004252; T. Blum, S. Sasaki, hep-lat/0002019; S. Sasaki, T. Blum, S. Ohta, hep-lat/0102010.
6. D. Richards, Nucl. Phys. B (Proc. Suppl.) **94**, 269 (2001)
7. M. Grökeler, R. Horsley, D. Pleiter, P.E.L. Rakow, G. Schierholz, C.M. Maynard, D.G. Richards, hep-lat/0106022.
8. Y. Chung, H. G. Dosch, M Kremer, and D. Schall, Nucl. Phys. B **197**, 55 (1982).
9. D.B. Leinweber, Annals Phys. **198**, 203(1990).
10. D.B. Leinweber, T. Draper, and R.M. Woloshyn, Phys. Rev. D **46**, 3067 (1992).
11. Lattice Hadron Physics Collaboration, <http://www.jlab.org/~dgr/lhpc/>