

Aspects of the thermal phase transition of QCD with small chemical potential *

S. Ejiri,^a C.R. Allton,^a S.J. Hands,^a O. Kaczmarek,^b F. Karsch,^b E. Laermann,^b and L. Scorzato^a

^aDepartment of Physics, University of Wales Swansea, Singleton Park, Swansea, SA2 8PP, U.K.

^bFakultät für Physik, Universität Bielefeld, D-33615 Bielefeld, Germany

We propose a new method to investigate the thermal properties of QCD with a small chemical potential (μ). The derivatives of the phase transition point with respect to μ are computed for 2 flavors of p4-improved staggered fermions. We moreover comment on the complex phase of the fermion determinant in finite-density QCD.

1. Introduction

The study of the quark-gluon plasma in heavy-ion collision experiments is one of the most interesting topics in contemporary physics. To understand these experiments, precise theoretical inputs of the phase transition of QCD are indispensable. Over the last several years, the numerical study of lattice QCD has been successful at zero quark chemical potential (μ) and high temperature [1]. In contrast, because the quark determinant is complex at $\mu \neq 0$ and Monte-Carlo simulation is not applicable directly, study at finite μ is still in the stage of development.

Fortunately, the interesting regime for heavy-ion collisions is rather low density, e.g., $\mu \sim 15\text{MeV}$ ($\mu/T_c \sim 0.1$) for RHIC [2]. Therefore, an approach of Taylor expansion may be the most efficient way, by computing the derivatives of physical quantities in terms of μ at $\mu = 0$ to determine these coefficients. Pioneering works in such a framework are given for free energy (quark number susceptibility)[3] and screening mass[4].

In this study, we investigate the transition point (β_c) at finite μ . A similar study has been done by [5]. In sec. 2, we propose a new method to compute the derivative of the physical quantities with respect to μ . The result of the second derivative of β_c for 2 flavor QCD is given in sec.

3. We discuss the problem of the complex phase in sec. 4. Section 5 presents the conclusions.

2. Reweighting method for μ -direction

Basically most of the attempts to study finite density QCD have been tried by performing simulations at $\mu = 0$ and reweighting by the identity:

$$\langle \mathcal{O} \rangle_{(\beta, \mu)} = \langle \mathcal{O} W \rangle_{(\beta_0, 0)} / \langle W \rangle_{(\beta_0, 0)}, \quad (1)$$

$$W = e^{\alpha N_f (\ln \det M(\mu) - \ln \det M(0))} e^{-S_g(\beta) + S_g(\beta_0)},$$

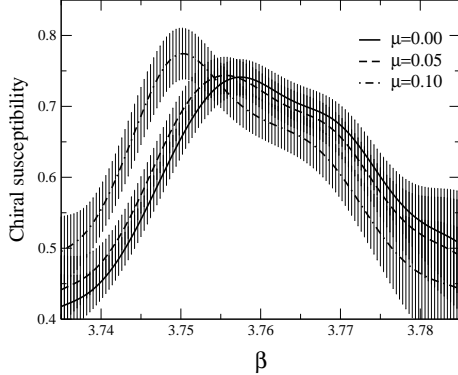
where M is the fermion matrix, S_g is the gauge action, N_f is the number of flavors and α is 1 or 1/4 for the Wilson or staggered fermion.

The reweighting factor of the gauge part is easy to compute [6]. However, the fermion part is highly non-local and difficult to compute in practice. Here we consider a method which is applicable for small μ . We perform a Taylor expansion for the fermion part of the reweighting factor around $\mu = 0$. Similarly, we expand fermionic observables, e.g., the chiral condensate, $\langle \bar{\psi}\psi \rangle = (1/V)\alpha N_f \langle \text{tr} M^{-1} \rangle$. If we consider up to the n -th derivative of both the reweighting factor and the fermionic observable, we can calculate the n -th derivative of the physical quantity with respect to μ correctly, which can be easily checked by performing a Taylor expansion of each expectation value of the physical quantity. The derivatives of $\ln \det M$ and $\text{tr} M^{-1}$ can be calculated by the random noise method, which enables us to compute on a rather large lattice in comparison with usual studies of finite density QCD.

*Presented by S. Ejiri. Numerical work was performed using the UKQCD APEmille in Swansea supported by PPARC grant PPA/a/s/1999/00026, and in part by EU contract ERBFMRX-CT97-0122.

Table 1

m	$\beta_c(\psi\psi)$	$d^2\beta_c/d\mu^2$	$\beta_c(\text{Polyakov})$	$d^2\beta_c/d\mu^2$
0.1	3.6463(25)	-1.41(61)	3.6489(27)	-1.71(67)
0.2	3.7575(19)	-1.51(42)	3.7590(20)	-1.61(36)

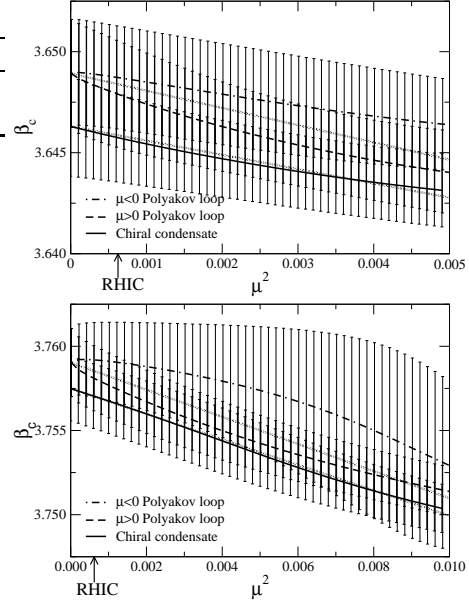
Figure 1. Chiral susceptibility at $m = 0.2$.

Moreover, we should notice that the odd order derivatives of $\ln \det M$ and $\text{tr} M^{-1}$ are pure imaginary and the even order derivatives are real at $\mu = 0$. This property is proved using the identities: $M^\dagger(\mu) = \gamma_5 M(-\mu) \gamma_5$, and $\frac{d^n M^\dagger}{d\mu^n}(\mu) = (-1)^n \gamma_5 \frac{d^n M}{d\mu^n}(-\mu) \gamma_5$. From this property, we can explicitly confirm that, if the operator we compute is real at $\mu = 0$, e.g., $\langle \bar{\psi}\psi \rangle$, the first derivative of the expectation value is zero at $\mu = 0$, as we expect from the symmetry under the change from μ to $-\mu$. We moreover can easily estimate the phase factor of the fermion determinant from this feature, which is discussed in sec. 4.

3. Results for $N_f = 2$ improved staggered

We calculate the second derivative of β_c with respect to μ . We employ a combination of the Symanzik improved gauge and the p4-improved staggered fermion actions [7]. It is known that this action makes the discretization error of pressure small at high temperature, and T_c obtained by this action is consistent with that using improved Wilson fermions [8]. To include the finite density effect, we multiply the hopping terms proceeding n -steps in positive and negative temporal directions by $e^{n\mu}$ and $e^{-n\mu}$ respectively.

We investigate the transition points at $m = 0.1$ and 0.2. The corresponding pseudo-scalar and

Figure 2. Phase transition points for $m = 0.1$ (upper) and 0.2 (lower). Gray lines are the fitted lines.

vector meson mass ratios are $m_{PS}/m_V \approx 0.7$ and 0.85. We compute Polyakov loop, chiral condensate, and their susceptibilities. The simulations are performed on a $16^3 \times 4$ lattice at $\beta = 3.64$ -3.65 with a total of 45000 trajectories for $m = 0.1$, and $\beta = 3.74$ -3.80 with 76700 (Polyakov) or 69000 ($\psi\psi$) trajectories for $m = 0.2$. 10 sets of $Z(2)$ noise vectors are used for each trajectory to compute the reweighting factor up to the second order. We plot, in Fig.1, the chiral susceptibility at $m = 0.2$. This figure shows that the peak position becomes lower as μ increases. Figures 2 show the transition point determined by the peak position of the Polyakov loop susceptibility and the chiral susceptibility as a function of μ^2 . Because the first derivative is zero, as we discussed before, we fit the data for β_c by a straight line in μ^2 , fixing β_c at $\mu = 0$, in a range, $\mu^2 \leq 0.005$ and 0.01 for $m = 0.1$ and 0.2, respectively, in which the phase problem is not serious (see sec. 4). We then obtain the results in Table 1. Quark mass dependence of $d^2\beta_c/d\mu^2$ is not visible within the error. We denote the interesting value of μ for RHIC in Figs.2. The shift of β_c from $\mu = 0$ is

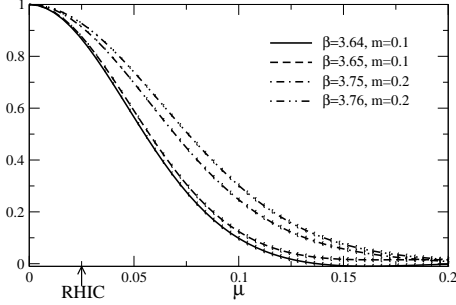


Figure 3. Expectation value of $\cos \theta$ near β_c as a function of μ on a $16^3 \times 4$ lattice.

found to be small at this point.

The second derivative of T_c can be estimated by $\frac{d^2 T_c}{d\mu_{\text{phys}}^2} = -\frac{1}{N_f^2 T_c} \frac{d^2 \beta_c}{d\mu^2} \bigg/ \left(a \frac{d\beta}{da} \right)$. We obtain the beta-function from the data of the string tension in Ref.[7], $a^{-1}(da/d\beta) = -2.08(43)$ at $(\beta, m) = (3.65, 0.1)$. We then find $T_c(d^2 T_c/d\mu_{\text{phys}}^2) \approx -0.2$ at $m = 0.1$. The curvature of the transition line in the small μ region seems to be a little smaller than the phenomenological expectation, a tendency also suggested by the result of Fodor and Katz [5].

4. Comment on the phase (sign) problem

If the reweighting factor in Eq.(1) changes its sign frequently due to the complex phase of the quark determinant, the calculation of the expectation value becomes very difficult, which hinders the study at $\mu \neq 0$. The phase of the quark determinant is zero at $\mu = 0$ and becomes larger as μ increases. Therefore, it is important to consider for which value of μ the problem becomes severe.

As discussed in section 2, the phase can be expressed using the odd terms of the Taylor expansion of $\ln \det M$. Denoting $\det M = |\det M|e^{i\theta}$, $\theta = \alpha N_f \text{Im} \left[\mu \frac{d \ln \det M}{d\mu} + \frac{\mu^3}{3!} \frac{d^3 \ln \det M}{d\mu^3} + \dots \right]$. For small μ , the first term, $\alpha N_f \text{Im} \frac{d \ln \det M}{d\mu} \mu = \alpha N_f \text{Im} \text{tr} \left(M^{-1} \frac{dM}{d\mu} \right) \mu$, is dominant. Because the average of the phase factor is zero, the phase fluctuation is important. We investigate the standard deviation of $\frac{1}{V} \text{Im} \text{tr} \left(M^{-1} \frac{dM}{d\mu} \right)$. We obtain that the magnitude of the phase fluctuation is about 21μ for $m = 0.1$ and 16μ for $m = 0.2$ near β_c .

Consequently the phase problem starts to appear at $\mu \sim 0.07(0.1)$, i.e., $\mu_{\text{phys}}/T_c \sim 0.3(0.4)$ for $m = 0.1(0.2)$, since the phase problem arises if the phase fluctuation becomes larger than $O(1)$. We notice that the value of μ for which the phase fluctuations becomes significant decreases as the quark mass decreases. Figure 3 shows the average of the phase factor $e^{i\theta}$. We can see that the average becomes small around those values of μ .

5. Conclusions

We propose a new method based on Taylor expansion to investigate thermal properties of finite density QCD. We computed the chiral susceptibility and the Polyakov loop susceptibility for 2 flavors of p4-improved staggered fermions, and found that β_c and T_c become smaller as μ increases. Our results suggest that the discrepancy of T_c from $\mu = 0$ is small in the interesting region for heavy-ion collisions. We also estimated the complex phase of the fermion determinant for a $16^3 \times 4$ lattice. We found that the sign problem is not serious in the range of $\mu_{\text{phys}}/T_c < 0.3-0.4$ for $m = 0.1-0.2$, which covers the regime of the heavy-ion collisions at RHIC.

REFERENCES

1. S. Ejiri, Nucl. Phys. B(Proc.Suppl.) 94 (2001) 19.
2. P. Braun-Munzinger *et al.*, hep-ph/0105229.
3. S. Gottlieb, *et.al.*, Phys. Rev. D38 (1988) 2888; R.V. Gavai and S. Gupta, Phys. Rev. D64 (2001) 074506.
4. QCDTARO Collaboration: S. Choe, *et al.*, hep-lat/0107002.
5. Z. Fodor and S.D. Katz, hep-lat/0104001; hep-lat/0106002.
6. A.M. Ferrenberg and R.H. Swendsen, Phys. Rev. Lett. 61 (1988) 2635; Phys. Rev. Lett. 63 (1989) 1195.
7. U.M. Heller, F. Karsch, and B. Sturmfels, Phys. Rev. D60 (1999) 114502; F. Karsch, E. Laermann, and A. Peikert, Phys. Lett. B478 (2000) 447; Nucl. Phys. B605 (2001) 579.
8. CP-PACS Collaboration: A. Ali Khan *et al.*, Phys. Rev. D63 (2000) 034502.