

# Determination of $\Lambda_{\overline{MS}}$ from quenched and $N_f = 2$ dynamical QCD

S. Booth<sup>a</sup>, M. Göckeler<sup>b</sup>, R. Horsley<sup>c</sup>, A.C. Irving<sup>d</sup>, B. Joo<sup>e 1</sup>,  
S. Pickles<sup>e 2</sup>, D. Pleiter<sup>c</sup>, P.E.L. Rakow<sup>b</sup>, G. Schierholz<sup>c,f</sup>,  
Z. Sroczynski<sup>e 3</sup>, H. Stüben<sup>g</sup>

– QCDSF–UKQCD *Collaboration* –

<sup>a</sup>*Edinburgh Parallel Computer Center EPCC,  
University of Edinburgh, Edinburgh EH9 3JZ, UK*

<sup>b</sup>*Institut für Theoretische Physik, Universität Regensburg,  
D-93040 Regensburg, Germany*

<sup>c</sup>*John von Neumann-Institut für Computing NIC,  
Deutsches Elektronen-Synchrotron DESY, D-15735 Zeuthen, Germany*

<sup>d</sup>*Theoretical Physics Division, Department of Mathematical Sciences,  
University of Liverpool, Liverpool L69 3BX, UK*

<sup>e</sup>*Department of Physics and Astronomy,  
University of Edinburgh, Edinburgh EH9 3JZ, UK*

<sup>f</sup>*Deutsches Elektronen-Synchrotron DESY, D-22603 Hamburg, Germany*

<sup>g</sup>*Konrad-Zuse-Zentrum für Informationstechnik Berlin, D-14195 Berlin, Germany*

---

## Abstract

The scale parameter  $\Lambda_{\overline{MS}}$  is computed on the lattice in the quenched approximation and for  $N_f = 2$  flavors of light dynamical quarks. The dynamical calculation is done with non-perturbatively  $O(a)$  improved Wilson fermions. In the continuum limit we obtain  $\Lambda_{\overline{MS}}^{N_f=0} = 243(1)(10)$  MeV and  $\Lambda_{\overline{MS}}^{N_f=2} = 203(6)(20)$  MeV, respectively.

*Key words:* QCD, Lattice, Strong coupling constant,  $\Lambda$  parameter

*PACS:* 11.15.Ha, 12.38.-t, 12.38.Bx, 12.38.Gc

---

<sup>1</sup> Present address: Department of Physics, Columbia University, New York, NY 10027, USA

<sup>2</sup> Present address: Computer Services for Academic Research CSAR, University of Manchester, Manchester M13 9PL, UK

<sup>3</sup> Present address: Fachbereich Physik, Universität Wuppertal, D-42097 Wuppertal, Germany

## 1 Introduction

The  $\Lambda$  parameter sets the scale in QCD. In the chiral limit it is the only parameter of the theory, and hence it is a quantity of fundamental interest. Experimental information on  $\Lambda$  is obtained from the running of the strong coupling constant  $\alpha_s$  [1]. A theoretical determination requires non-perturbative techniques. In this letter we shall compute  $\Lambda$  on the lattice in the quenched approximation as well as for  $N_f = 2$  species of degenerate dynamical quarks.

Previous lattice calculations have employed a variety of methods to compute the strong coupling constant, in quenched and unquenched simulations. For reviews see [2,3]. The scale parameter  $\Lambda$  has been extracted from the heavy-quark potential [4–6], the quark-gluon vertex [7], the three-gluon vertex [8,9], from the spectrum of heavy quarkonia [10–14], and by means of finite-size-scaling methods [15].

We determine  $\Lambda$  from the average plaquette and the force parameter  $r_0$  [16]. Both quantities are widely computed in lattice simulations. In the quenched case we have many data points over a wide range of couplings at our disposal already, and in the dynamical case we expect to accumulate more points in the near future. At present  $r_0$  is the best known lattice quantity, at least in full QCD. It can easily be replaced with more physical scale parameters like hadron masses or  $f_\pi$  when the respective data become more accurate.

## 2 Method

The calculations are done with the standard gauge field action

$$S_G = \beta \sum_x \text{Re} \frac{1}{3} \text{Tr} U_\square(x), \quad (1)$$

and, in the dynamical case, with non-perturbatively  $O(a)$  improved Wilson fermions [17]

$$S_F = S_F^{(0)} - \frac{i}{2} \kappa_{\text{sea}} g c_{SW} a a^4 \sum_x \bar{\psi}(x) \sigma_{\mu\nu} F_{\mu\nu} \psi(x), \quad (2)$$

where  $S_F^{(0)}$  is the original Wilson action and  $\beta = 6/g^2$ . If the improvement coefficient  $c_{SW}$  is appropriately chosen, this action removes all  $O(a)$  errors from on-shell quantities. A non-perturbative evaluation of this function leads

to the parametrization [18]

$$c_{SW} = \frac{1 - 0.454g^2 - 0.175g^4 - 0.012g^6 + 0.045g^8}{1 - 0.720g^2} \quad (3)$$

for  $N_f = 2$  flavors, which is valid for  $\beta \geq 5.2$ .

The running of the coupling is described by the  $\beta$  function defined by

$$\mu \frac{\partial g_S(\mu)}{\partial \mu} = \beta^S(g_S(\mu)), \quad (4)$$

where  $\mathcal{S}$  is any mass independent renormalization scheme. The perturbative expansion of the  $\beta$  function reads

$$\beta^S(g_S) = -g_S^3 \left( b_0 + b_1 g_S^2 + b_2^S g_S^4 + b_3^S g_S^6 + \dots \right). \quad (5)$$

The first two coefficients are universal,

$$\begin{aligned} b_0 &= \frac{1}{(4\pi)^2} \left( 11 - \frac{2}{3} N_f \right), \\ b_1 &= \frac{1}{(4\pi)^4} \left( 102 - \frac{38}{3} N_f \right), \end{aligned} \quad (6)$$

while the others are scheme dependent. The renormalization group equation (4) can be exactly solved:

$$\frac{\mu}{\Lambda_S} = \left( b_0 g_S^2 \right)^{\frac{b_1}{2b_0^2}} \exp \left( \frac{1}{2b_0 g_S^2} + \int_0^{g_S} d\xi \left( \frac{1}{\beta^S(\xi)} + \frac{1}{b_0 \xi^3} - \frac{b_1}{b_0^2 \xi} \right) \right), \quad (7)$$

where the scale parameter  $\Lambda$  appears as the integration constant. In the  $\overline{MS}$  scheme the  $\beta$  function is known to four loops [19]:

$$\begin{aligned} b_2^{\overline{MS}} &= \frac{1}{(4\pi)^6} \left( \frac{2857}{2} - N_f \frac{5033}{18} + N_f^2 \frac{325}{54} \right), \\ b_3^{\overline{MS}} &= \frac{1}{(4\pi)^8} \left( \frac{149753}{6} + 3564 \zeta_3 - N_f \left( \frac{1078361}{162} + \frac{6508}{27} \zeta_3 \right) \right. \\ &\quad \left. + N_f^2 \left( \frac{50065}{162} + \frac{6472}{81} \zeta_3 \right) + N_f^3 \frac{1093}{729} \right), \end{aligned} \quad (8)$$

where  $\zeta_3 = 1.20206 \dots$  is Riemann's zeta function.

In this paper we are concerned with three different schemes. In the continuum we use the  $\overline{MS}$  scheme. On the lattice we consider the bare coupling  $g(a)$  and the boosted coupling  $g_\square(a)$ . The latter is given by

$$g_\square^2(a) = \frac{g^2(a)}{P}, \quad (9)$$

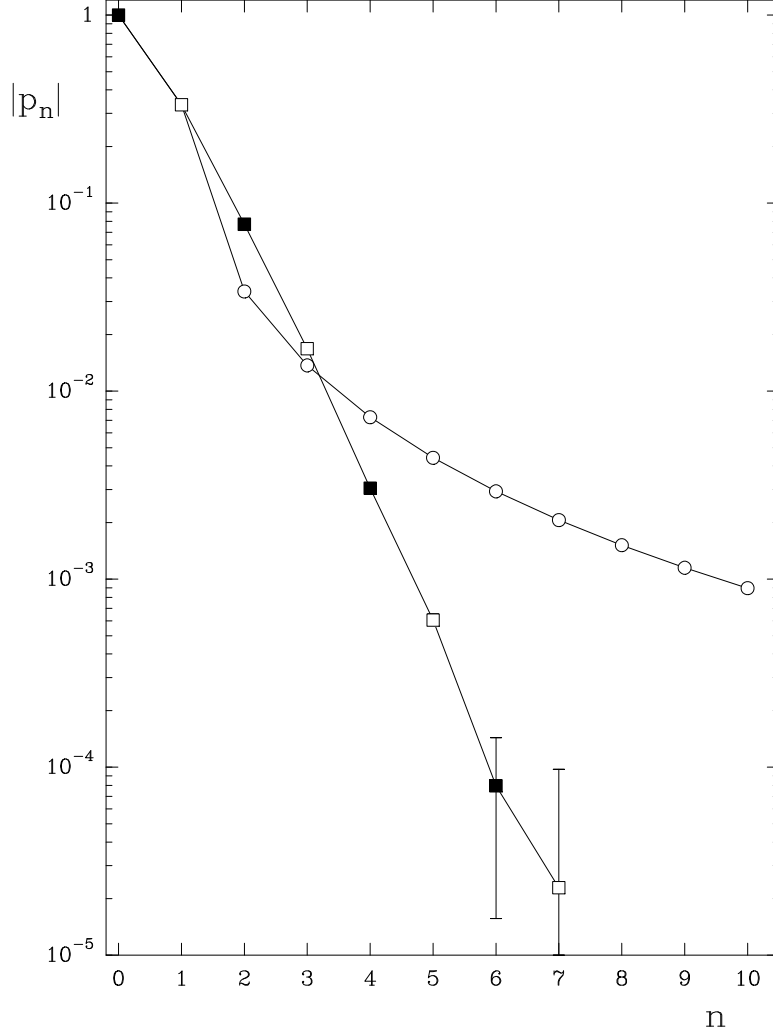


Fig. 1. The expansion coefficients for the quenched plaquette,  $1 - P = \sum_{n=1}^{\infty} p_n x^n$ , for  $x = g^2$  (○) and  $x = g_{\square}^2$  (□ and ■), respectively. Open (solid) symbols refer to positive (negative) numbers. The bare expansion coefficients (○) are taken from [21]. Note that the boosted coefficients are not only much smaller and rapidly decreasing, but also alternating in sign.

where  $P = (1/3) \langle \text{Tr} U_{\square} \rangle \equiv u_0^4$  is the average plaquette value. The widespread opinion is that the perturbative expansion in  $g_{\square}$  converges more rapidly than the expansion in the bare coupling [20]. Indeed, a comparison between the expansion coefficients in the two cases for the quenched plaquette shown in Fig. 1 supports this belief, as even for low orders the new series has oscillating coefficients. The conversion from the bare coupling to the  $\overline{MS}$  scheme has the form

$$\frac{1}{g_{\overline{MS}}^2(\mu)} = \frac{1}{g^2(a)} + 2b_0 \ln a\mu - t_1 + (2b_1 \ln a\mu - t_2) g^2(a) + \dots \quad (10)$$

Writing

$$\frac{1}{g_\square^2} = \frac{1}{g^2} - p_1 - p_2 g^2 - p_3 g^4 - \dots, \quad (11)$$

we obtain the relation between the boosted coupling and the  $\overline{MS}$  coupling

$$\begin{aligned} \frac{1}{g_{\overline{MS}}^2(\mu)} &= \frac{1}{g_\square^2(a)} + 2b_0 \ln a\mu - t_1 + p_1 \\ &+ (2b_1 \ln a\mu - t_2 + p_2) g_\square^2(a) + O(g^4 \ln^2 a\mu). \end{aligned} \quad (12)$$

By differentiating eq. (12) we can find the  $\beta$  function coefficient,  $b_2^\square$ , for the boosted coupling

$$b_2^\square = b_2^{\overline{MS}} + b_0(p_2 - t_2) - b_1(p_1 - t_1). \quad (13)$$

The coefficients  $p_1$  and  $t_1$  in (12) are given by

$$p_1 = \frac{1}{3}, \quad (14)$$

$$\begin{aligned} t_1 &= 0.46820133 - N_f \left( 0.00669600 - 0.00504671 c_{SW} \right. \\ &+ 0.02984347 c_{SW}^2 + am(-0.02728371 + 0.02235032 c_{SW} \\ &\left. - 0.00706672 c_{SW}^2) \right), \end{aligned} \quad (15)$$

where  $m$  is the quark mass. The quenched ( $N_f = 0$ ) coefficients are taken from [22], whereas the  $N_f$  dependent contribution, including the improvement terms proportional to  $am$ , is computed in the Appendix. The pure Wilson ( $c_{SW} = 0$ ) result agrees with [23], and the  $m = 0$  result agrees with the number quoted in [24] for that particular value. The coefficients  $p_2$  and  $t_2$  are known in the quenched approximation [22]:

$$p_2 = 0.0339110, \quad (16)$$

$$t_2 = 0.0556675. \quad (17)$$

The coefficient  $p_2$  is also known for improved Wilson fermions and  $m = 0$  [25], and  $t_2$  is known for pure Wilson fermions [26]. In the application we use tadpole improved values of  $c_{SW}$  and  $am$ , i.e. we replace

$$\begin{aligned} c_{SW} &\rightarrow c_{SW} u_0^3, \\ am &\rightarrow \frac{am}{u_0}. \end{aligned} \quad (18)$$

From eq. (12) we find

$$\Lambda_{\overline{MS}} = \exp\left(\frac{t_1^\square}{2b_0}\right) \Lambda_\square, \quad (19)$$

where

$$t_1^\square = t_1 - p_1. \quad (20)$$

Note that  $t_1^\square \ll t_1$  so that  $\Lambda_\square$  and  $\Lambda_{\overline{MS}}$  are much closer to each other than  $\Lambda_{\text{lat}}$  and  $\Lambda_{\overline{MS}}$ . A good  $\mu$  value to help eq. (12) to converge rapidly is to choose  $\mu$  so that the  $O(g^0)$  term vanishes. Therefore we choose the scale so that  $a\mu = \Lambda_{\overline{MS}}/\Lambda_\square$ . We then obtain the relationship

$$g_{\overline{MS}}^2(\Lambda_{\overline{MS}}/\Lambda_\square a) = g_\square^2(a) + \frac{b_2^{\overline{MS}} - b_2^\square}{b_0} g_\square^6(a) + O(g^8), \quad (21)$$

which agrees with [22]. Unfortunately we only know the quenched value for  $b_2^\square$ . The relevant number is however small:

$$b_2^{\overline{MS}} - b_2^\square = 0.000963861. \quad (22)$$

We shall use the quenched value for (22) also in the dynamical case, expecting that the  $N_f$  dependence is as weak as in eq. (8).

The calculation of  $\Lambda_{\overline{MS}}$  proceeds in four steps. First we compute the average plaquette. From eq. (9) we then obtain  $g_\square$ . In the second step we use eq. (21) to calculate  $g_{\overline{MS}}$  at the scale  $\mu = \Lambda_{\overline{MS}}/\Lambda_\square a$ . Putting this value of  $g_{\overline{MS}}$  into eq. (7) gives us  $\mu/\Lambda_{\overline{MS}} = 1/\Lambda_\square a$ . Finally we use the conversion factor eq. (19) to turn this into a value for  $a\Lambda_{\overline{MS}}$ . To convert our results to a physical scale, we use the force parameter  $r_0$ .

### 3 Results

#### $N_f = 0$

Let us begin with the quenched case. The plaquette values at  $\beta = 6.0, 6.2$  and  $6.4$  are taken from QCDSF's quenched simulations [27,28]. The  $r_0$  values are taken from [6,29]. At  $\beta = 5.95, 6.07$  and  $6.57$  the plaquette values are obtained by interpolation. In Fig. 2 we plot  $\Lambda_{\overline{MS}} r_0$  against  $(a/r_0)^2$ . One expects discretization errors of  $O(a^2)$ . Indeed, the data points lie on a straight line, allowing a linear extrapolation to the continuum limit. This gives

$$\Lambda_{\overline{MS}}^{N_f=0} r_0 = 0.616(2)(25), \quad (23)$$

where the first error is purely statistical, while the second one is an estimate of the systematic error. The latter is derived by assuming that the higher-order contributions in eq. (21) are about 20% of the  $O(g^6)$  term. Using  $r_0 = 0.5$  fm,

$\beta$	$\kappa_{\text{sea}}$	V	$c_{SW}$	$P$	$r_0/a$
5.20	0.13550	$16 \times 32$	2.0171	0.536294(9)	5.041(40)
5.20	0.13500	$16 \times 32$		0.533676(9)	4.754(40)
5.25	0.13520	$16 \times 32$	1.9603	0.541135(24)	5.137(49)
5.26	0.13450	$16 \times 32$	1.9497	0.539732(9)	4.708(52)
5.29	0.13550	$24 \times 48$	1.9192	0.547081(26)	5.62(9)
5.29	0.13500	$16 \times 32$		0.545520(29)	5.26(7)
5.29	0.13400	$16 \times 32$		0.542410(9)	4.813(45)

Table 1

The plaquette and  $r_0$  values in the dynamical case for our present set of parameters. The improvement coefficient  $c_{SW}$  has been taken from eq. (3).

we find

$$\Lambda_{\overline{MS}}^{N_f=0} = 243(1)(10) \text{ MeV} \quad (24)$$

(which does not include any overall scale error). Our result agrees very well with the outcome of previous calculations [9,15]. Taking the  $\rho$  mass to set the scale gives [28]  $r_0 = 0.52(2) \text{ fm}$ , which is consistent with the value that is used here.

### $N_f = 2$

In the dynamical case we use combined results from the QCDSF and UKQCD collaborations [30,31]. The gauge field configurations were obtained using the standard Hybrid Monte Carlo algorithm with the non-perturbatively  $O(a)$  improved action (2). The relevant numbers are given in Table 1. Details of the extraction of  $r_0/a$  will be given in [32]. For the quark mass we take the Ward identity mass. We compute this mass in the same way [33] as in the quenched case [27]. The improvement coefficients are calculated in tad-pole improved perturbation theory. The resulting values for  $\Lambda_{\overline{MS}}$  are shown in Fig. 2.

As we are working at finite quark mass, we have to perform an extrapolation to the chiral limit. In Fig. 3 we show the parameter values of our simulations together with lines of constant  $r_0/a$  and  $m_\pi/m_\rho$ . This gives an idea of how far our simulations are from the chiral and continuum limits.

The value that interests us is  $\Lambda_{\overline{MS}}$  at  $m \rightarrow 0$  and  $a \rightarrow 0$ . To extrapolate to

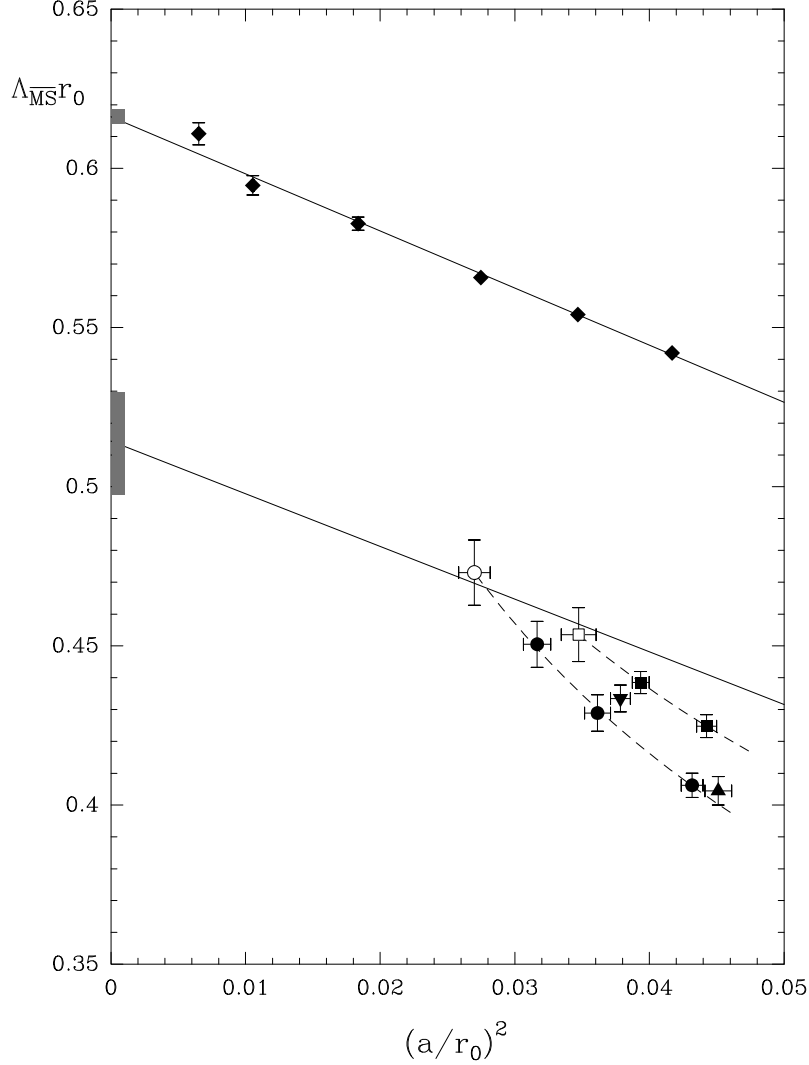


Fig. 2. The scale parameter  $\Lambda_{\overline{MS}}$  against  $a^2$ . The upper points correspond to the quenched approximation, ranging from  $\beta = 5.95$  to  $6.57$ . The line is a linear extrapolation (in  $a^2$ ) to the continuum limit. The lower points refer to the dynamical case:  $\beta = 5.2$  ( $\blacksquare$ ),  $\beta = 5.25$  ( $\blacktriangledown$ ),  $\beta = 5.26$  ( $\blacktriangle$ ),  $\beta = 5.29$  ( $\bullet$ ). The solid line is the result of the fit (25) for  $am = 0$ , while the dashed lines show the approach to the chiral limit for  $\beta = 5.29$  (left curve) and  $5.2$  (right curve). The open points, at  $\beta = 5.29$  ( $\circ$ ) and  $\beta = 5.2$  ( $\square$ ), are obtained from the chirally extrapolated data. The continuum results and statistical errors are marked by the shaded regions.

that limit we make the fit ansatz

$$\Lambda_{\overline{MS}} r_0 = A + B(a/r_0)^2 + Cam. \quad (25)$$

This ansatz is motivated by the fact that our action has only discretization errors of  $O(a^2)$ . In Fig. 2 the solid curve shows the chiral limit line  $\Lambda_{\overline{MS}} r_0 = A + B(a/r_0)^2$ . The approach to the chiral limit is shown by the dashed curves



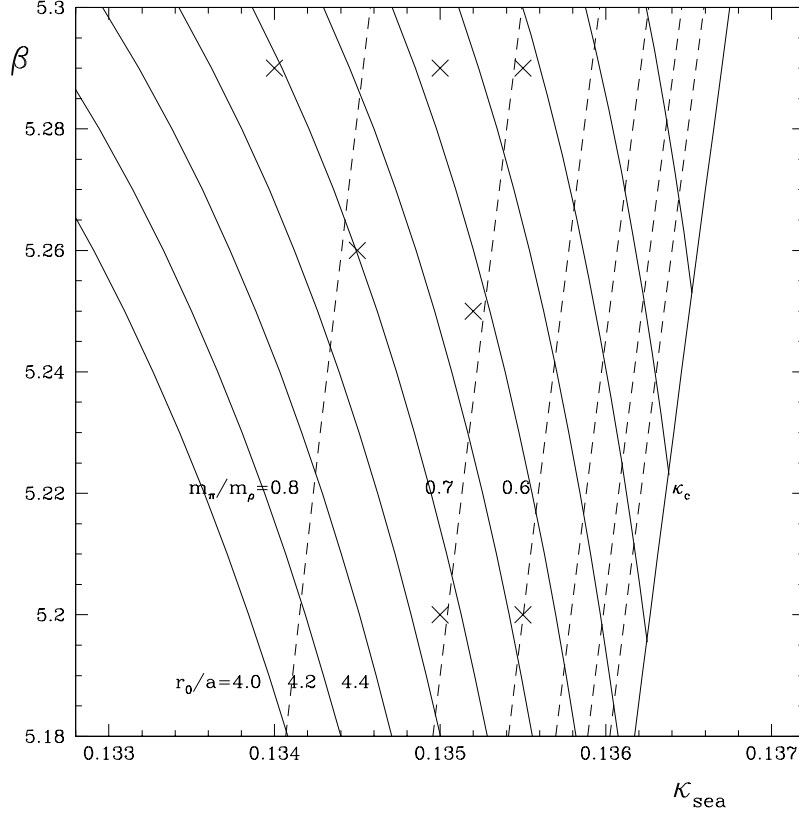


Fig. 3. Lines of constant  $r_0/a$ , from 4.0 (left) to 6.0 (right), and constant  $m_\pi/m_\rho$ , from 0.8 to 0.3, together with  $\kappa_c$  and the parameters ( $\times$ ) of our simulations (up to now) in the  $(\kappa_{\text{sea}}, \beta)$  plane. The curves are from a fit to the renormalization group and chiral perturbation theory, respectively.

for  $\beta = 5.2$  and  $\beta = 5.29$ . The curves were produced by assuming that  $P$  and  $\ln(r_0/a)$  depend linearly on  $am$ . They end at the chirally extrapolated data points marked by open symbols. These end-points generated by fits to the data at a single  $\beta$  value lie near to, but not exactly on the chiral limit line given by our global fit (25), which takes all the data into account.

In the chiral and continuum limit we finally obtain

$$\Lambda_{\overline{MS}}^{N_f=2} r_0 = 0.514(16)(50). \quad (26)$$

The first error is purely statistical, while the second one is again an estimate of the systematic error, which assumes a 50% uncertainty of the two-loop coefficients due to our ignorance of the fermion two-loop contribution. For Wilson fermions, where we know this contribution [25,26], the correction is about 50%. Again using  $r_0 = 0.5$  fm, this gives

$$\Lambda_{\overline{MS}}^{N_f=2} = 203(6)(20) \text{ MeV}. \quad (27)$$

A preliminary analysis of our dynamical data indicates that using either the  $\rho$  mass or the nucleon mass to set the scale gives results that are consistent with the  $r_0$  value used.

### *Comparison with Phenomenology*

How can our results be compared with phenomenology? The phenomenological value of  $r_0$  corresponds to three light quarks, because it is extracted from quarkonium potentials. Therefore, before we can compare our results with experiment, we have to extrapolate  $\Lambda_{\overline{MS}} r_0$  to three flavors. We do this by extrapolating  $\ln(\Lambda_{\overline{MS}} r_0)$  linearly in  $N_f$  to  $N_f = 3$ . For  $r_0 = 0.5$  fm this gives

$$\Lambda_{\overline{MS}}^{N_f=3} = 185(9)(31) \text{ MeV}. \quad (28)$$

With the help of eq. (7) we now compute  $\alpha_{\overline{MS}}^{N_f=3}$  at the scale  $\mu = 1$  GeV and obtain

$$\alpha_{\overline{MS}}^{N_f=3}(1 \text{ GeV}) = 0.311(8)(29). \quad (29)$$

Using the three-loop matching formulae [35] at the charm and bottom thresholds (taken to be at 1.5 GeV and 4.5 GeV, respectively),  $\alpha_{\overline{MS}}$  is then evolved to the  $Z$  mass,  $m_Z = 91.2$  GeV, giving

$$\alpha_{\overline{MS}}^{N_f=5}(m_Z) = 0.1059(8)(29). \quad (30)$$

## **4 Conclusions**

Our quenched result agrees very well with results of other calculations using different methods. We find significant  $O(a^2)$  corrections. For example at  $\beta = 6.0$ , corresponding to a lattice spacing  $a \approx 0.1$  fm, they amount to  $\approx 10\%$ , which makes an extrapolation of the results to the continuum limit indispensable.

In the dynamical case the data cover a much smaller range of  $a$ , which makes the extrapolation to the continuum limit less reliable. To further reduce systematic uncertainties, a two-loop calculation for improved Wilson fermions, similar to the one in [26], would be desirable.

## Appendix

We follow the argument in [34] calculating the relation between the  $\Lambda$  parameters from the potential. We require that the potential (or force) between two static charges should be the same, whether computed as a series in  $g^2$  or  $g_{\overline{MS}}^2$ . All we have to do to calculate the fermionic piece of the relation is to compute the fermionic contribution to the gluon propagator.

In the scheme  $\mathcal{S}$  we have

$$V(\vec{r}) = \int \frac{d^4q}{(2\pi)^4} 2\pi\delta(q_4) \frac{g_{\mathcal{S}}^2}{q^2} \left(1 - g_{\mathcal{S}}^2 G^{\mathcal{S}}(q^2) - g_{\mathcal{S}}^2 N_f \Pi^{\mathcal{S}}(q^2, m) + O(g_{\mathcal{S}}^4)\right) e^{i\vec{q}\vec{r}}, \quad (31)$$

where  $G^{\mathcal{S}}(q^2)$  is the one-loop gluon contribution to the potential, and  $\Pi^{\mathcal{S}}$  is the one-loop quark vacuum polarization. If two schemes,  $\mathcal{S}$  and  $\mathcal{S}'$ , are to give the same answer for  $V(\vec{r})$ , their couplings have to be related by

$$\frac{1}{g_{\mathcal{S}}^2} = \frac{1}{g_{\mathcal{S}'}^2} + \left(G^{\mathcal{S}'}(q^2) - G^{\mathcal{S}}(q^2)\right) + N_f \left(\Pi^{\mathcal{S}'}(q^2, m) - \Pi^{\mathcal{S}}(q^2, m)\right) + O(g^2). \quad (32)$$

To find the fermionic part of the conversion from  $g^2$  to  $g_{\overline{MS}}^2$ , we have to calculate the vacuum polarization in both schemes and take the difference.

In the  $\overline{MS}$  scheme we find

$$\Pi^{\overline{MS}}(q^2, m) = -\frac{1}{24\pi^2} \left( \ln(q^2/\mu^2) - \frac{5}{3} + O(m^2/q^2) \right). \quad (33)$$

On the lattice we obtain

$$\begin{aligned} \Pi(q^2, m) = & -\frac{1}{24\pi^2} \left( \ln(a^2 q^2) - 3am(1 - c_{SW}) \ln(a^2 q^2) \right. \\ & - 3.25275141(5) + 1.19541770(1)c_{SW} - 7.06903716(4)c_{SW}^2 \\ & + am(6.46270704(30) - 5.29413266(6)c_{SW} \\ & \left. + 1.67389761(2)c_{SW}^2) \right). \end{aligned} \quad (34)$$

We see that there is an unwanted  $am \ln(a^2 q^2)$  term in eq. (34) unless  $c_{SW} = 1 + O(g^2)$ . Combining our calculation of  $\Pi$  with the calculation of the purely gluonic part in the literature [22], we get our final result for  $t_1$  (for general

$N_c$ ):

$$\begin{aligned}
t_1 = & 0.16995600N_c - \frac{1}{8N_c} \\
& - N_f \left( 0.00669600 - 0.00504671c_{SW} + 0.02984347c_{SW}^2 \right. \\
& \left. + am(-0.02728371 + 0.02235032c_{SW} - 0.00706672c_{SW}^2) \right). \tag{35}
\end{aligned}$$

The  $am$  term in eq. (35) means that in dynamical QCD the contours of constant  $g_{\overline{MS}}^2(1/a)$  will be slanted when plotted in a  $(am, \beta)$  plane. As one expects the contours of constant  $r_0/a$  to roughly follow contours of constant  $g_{\overline{MS}}^2(1/a)$ , this term gives a possible explanation of the appearance of the sloped lines in Fig. 3.

## Acknowledgement

The numerical calculations have been performed on the Hitachi SR8000 at LRZ (Munich), on the Cray T3E at EPCC (Edinburgh), NIC (Jülich) and ZIB (Berlin) as well as on the APE/Quadrics at DESY (Zeuthen). We thank all institutions for their support. This work has been supported through the EU IHP Network ‘Hadron Phenomenology from Lattice QCD’. MG and PELR acknowledge financial support from DFG.

## References

- [1] Particle Data Group, Eur. Phys. J. C15 (2000) 1.
- [2] P. Weisz, Nucl. Phys. B (Proc. Suppl.) 47 (1996) 71.
- [3] J. Shigemitsu, Nucl. Phys. B (Proc. Suppl.) 53 (1997) 16.
- [4] S.P. Booth, D.S. Henty, A. Hulsebos, A.C. Irving, C. Michael and P.W. Stephenson, Phys. Lett. B294 (1992) 385.
- [5] G.S. Bali and K. Schilling, Phys. Rev. D47 (1993) 661.
- [6] R.G. Edwards, U.M. Heller and T.R. Klassen, Nucl. Phys. B517 (1998) 377.
- [7] J.I. Skullerud, Nucl. Phys. B (Proc. Suppl.) 63 (1998) 242.
- [8] B. Allés, D.S. Henty, H. Panagopoulos, C. Parrinello, C. Pittori and D.G. Richards, Nucl. Phys. B502 (1997) 325.

- [9] P. Boucaud, G. Burgio, F. DiRenzo, J.P. Leroy, J. Micheli, C. Parrinello, O. Pène, C. Pittori, J. Rodriguez-Quintero, C. Roiesnel and K. Sharkey, JHEP 0004 (2000) 006.
- [10] A.X. El-Khadra, G. Hockney, A.S. Kronfeld and P.B. Mackenzie, Phys. Rev. Lett. 69 (1992) 729.
- [11] S. Aoki, M. Fukugita, S. Hashimoto, N. Ishizuka, H. Mino, M. Okawa, T. Onogi and A. Ukawa, Phys. Rev. Lett. 74 (1995) 22.
- [12] M. Wingate, T. DeGrand, S. Collins and U.M. Heller, Phys. Rev. D52 (1995) 307.
- [13] C.T.H. Davies, K. Hornbostel, G.P. Lepage, P. McCallum, J. Shigemitsu and J. Sloan, Phys. Rev. D56 (1997) 2755.
- [14] A. Spitz, H. Hoerber, N. Eicker, S. Güsken, T. Lippert, K. Schilling, T. Struckmann, P. Ueberholz and J. Viehoff, Phys. Rev. D60 (1999) 074502.
- [15] S. Capitani, M. Lüscher, R. Sommer and H. Wittig, Nucl. Phys. B544 (1999) 669.
- [16] R. Sommer, Nucl. Phys. B411 (1994) 839.
- [17] B. Sheikholeslami and R. Wohlert, Nucl. Phys. B259 (1985) 572.
- [18] K. Jansen and R. Sommer, Nucl. Phys. B530 (1998) 185.
- [19] T. van Ritbergen, J.A.M. Vermaseren and S.A. Larin, Phys. Lett. B400 (1997) 379; J.A.M. Vermaseren, S.A. Larin and T. van Ritbergen, Phys. Lett. B405 (1997) 327.
- [20] G. Parisi, in *High Energy Physics - 1980*, Proceedings of the XXth International Conference, Madison, eds. L. Durand and L.G. Pondrom (American Institute of Physics, New York, 1981); G.P. Lepage and P.B. Mackenzie, Phys. Rev. D48 (1993) 2250.
- [21] F. DiRenzo, G. Marchesini and E. Onofri, Nucl. Phys. B457 (1995) 202; F. DiRenzo and L. Scorzato, [hep-lat/0011067](#).
- [22] M. Lüscher and P. Weisz, Phys. Lett. B349 (1995) 165; M. Lüscher, [hep-lat/9802029](#).
- [23] B. Allés, A. Feo and H. Panagopoulos, Phys. Lett. B426 (1998) 361.
- [24] S. Sint, private notes (1996), quoted in A. Bode, P. Weisz and U. Wolff, Nucl. Phys. B576 (2000) 517.
- [25] L. Marcantonio, P. Boyle, C.T.H. Davies, J. Hein and J. Shigemitsu, Nucl. Phys. B (Proc. Suppl.) 94 (2001) 363.
- [26] C. Christou, A. Feo, H. Panagopoulos and E. Vicari, Nucl. Phys. B525 (1998) 387.

- [27] M. Göckeler, R. Horsley, H. Perlt, P.E.L. Rakow, G. Schierholz, A. Schiller and P. Stephenson, Phys. Rev. D57 (1998) 5562; M. Göckeler, R. Horsley, D. Pleiter, P.E.L. Rakow, G. Schierholz and P. Stephenson, Nucl. Phys. B (Proc. Suppl.) 83 (2000) 203.
- [28] D. Pleiter, Thesis, Berlin (2000); QCDSF *Collaboration*, in preparation.
- [29] M. Guagnelli, R. Sommer and H. Wittig, Nucl. Phys. B535 (1998) 389.
- [30] H. Stüben, Nucl. Phys. B (Proc. Suppl.) 94 (2001) 273.
- [31] A.C. Irving, Nucl. Phys. B (Proc. Suppl.) 94 (2001) 242.
- [32] C.R. Allton et al., UKQCD *Collaboration*, in preparation.
- [33] D. Pleiter, Nucl. Phys. B (Proc. Suppl.) 94 (2001) 265.
- [34] I. Montvay and G. Münster, *Quantum Fields on a Lattice* (Cambridge Univ. Press, Cambridge, 1994).
- [35] K.G. Chetyrkin, J.H. Kühn and M. Steinhauser, Comput. Phys. Commun. 133 (2000) 43.