

# Eigenvalue Distributions of the QCD Dirac Operator

P.H. DAMGAARD<sup>a</sup>, U.M. HELLER<sup>b</sup>, R. NICLASSEN<sup>a</sup> and K. RUMMUKAINEN<sup>c,d</sup>

<sup>a</sup>The Niels Bohr Institute and <sup>c</sup>NORDITA  
Blegdamsvej 17  
DK-2100 Copenhagen, Denmark

<sup>b</sup>CSIT  
Florida State University  
Tallahassee, FL 32306-4120, USA

<sup>d</sup>Helsinki Institute of Physics,  
P.O.Box 9, 00014 University of Helsinki, Finland

December 2, 2024

## Abstract

We compute by Monte Carlo methods the individual distributions of the  $k$ th smallest Dirac operator eigenvalues in QCD, and compare them with recent analytical predictions. We do this for both massless and massive quarks in an SU(3) gauge theory with staggered fermions. Very precise agreement is found in all cases. As a simple by-product we also extract the microscopic spectral density of the Dirac operator in SU(3) gauge theory with dynamical massive fermions for  $N_f = 1$  and 2, and obtain high-accuracy agreement with analytical expressions.

NBI-HE-00-34  
CSIT2000-17  
NORDITA-2000/61 HE  
hep-lat/0007041

In the chiral limit of QCD it is possible to derive exact analytical expressions for eigenvalue distributions and eigenvalue correlations of the Dirac operator. This situation arises if one restricts oneself to the phase of spontaneously broken chiral symmetry (with infinite-volume zero-mass condensate  $\Sigma$ ), and considers the theory in a finite space-time volume  $V$ . Taking the chiral limit by sending quark masses  $m_i$  to zero in such a way that the combination  $\mu_i \equiv m_i \Sigma V$  is kept fixed as  $V \rightarrow \infty$ , this leads to an interesting finite-volume scaling regime of QCD. Denoting generically all pseudo-Goldstone masses by  $m_\pi$ , exact scaling is achieved if  $m_\pi \ll V^{-1/4}$  [1]. The only assumption is that chiral symmetry is spontaneously broken from one group  $G$  to a smaller group  $H$ . The coset  $G/H$  specifies the universality class [2].

The most detailed analytical predictions were originally obtained from an intriguing exact relation to universal Random Matrix Theory results [2, 3]. Later, the same results have been derived directly from the effective partition functions [4] based on the so-called supersymmetric formulation [5]. Very recently, also the replica method [6] has been shown to yield identical results [7]. Beyond any doubt now, these analytical predictions represent exact statements about the Dirac operator spectrum of QCD in the above finite-volume scaling region. This is an exciting situation from the point of view of lattice gauge theory, which is almost tailored to study such a finite-volume regime. It is one of the few instances where there are exact and non-perturbative analytical predictions that immediately can be compared with lattice Monte Carlo results. There have by now been several Monte Carlo studies of these analytical predictions for Dirac operator eigenvalues in various four-dimensional gauge theories [8, 9, 10, 11, 12, 13]. One peculiarity of these predictions is that they are most easily expressed in gauge field sectors of fixed topological charge  $\nu^1$ . For fermions sensitive to topology this gives an interesting new possibility, as predictions differ markedly for different topological sectors [12]. But staggered fermions seem oblivious to gauge field topology at the gauge couplings that are presently realistic [15, 16]; predictions can then only be made with respect to the topologically trivial sector of  $\nu = 0$ .

In this letter we shall extend the Monte Carlo analyses of Dirac operator eigenvalues in two directions. First, we shall confront some very recent analytical results concerning the probability distribution of the  $k$ th smallest Dirac operator eigenvalue [17] with Monte Carlo data. This is important, because there is much more detailed information in these individual eigenvalue distributions than in, for example, the spectral density, which is the *sum* of all these individual distributions (see below). Second, we shall make the extension of the quenched results of Ref. [10] to the case of dynamical fermions of non-zero mass. Until now, Monte Carlo analyses of microscopic Dirac operator spectra with dynamical fermions have been limited to a different universality class<sup>2</sup> than the one relevant for QCD [9] (see also Ref. [18]). We study gauge group  $SU(3)$ , which, even with staggered fermions, allows us to compare with the universality class relevant for continuum QCD (the class of Dyson index  $\beta = 2$ ).

Details of how we compute the lowest-lying Dirac operator eigenvalues have been given in Ref. [15], and we shall not repeat them here. Instead, let us briefly recall the analytical predictions with which we should compare our Monte Carlo data. We start with the recently derived expression for the distribution of the  $k$ th Dirac operator eigenvalue in the finite-volume scaling region mentioned above. The generator for these individual eigenvalue distributions is the joint probability distribution for the  $k$  smallest eigenvalues. It turns out that this joint probability distribution can be written very compactly in terms of finite-volume partition functions with additional fermion species. For the universality class

---

<sup>1</sup>The sum over topology can be performed [14], but closed analytical forms are not known except in very simple cases. For instance, in theories with massless (dynamical) fermions only the sector with  $\nu = 0$  contributes.

<sup>2</sup>An  $SU(2)$  gauge theory labeled by the so-called “Dyson index”  $\beta = 4$  for staggered fermions [2].

relevant for QCD, the explicit expression is [17]:

$$\omega_k(\zeta_1, \dots, \zeta_k; \{\mu\}) = C e^{-\zeta_k^2/4} \zeta_k \prod_{i=1}^{k-1} \left( \zeta_i^{2\nu+1} \prod_{j=1}^{N_f} (\zeta_i^2 + \mu_j^2) \right) \prod_{i>j}^{k-1} (\zeta_i^2 - \zeta_j^2)^2 \prod_{j=1}^{N_f} \mu_j^\nu$$

$$\times \frac{\mathcal{Z}_2\left(\left\{\sqrt{\mu_i^2 + \zeta_k^2}\right\}, \sqrt{\zeta_k^2 - \zeta_1^2}, \sqrt{\zeta_k^2 - \zeta_1^2}, \dots, \sqrt{\zeta_k^2 - \zeta_{k-1}^2}, \sqrt{\zeta_k^2 - \zeta_{k-1}^2}, \overbrace{\zeta_k, \dots, \zeta_k}^\nu\right)}{\mathcal{Z}_\nu(\{\mu\})}. \quad (1)$$

Here the additional  $2(k-1)$  fermion species of masses  $\sqrt{\zeta_k^2 - \zeta_i^2}$  are doubly degenerate, as indicated. The partition function in the numerator is evaluated in a sector of *fixed* topological charge  $\nu = 2$  (independent of the actual topological charge in question). But there is information about  $\nu$  in the fact that  $\nu$  additional fermion species (all degenerate in mass  $\zeta_k$ ) enter in the partition function. Actually, since we shall be dealing with staggered fermions in the present paper, only the sector with  $\nu = 0$  is relevant. In that case the above formula simplifies:

$$\omega_k(\zeta_1, \dots, \zeta_k; \{\mu\}) = C e^{-\zeta_k^2/4} \zeta_k \prod_{i=1}^{k-1} \left( \zeta_i \prod_{j=1}^{N_f} (\zeta_i^2 + \mu_j^2) \right) \prod_{i>j}^{k-1} (\zeta_i^2 - \zeta_j^2)^2$$

$$\times \frac{\mathcal{Z}_2\left(\left\{\sqrt{\mu_i^2 + \zeta_k^2}\right\}, \sqrt{\zeta_k^2 - \zeta_1^2}, \sqrt{\zeta_k^2 - \zeta_1^2}, \dots, \sqrt{\zeta_k^2 - \zeta_{k-1}^2}, \sqrt{\zeta_k^2 - \zeta_{k-1}^2}\right)}{\mathcal{Z}_0(\{\mu\})}. \quad (2)$$

The fact that in particular the smallest (non-zero) Dirac operator eigenvalue has a distribution determined entirely in terms of the effective partition function was noted earlier [19], but the present most general expression is actually more compact. The proportionality factor  $C$  depends on the chosen normalization of the partition functions. We choose a normalization in which [20, 4]

$$\mathcal{Z}_\nu(\{\mu\}) = \det A(\{\mu\}) / \Delta(\mu^2), \quad (3)$$

where the determinant is taken over the  $N_f \times N_f$  matrix

$$A(\{\mu\}) = \mu_i^{j-1} I_{\nu+j-1}(\mu_i), \quad (4)$$

and

$$\Delta(\mu^2) = \prod_{i>j}^{N_f} (\mu_i^2 - \mu_j^2). \quad (5)$$

With this convention the normalization factor is  $C = 1/2$  for all values of  $k$ ,  $N_f$  and  $\nu$ .

For the purpose of comparing with lattice gauge theory data, a more convenient quantity to focus on is the probability distribution of the  $k$ th smallest Dirac operator eigenvalue [17]. One gets it from the joint probability distribution by integrating out the previous  $k-1$  smaller eigenvalues:

$$p_k(\zeta; \{\mu\}) = \int_0^\zeta d\zeta_1 \int_{\zeta_1}^\zeta d\zeta_2 \cdots \int_{\zeta_{k-2}}^\zeta d\zeta_{k-1} \omega_k(\zeta_1, \dots, \zeta_{k-1}, \zeta; \{\mu\})$$

$$= \frac{1}{(k-1)!} \int_0^\zeta d\zeta_1 \int_0^\zeta d\zeta_2 \cdots \int_0^\zeta d\zeta_{k-1} \omega_k(\zeta_1, \dots, \zeta_{k-1}, \zeta; \{\mu\}). \quad (6)$$

The individual eigenvalue distributions by definition sum up to the microscopic spectral density  $\rho_S(\zeta; \{\mu\})$ :

$$\rho_S(\zeta; \{\mu\}) = \sum_{k=1}^{\infty} p_k(\zeta; \{\mu\}). \quad (7)$$

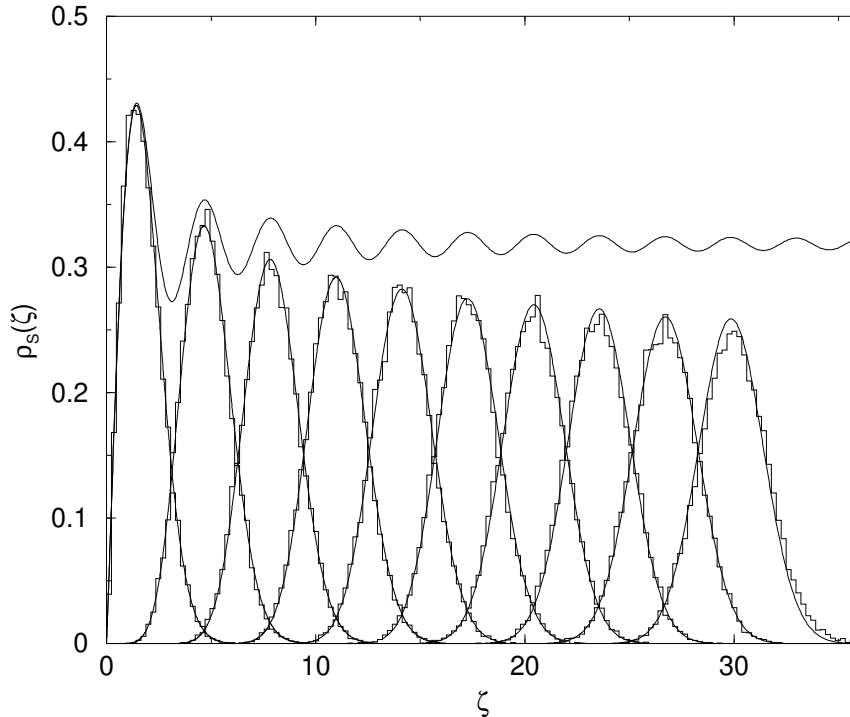


Figure 1: Simulation data of the 10 lowest quenched Dirac operator eigenvalues compared with the analytic predictions for the individual eigenvalues. The data were obtained on an  $8^4$  lattice at  $\beta = 5.1$ .

But a much simpler way to get the microscopic spectral density is by direct evaluation. As we will in addition be interested in the case of dynamical fermions with non-zero quark masses  $\mu_i$ , we need the microscopic spectral density for the general massive case of this universality class [21, 22, 23]. Also this quantity can most simply be expressed in terms of the finite-volume partition functions [4]:

$$\rho_S(\zeta; \{\mu\}) = (-1)^\nu |\zeta| \prod_{j=1}^{N_f} (\zeta^2 + \mu_j^2) \frac{\mathcal{Z}_\nu(\{\mu\}, i\zeta, i\zeta)}{\mathcal{Z}_\nu(\{\mu\})}, \quad (8)$$

using the same normalization convention as above. This spectral density is “double-microscopic” in the sense that both eigenvalues  $\lambda$  and masses  $m_j$  have been rescaled according to  $\zeta = \lambda \Sigma V$  and  $\mu_j = m_j \Sigma V$ . As the rescaled masses  $\mu_j$  are sent to infinity, one obtains a series of decoupling relations where the corresponding quark flavors become effectively quenched [22]. Because we precisely want to see the effects of having dynamical fermions, it is thus important to keep the rescaled masses  $\mu_i$  on roughly the same scale as the eigenvalues, or smaller.

We begin by comparing *quenched* lattice gauge theory data with the predictions for the individual eigenvalue distributions. We have here large statistics for the 10 smallest Dirac operator eigenvalues on an  $8^4$  lattice at coupling  $\beta = 5.1$ . These parameters and all others used in this paper are summarized in Table 1. In Fig. 1 we show a comparison of these lattice Monte Carlo results with the formula (6) for  $k = 1 \dots 10$ .  $\Sigma$  was determined from a fit of the distribution of the lowest eigenvalue. The formula (6) obviously gets quite tedious to evaluate by numerical integration for large values of  $k$ . The analytic curves for the distributions of the last couple of eigenvalues have actually not been obtained directly from (6), but rather from the eigenvalue distributions of computer generated random matrices (which obviously amounts to the same). The agreement with our lattice Monte Carlo data is nothing less

$V$	$N_f$	$\beta$	$\Sigma$	$m$	#configs
$4^4$	1	4.6	1.24	0.02	40,600
				0.01	32,650
				0.004	25,800
$4^4$	2	4.2	1.28	0.01	26,040
$6^4$	1	4.7	1.17	0.003	3,370
$8^4$	0	5.1	1.15	-	17,454

Table 1: Simulation parameters. Note that the infinite-volume zero-mass chiral condensate  $\Sigma$  is one single free parameter, depending only on  $\beta$  and  $N_f$ . For the case of  $V = 4^4$  and  $N_f = 1$  there are thus no free parameters at all for two of three simulations with different quark masses.

than spectacular for all the eigenvalues we have available. Eventually, on any given finite lattice,  $1/V$ -corrections will take over, and this very precise agreement with the theoretical predictions will no longer hold. But in the limit  $V \rightarrow \infty$  the agreement should persist for an infinity of smallest Dirac operator eigenvalues  $\lambda_n$ , rescaled so that  $\zeta_n \equiv \lambda_n \Sigma V$  remains finite in the infinite-volume limit. Agreement with these lattice data and the microscopic spectral density has already been presented in Ref. [15], but after just a few oscillations the spectral density quickly becomes an almost constant function, with very little information. For the first time we see here that there is detailed agreement with the analytical predictions for a whole sequence of individual eigenvalues underneath.

We next turn to simulations with dynamical fermions of finite mass. As mentioned above, there has previously been only one Monte Carlo study in this direction [9], for a different gauge group (and hence different universality class)  $SU(2)$ . We shall here provide first results for a study with gauge group  $SU(3)$ , and hence the universality class of continuum QCD. We shall not only compare with the microscopic spectral density, but also focus on individual eigenvalue distributions, just as we did above in the quenched case.

For our dynamical simulations we employed the Hybrid Monte Carlo algorithm with  $N_f = 1$  or 2 species of staggered fermions. In the continuum limit, this would correspond to  $n_f = 4N_f$  continuum fermion flavors. However, in order to have a large physical volume with few lattice sites — our computer resources limit us to the use of systems with  $4^4$  up to  $6^4$  lattice sites and the finite size scaling limit we want to consider requires a large physical volume,  $V \gg m_\pi^{-4}$  — we are forced to work at a large lattice spacing and hence a large gauge coupling. In such a situation the flavor symmetry of the staggered fermions is badly broken, especially in the limit of small masses of interest here. Only the  $N_f^2$  true pseudo-Goldstone pions from the spontaneous breaking of the  $U(N_f) \times U(N_f)$  symmetry to the diagonal  $U(N_f)$  symmetry are light. The flavor symmetry breaking makes the other  $n_f^2 - 1 - N_f^2$  “would-be” pseudo-Goldstone pions much heavier. As far as the infrared limit is concerned, only  $N_f$  flavors contribute. This will be verified by our results presented below.

In Fig. 2 we compare the spectral density of the simulation data for different quark masses.  $\Sigma$  was determined, for each of the three ensembles, from a fit of the distribution of the lowest eigenvalue. The values agreed within errors, and were averaged to obtain the result in Table 1. This agreement is of course as it should be:  $\Sigma$  is the infinite-volume chiral condensate in the chiral limit  $m \rightarrow 0$  (and in particular mass-independent). For each mass we plot the analytical result (8) for that particular mass value (rescaled according to  $\mu = m\Sigma V$ ), and include the curve for the limiting cases of the quenched result corresponding to infinite mass quarks, as well as for one massless quark. We see

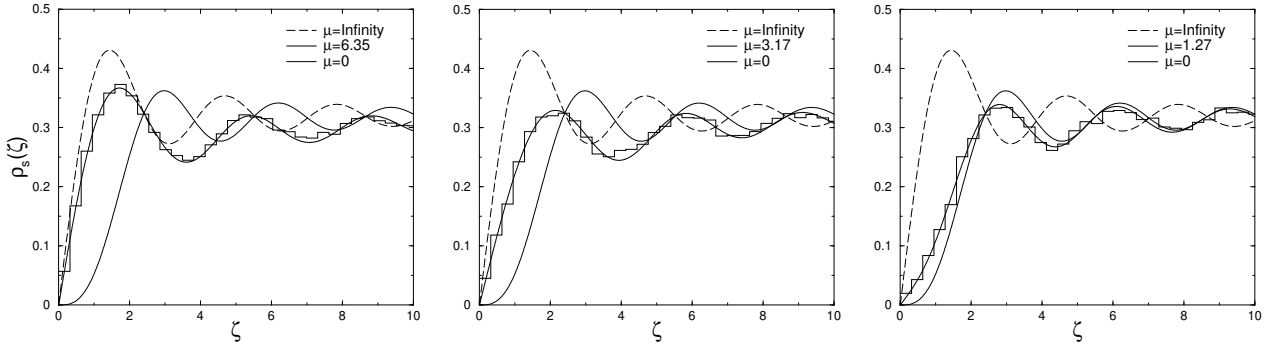


Figure 2: The microscopic spectral density for different quark masses on a  $4^4$  lattice with  $N_f = 1$  at  $\beta = 4.6$ . The three simulation masses  $m = 0.02, 0.01$  and  $0.004$  correspond to  $\mu = 6.35, 3.17$  and  $1.27$ , respectively. Also the curve for one massless flavor and the  $N_f=0$  (quenched) curve, which is equivalent to the limit  $\mu \rightarrow \infty$ , is plotted. There is excellent agreement with the analytical curves corresponding to just the right  $\mu$ -value.

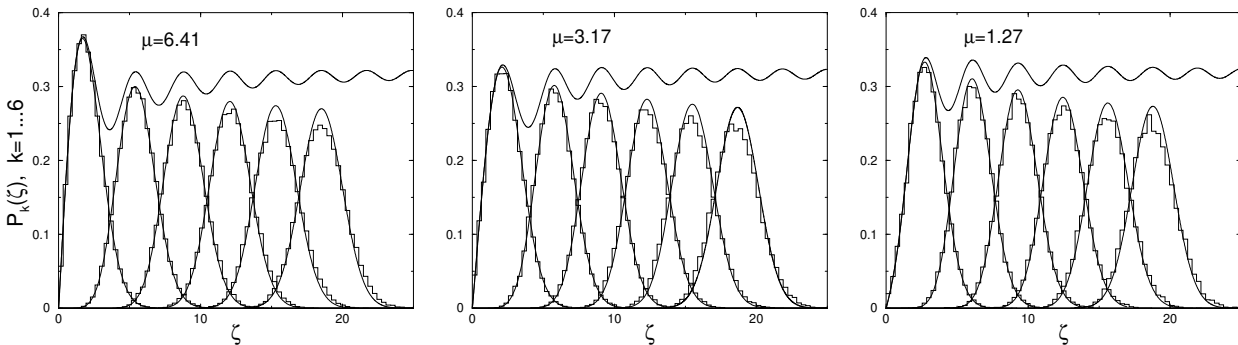


Figure 3: The smallest eigenvalue distributions of the same data as in Fig. 2. Agreement holds also at individual distributions. The sum of the individual eigenvalues, the microscopic spectral density, is shown by the upper curve on all three plots.

that the data beautifully interpolate between the two limits and follow the analytical curve almost perfectly. Looking at the individual eigenvalue distributions in Fig. 3 we get a better view on how far the agreement goes. It is clear that only the very first eigenvalues match perfectly and that there is a very tiny discrepancy for the last (of the 6) distributions due to the limited volume, but still the agreement is impressive. We did a single run on a larger volume ( $6^4$ ), and indeed the agreement is better, see Fig. 4 **B**. Finally, data from a run corresponding to two flavors of quarks are presented in Fig. 4 **A**, with the same degree of agreement.

To conclude, we have found very precise agreement with the analytical predictions for the distributions of Dirac operator eigenvalues in the microscopic finite-volume scaling region. This is seen in both quenched and unquenched simulations, and for the first time there are now high-statistics comparisons between the analytical predictions for the Dirac operator spectrum of *massive* quarks and lattice Monte Carlo data. Our Monte Carlo calculations have been restricted to staggered fermions, which are insensitive to gauge field topology at the couplings considered here. We have thus compared with analytical predictions for the topological sector of charge  $\nu = 0$ . Perhaps the biggest surprise is that the previously seen agreement with analytical predictions for the summed-up spectral density holds at

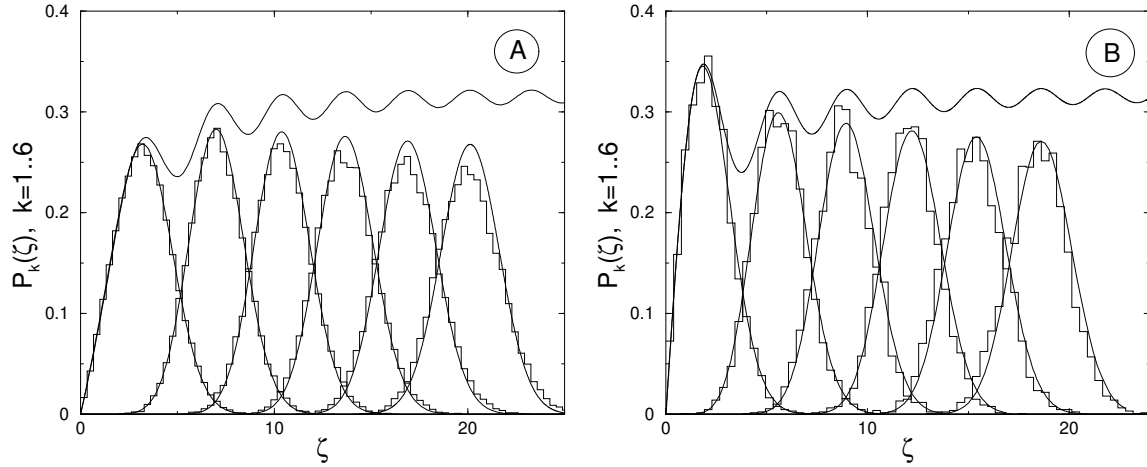


Figure 4: The smallest eigenvalue distributions for **(A)** the  $N_f = 2$  theory with degenerate masses on a  $4^4$  lattice, and **(B)** the  $N_f = 1$  theory on a  $6^4$  lattice. Gauge couplings as shown in Table 1. Again the spectral density corresponding to these  $N_f$  and  $\mu$  parameters are shown as the upper curves.

a much more detailed level underneath. The individual smallest Dirac operator eigenvalues are really completely locked up by gauge field topology, and, away from the exact zero modes, by the coset  $G/H$  of spontaneous chiral symmetry breaking.

**ACKNOWLEDGMENTS:** The work of P.H.D. and K.R. has been partially supported by EU TMR grant no. ERBFMRXCT97-0122, and the work of U.M.H. has been supported in part by DOE contracts DE-FG05-96ER40979 and DE-FG02-97ER41022. P.H.D. and U.M.H. also acknowledge the financial support of NATO Science Collaborative Research Grant no. CRG 971487.

## References

- [1] H. Leutwyler and A. Smilga, Phys. Rev. **D46** (1992) 5607.
- [2] E.V. Shuryak and J.J.M. Verbaarschot, Nucl. Phys. **A560** (1993) 306.  
J.J.M. Verbaarschot and I. Zahed, Phys. Rev. Lett. **70** (1993) 3852.  
J.J.M. Verbaarschot, Phys. Lett. **B329** (1994) 351; Nucl. Phys. **B426** (1994) 559; Phys. Rev. Lett. **72** (1994) 2531.
- [3] G. Akemann, P.H. Damgaard, U. Magnea and S. Nishigaki, Nucl. Phys. **B487** (1997) 721.  
M.K. Şener and J.J.M. Verbaarschot, Phys. Rev. Lett. **81** (1998) 248.  
B. Klein and J.J.M. Verbaarschot, hep-th/0004119.
- [4] P.H. Damgaard, Phys. Lett. **B424** (1998) 322.  
G. Akemann and P.H. Damgaard, Nucl. Phys. **B519** (1998) 682; Phys. Lett. **B432** (1998) 390; Nucl. Phys. **B576** (2000) 597.

- [5] J.C. Osborn, D. Toublan and J.J.M. Verbaarschot, Nucl. Phys. **B540** (1998) 317.  
P.H. Damgaard, J.C. Osborn, D. Toublan and J.J.M. Verbaarschot, Nucl. Phys. **B547** (1999) 305.  
D. Toublan and J.J.M. Verbaarschot, Nucl. Phys. **B560** (1999) 259
- [6] P.H. Damgaard and K. Splittorff, Nucl. Phys. **B572** (2000) 478.  
P.H. Damgaard, Phys. Lett. **B476** (2000) 465.
- [7] D. Dalmazi and J.J.M. Verbaarschot, hep-th/0005229.
- [8] M.E. Berbenni-Bitsch, S. Meyer, A. Schäfer, J.J.M. Verbaarschot and T. Wettig, Phys. Rev. Lett. **80** (1998) 1146.
- [9] M.E. Berbenni-Bitsch, S. Meyer, T. Wettig, Phys. Rev. **D58** (1998) 071502.
- [10] P.H. Damgaard, U.M. Heller and A. Krasnitz, Phys. Lett. **B445** (1999) 366.  
M. Göckeler, H. Hehl, P.E.L. Rakow, A. Schäfer and T. Wettig, Phys. Rev. **D59** (1999) 094503.
- [11] R.G. Edwards, U.M. Heller and R. Narayanan, Phys. Rev. **D60** (1999) 077502.
- [12] R.G. Edwards, U.M. Heller, J. Kiskis and R. Narayanan, Phys. Rev. Lett. **82** (1999) 4188.  
P.H. Damgaard, R.G. Edwards, U.M. Heller and R. Narayanan, Phys. Rev. **D61** (2000) 094503.
- [13] B.A. Berg, H. Markum, R. Pullirsch and T. Wettig, hep-lat/0007009.
- [14] P.H. Damgaard, Nucl. Phys. **B556** (1999) 327.
- [15] P.H. Damgaard, U.M. Heller, R. Niclasen and K. Rummukainen, Phys. Rev. **D61** (2000) 014501.
- [16] F. Farchioni, I. Hip and C.B. Lang, Phys. Lett. **B471** (1999) 58.
- [17] P.H. Damgaard and S.M. Nishigaki, hep-th/0006111.
- [18] G. Akemann and E. Kanzieper, hep-th/0001188.
- [19] S.M. Nishigaki, P.H. Damgaard and T. Wettig, Phys. Rev. **D58** (1998) 087704.
- [20] R. Brower, P. Rossi and C.-I. Tan, Nucl. Phys. **B190** (1981) 699.  
A.D. Jackson, M.K. Şener, and J.J.M. Verbaarschot, Phys. Lett. **B387**, 355 (1996).
- [21] J. Jurkiewicz, M.A. Nowak and I. Zahed, Nucl. Phys. **B478** (1996) 605; (**E:**) **B513** (1998) 759.
- [22] P.H. Damgaard and S.M. Nishigaki, Nucl. Phys. **B518** (1998) 495.
- [23] T. Wilke, T. Guhr and T. Wettig, Phys. Rev. **D57** (1998) 6486.