

HERA-B: Physics Potential and ProspectsA. J. Schwartz ¹*University of Cincinnati, Cincinnati, Ohio 45221***Abstract**

HERA-B is a hadroproduction experiment located at DESY in Hamburg, Germany. The experiment produces B mesons and baryons by inserting thin wire targets into the halo of the proton beam circulating in the HERA storage ring. The B decays are studied to search for evidence of CP violation and constrain the angle β and possibly γ and α of the CKM unitarity triangle. The experiment also produces B_s mesons; these decays are studied to measure or constrain the mass difference Δm_s and width difference $\Delta\Gamma_s$ between the two B_s^0/\bar{B}_s^0 mass eigenstates. Finally, the large number of B 's produced allows *HERA-B* to search for rare and forbidden decays such as $B \rightarrow K^{(*)} \ell_1^+ \ell_2^-$. The experiment is scheduled to begin running in early 2000.

¹schwartz@physics.uc.edu

1 Introduction

HERA-B is a hadroproduction experiment that produces b mesons and baryons by colliding protons circulating in the HERA proton storage ring with fixed wire targets. The nominal interaction rate is 40 MHz. Downstream of the targets are the following detectors: a silicon-strip vertex detector used to reconstruct decay vertices; a large-aperture (250×160 mrad²) dipole magnet and thirteen drift chamber stations used to measure momentum; a Ring-Imaging Čerenkov counter (RICH) used to identify pions, kaons, and protons; an electromagnetic calorimeter used to measure electron and photon energies; and a set of gas ionization chambers interleaved with iron plates used to identify muons. More details about these detectors can be found in the *HERA-B* Technical Design Report [1].

Two main triggers are used for the experiment: a dilepton trigger and a high- p_T trigger. The former identifies electron and muon pairs based on hits in the electromagnetic calorimeter or muon chambers. The hit positions are used as seeds for a Kalman-filter tracking algorithm which searches regions in wire tracking chambers for corresponding hits. When hits in several successive chambers are found, a track is reconstructed. For events with two or more tracks, the invariant mass of all opposite-sign track pairs ($m_{\ell^+\ell^-}$) is calculated and events with $m_{\ell^+\ell^-}$ above a threshold are passed. The threshold is chosen to efficiently select $J/\psi \rightarrow \ell^+\ell^-$ decays. The high- p_T trigger works in the same manner except that hits in a set of pad chambers located within the magnet determine the track seeds used by the Kalman filter. The hit patterns that initiate a trigger correspond to tracks that have high transverse momentum (p_T) with respect to the beam. The mass threshold used for the high- p_T trigger is chosen to efficiently select $B^0 \rightarrow \pi^+\pi^-$, $B^0 \rightarrow K^+\pi^-$, and $B_s^0 \rightarrow K^+K^-$ decays.²

Events that pass either the dilepton or high- p_T trigger are input to a second-level trigger running in a “farm” of dedicated processors. This trigger projects the two dilepton or high- p_T tracks into the silicon vertex detector, finds corresponding hits on silicon strips, and uses these hits to reconstruct silicon-based tracks. These silicon tracks are well-measured and are required to form a vertex some distance downstream of the nearest target wire.

To measure CP violation, *HERA-B* measures the proper time distributions $d\Gamma(B^0 \rightarrow f)/dt$ and $d\bar{\Gamma}(\bar{B}^0 \rightarrow \bar{f})/dt$ and constructs the asymmetry parameter $\mathcal{A}_{CP}(t) = (d\Gamma/dt - d\bar{\Gamma}/dt)/(d\Gamma/dt + d\bar{\Gamma}/dt)$. For the final state

²Charge-conjugate modes are included unless otherwise noted.

$J/\psi K_S^0$,

$$\mathcal{A}_{CP}(t) = -D_T D_M \sin(2\beta) \sin(xt) , \quad (1)$$

where D_T is a ‘‘dilution’’ factor arising from mistagging the B^0 or \bar{B}^0 flavor of the decay, D_M is a dilution factor caused by tagging signatures from neutral B mesons which oscillate before they decay, β is the interior angle of the CKM unitarity triangle, x is the B^0 - \bar{B}^0 mixing parameter $\Delta m/\Gamma$, and t is the decay time in units of B lifetime. Alternatively, *HERA-B* can count the total number of decays (corrected for acceptance) and construct the ratio of partial widths $\mathcal{A}_{CP} = (\Gamma - \bar{\Gamma})/(\Gamma + \bar{\Gamma})$. This quantity equals $-D_T D_M \sin(2\beta) \xi(t_0)$, where $\xi(t) = [\sin(xt) + x \cos(xt)]/(1 + x^2)$ and t_0 is the minimum value of decay time that a decay vertex must satisfy. Such a requirement is necessary to sufficiently reduce backgrounds.

The proton interactions at *HERA-B* lead to a production asymmetry between B^0 and \bar{B}^0 of a few percent; this must be measured and corrected for in order to detect a CP asymmetry. The correction is made by constructing the ratios

$$R = \left(\frac{N_{B \rightarrow f}}{\varepsilon_f} \right) \left(\frac{\varepsilon_n}{N_{B \rightarrow n}} \right) \quad \text{and} \quad \bar{R} = \left(\frac{N_{\bar{B} \rightarrow \bar{f}}}{\varepsilon_{\bar{f}}} \right) \left(\frac{\varepsilon_{\bar{n}}}{N_{\bar{B} \rightarrow \bar{n}}} \right) ,$$

where $N_{B \rightarrow n}$ and $N_{\bar{B} \rightarrow \bar{n}}$ are the numbers of B^0 and \bar{B}^0 decays to a (copious) channel *not* exhibiting CP violation, e.g., $B^0 \rightarrow J/\psi K^{*0} \rightarrow \ell^+ \ell^- K^+ \pi^-$. The ratio $(R - \bar{R})/(R + \bar{R})$ then equals $(\Gamma - \bar{\Gamma})/(\Gamma + \bar{\Gamma})$.

For $N_{B \rightarrow n} \gg N_{B \rightarrow f}$, the uncertainty on $\sin(2\beta)$ is:

$$\Delta \sin(2\beta) \approx \frac{1}{\xi(t_0) D_M D_T} \frac{1}{\sqrt{\varepsilon_{\text{tag}} N_B}} \sqrt{\frac{S+B}{S}} , \quad (2)$$

where N_B is the number of $B^0 \rightarrow J/\psi K_S^0$ candidates, S is the number of true signal events, B is the number of background events, and ε_{tag} is the tagging efficiency. The factor $D_T \sqrt{\varepsilon_{\text{tag}}}$ indicates the performance of the tagging method. There are four methods to be used in *HERA-B* to tag the flavor of the decaying B^0 or \bar{B}^0 :

1. the charge of a lepton with $p(p_T) > 5$ (0.8) GeV/ c that originates from the semileptonic decay of the other b hadron in the event;
2. the charge of a kaon with $5 < p < 50$ GeV/ c that originates from the $b \rightarrow D \rightarrow K^\pm$ decay of the other b hadron in the event;

3. the “jet charge” defined by:

$$Q_{\text{jet}} = \sum_i q_i |\vec{\mathbf{p}}_i \cdot \hat{\mathbf{a}}| / \sum_i |\vec{\mathbf{p}}_i \cdot \hat{\mathbf{a}}| , \quad (3)$$

where $\hat{\mathbf{a}}$ is the direction vector of the B candidate as defined by the positions of the interaction and decay vertices, and i runs over all tracks in the decay vertex;

4. the “same-side” tag, which is the charge of a track within a small η - ϕ cone around the B^0 momentum vector which has minimum p_T relative to the combined ($B^0 + \text{track}$) momentum vector.

The first three methods have been studied extensively using a Monte Carlo simulation, and their expected efficiencies, dilution factors, and overall factors $D_M D_T \sqrt{\epsilon_{\text{tag}}}$ are listed in Table 1.

Method	ϵ_{tag}	$D_M D_T$	$D_M D_T \sqrt{\epsilon_{\text{tag}}}$
$p_\ell (p_T) > 5 (0.8) \text{ GeV}/c$	0.15	0.53	0.20
$5 < p_K < 50 \text{ GeV}/c$	0.48	0.29	0.20
$\sum_i q_i \vec{\mathbf{p}}_i \cdot \hat{\mathbf{a}} / \sum_i \vec{\mathbf{p}}_i \cdot \hat{\mathbf{a}} $	0.99	0.12	0.12
All combined:			0.29

Table 1: The expected efficiencies, dilution factors $D_M D_T$, and overall factors $D_M D_T \sqrt{\epsilon_{\text{tag}}}$ for three tagging methods to be used in *HERA-B*.

2 Measurement of $\sin(2\beta)$ and $\sin(2\alpha)$

To estimate the precision with which *HERA-B* can measure $\sin(2\beta)$ using $B^0 \rightarrow J/\psi K_S^0$ decays, we insert values for all parameters into Eq. (2). These values are listed in Table 2; the resultant uncertainty is $\Delta \sin(2\beta) = 0.17$ in one year of running. The precision with which *HERA-B* can measure $\sin(2\alpha)$ using $B^0 \rightarrow \pi^+ \pi^-$ decays is also estimated using Eq. (2); inserting values for the parameters (see Table 3) gives $\Delta \sin(2\alpha) = 0.36$ in three years of running. This estimate does not include theoretical uncertainty, which

is discussed below. The branching fraction for $B^0 \rightarrow \pi^+\pi^-$ is taken to be 0.47×10^{-5} [2], and the signal-to-background ratio is taken to be one. Both estimates above include a lifetime cut on the decay vertex of $0.5\tau_B$, which is approximately 10 times the expected resolution in the vertex z position. The precision obtained for $\sin(2\beta)$ would be a significant improvement over the current result from CDF [3]; the precision obtained for $\sin(2\alpha)$ would constrain this parameter to a range much smaller than that allowed by current data [4].

$\sigma_{b\bar{b}}$	12 nb
σ_{inel}	13 mb
$\sigma_{b\bar{b}}/\sigma_{inel}$	$9.2 \cdot 10^{-7}$
interaction rate	40 MHz
$b\bar{b}$ rate	37 Hz
fraction reconstructed as $B^0 \rightarrow J/\psi K_S^0$ (for $f(b\bar{b} \rightarrow B^0 X) \simeq 0.7$)	$3.8 \cdot 10^{-6}$
reconstructed $B^0 \rightarrow J/\psi K_S^0$ per 10^7 s	1400
statistical factor $1/\xi(\tau_B)$	1.5
$\langle 1/D_M \rangle$ mixing of tagging B	1.2
$\ell + K + \sum q_i$ tagging factor $(D_T \sqrt{\epsilon_{tag}})^{-1}$	3.5
$\Delta \sin(2\beta)$ after 10^7 s	0.17

Table 2: The expected uncertainty in $\sin(2\beta)$ after one year of running.

In addition to $B^0 \rightarrow J/\psi K_S^0$ and $B^0 \rightarrow \pi^+\pi^-$ decays, there are other modes which provide sensitivity to $\sin(2\beta)$ and $\sin(2\alpha)$. These are summarized in Tables 4 and 5. Each table has six columns: the left-most column lists the decay mode of interest; the second column lists the branching fraction for the decay as either measured from data or estimated in Ref. [5]. The third column lists the number of $B + \bar{B}$ decays reconstructed per year. This number is obtained by multiplying the branching fraction by the $b\bar{b}$ production rate, the fraction of $b\bar{b}$ pairs which yield a B meson, the factor 10^7 seconds of running per year, and the estimated *HERA-B* trigger and reconstruction efficiencies. The fourth column lists the first-level trigger which accepts the decay. The fifth column lists the number of vertices arising from the decay chain and the number of kinematic constraints that can be used to reject background. The sixth column shows a sketch of the decay topology.

$\sigma_{b\bar{b}}$	12 nb
σ_{inel}	13 mb
$\sigma_{b\bar{b}}/\sigma_{inel}$	$9.2 \cdot 10^{-7}$
interaction rate	40 MHz
$b\bar{b}$ rate	37 Hz
fraction reconstructed as $B^0 \rightarrow \pi^+\pi^-$ (for $f(b\bar{b} \rightarrow B^0 X) \simeq 0.7$ and $B_{B \rightarrow \pi\pi} = 0.47 \times 10^{-5}$)	$5.6 \cdot 10^{-7}$
$B^0 \rightarrow \pi^+\pi^-$ decays per 10^7 s	210
statistical factor $1/\xi(\tau_B)$	1.5
$\langle 1/D_M \rangle$ mixing of tagging B	1.2
$\ell + K + \sum q_i$ tagging factor $(D_T \sqrt{\epsilon_{tag}})^{-1}$	3.5
$\Delta \sin(2\alpha)$ after 3×10^7 s (assuming $S/B \approx 1$)	0.25 (0.36)

Table 3: The expected uncertainty in $\sin(2\alpha)$ after three years of running. For simplicity, we assume the ratio of penguin amplitude to tree amplitude to be very small.

These last two columns indicate the level of background suppression one expects for the decay mode: two or more decay vertices and a large number of kinematic constraints should provide substantial background suppression.

Experimentally, the modes listed in Table 4 are very promising: all have two decay vertices and at least five kinematic constraints. The branching fractions are substantial and indicate that *HERA-B* should reconstruct > 3000 of these decays per year. Theoretically, the decays provide a clean measurement of $\sin(2\beta)$: the dominant amplitudes have a single weak phase ($\text{Arg } V_{cs}^* V_{cb}$), and thus *direct CP* violation is negligible and Eq. (1) has negligible theoretical uncertainty.

The decay modes listed in Table 5 are more challenging: they have only one decay vertex and fewer kinematic constraints. Theoretically, the amplitudes may receive significant contributions from penguin diagrams which have a different weak phase from that of the tree diagram ($\text{Arg } V_{cd}^* V_{cb}$); in this case Eq. (1) also has a $\cos(xt)$ dependence and, in addition, the measured value of α is shifted from the true value by an amount which depends on the unknown ratio of the penguin amplitude to the tree amplitude. This shift can be determined via an isospin analysis [6], but such an analysis requires measuring small branching fractions of difficult-to-reconstruct decay

modes such as $B^+ \rightarrow \pi^+\pi^0$ and $B^0 \rightarrow \pi^0\pi^0$. Another method [7] to determine α in the presence of penguins uses $SU(3)$ flavor symmetry and the decays $B^0 \rightarrow \pi^+\pi^-$, $B^0 \rightarrow K^+\pi^-$, and $B^+ \rightarrow \pi^+K^0$. Although the last decay will not be measured in *HERA-B* (it is not selected by the trigger), only the branching fraction is needed and this is expected to be well-measured at CLEO III [8], *BaBar* [5, 9], and *BELLE* [10]. The three-body decays $B^0 \rightarrow \rho\pi \rightarrow \pi^+\pi^-\pi^0$ can also determine α in the presence of penguins via a Dalitz plot analysis [11]; however, the branching fraction for $B^0 \rightarrow \rho^0\pi^0$ is probably too low for this method to be useful in *HERA-B*. The modes $B^0 \rightarrow \rho\rho$ which have two vector particles in the final state require an angular analysis to extract $\sin(2\alpha)$, and this in turn requires a relatively large event sample.

3 Measurement of $\sin(2\gamma)$

A number of decay modes have been discussed in the literature which provide sensitivity to the angle γ , which is the third angle of the CKM unitarity triangle. Some of these modes are listed in Table 6. The first three were proposed by Gronau and Wyler [12]; by measuring their branching fractions and those of their charge conjugates, one can construct two triangles with a common base. The angle between the sides representing the $B^+ \rightarrow D_{CP}^0 K^+$ and $B^- \rightarrow D_{CP}^0 K^-$ amplitudes is 2γ . Because only tree diagrams contribute to these decays, there is no uncertainty arising from penguin diagrams or final-state rescattering.³ Unfortunately, the expected branching fraction for $B^- \rightarrow \bar{D}^0 K^-$ is too low for *HERA-B* to make a meaningful measurement. The next three modes were proposed by Dunietz [14] and are analogous to the first three but pertain to B^0 decays; their branching fractions are also expected to be too low for *HERA-B*.

The amplitudes for $B^0 \rightarrow K^+\pi^-$ and $\bar{B}^0 \rightarrow K^-\pi^+$ can be used in conjunction with that for $B^+ \rightarrow \pi^+K^0$ (measured at CLEO/*BaBar*/*BELLE*) to construct two more triangles and determine $\sin(2\gamma)$. This method [15] requires estimating a color-allowed tree amplitude, and this introduces theoretical uncertainty. However, the branching fraction for $B^0 \rightarrow K^+\pi^-$ is large enough for *HERA-B* to collect a few hundred events per year, and such a sample could provide a first constraint on this angle. It is estimated [16] that

³However, if the D^0 is detected via a hadronic decay such as $D^0 \rightarrow K^-\pi^+$, there is uncertainty arising from interference with a doubly-Cabibbo-suppressed amplitude such as $\bar{D}^0 \rightarrow K^-\pi^+$ – see Ref. [13].

in one year of running, *HERA-B* could measure a difference in the rates for $B^0 \rightarrow K^+\pi^-$ and $\bar{B}^0 \rightarrow K^-\pi^+$ with a precision $\Delta\mathcal{A}_{CP}/\mathcal{A}_{CP} = 0.08$ (0.16), for a signal-to-background ratio of unity (0.10).

A bound γ_0 of the form $0 < \gamma < \gamma_0$ or $\gamma_0 < \gamma < 180^\circ$ which may have less theoretical uncertainty [17] can be obtained from the inclusive measurement $B(\bar{B}^0 \rightarrow K^-\pi^+ + B^0 \rightarrow K^+\pi^-)$; however, this bound depends on the ratio $B(\bar{B}^0 \rightarrow K^-\pi^+ + B^0 \rightarrow K^+\pi^-)/B(B^+ \rightarrow K^0\pi^+ + B^- \rightarrow \bar{K}^0\pi^-)$ being less than one, which may not be the case (e.g., see Ref. [2]).

The decay $\bar{B}^0 \rightarrow D^{*+}\pi^-$ is also promising, as the branching fraction is substantial and 2000–3000 of these decays should be reconstructed per year. Because the final state is not a CP eigenstate, fitting for the decay time dependence yields $\sin(2\beta + \gamma)$ rather than $\sin(2\gamma)$, which is advantageous if γ is near 90° (as possibly indicated by data from CLEO [2, 18]). This decay proceeds via the $b \rightarrow c\bar{u}d$ transition; because all quark flavors in the final state are different, only tree diagrams contribute and there is no theoretical uncertainty arising from penguin diagrams or final-state rescattering. The ultimate success of this method and the others discussed above depends on as-yet-unknown backgrounds.

4 B_s^0 Physics

In addition to B_d mesons, *HERA-B* also produces B_s mesons; these allow the experiment to measure or constrain parameters of the B_s^0 - \bar{B}_s^0 system. For example, the decays $B_s^0 \rightarrow D_s^-\ell^+\nu_\ell$, $B_s^0 \rightarrow D_s^-\pi^+$, $B_s^0 \rightarrow D_s^-\pi^+\pi^-\pi^+$, $B_s^0 \rightarrow J/\psi\bar{K}^{*0}$, and $B_s^0 \rightarrow K^+K^-$ can be used to measure the mass difference Δm_s or decay width difference $\Delta\Gamma_s$ between the two B_s^0/\bar{B}_s^0 mass eigenstates. The mode $B_s^0 \rightarrow D_s^-K^+$ (analogous to $\bar{B}^0 \rightarrow D^{*+}\pi^-$, i.e., no penguin contribution) can be used to measure $2\phi_M + \gamma$, where ϕ_M is the B_s^0 - \bar{B}_s^0 mixing phase (expected to be very small). The mode $B_s^0 \rightarrow J/\psi\phi$ should not exhibit CP violation at *HERA-B*'s level of sensitivity [19], and thus observing a CP asymmetry would indicate physics beyond the Standard Model. For all these modes, the number of events *HERA-B* expects to reconstruct per year is listed in Table 7. For most modes, the number of reconstructed events is >100 per year, or >300 events in three years. Unfortunately, the number of reconstructed $B_s^0 \rightarrow D_s^-K^+$ decays is too low for *HERA-B* to constrain $2\phi_M + \gamma$; this sample needs to be large in order to resolve the rapid B_s^0 - \bar{B}_s^0 oscillations.

The “reach” of *HERA-B* for measuring the mass difference Δm_s has been estimated based on the amplitude fit method of Ref. [20]. This reach is taken to be that value of Δm_s in which the quantity S/N (signal to noise ratio) equals 1.645, where S/N is given by:

$$\frac{S}{N} = \sqrt{\frac{n}{2}} f_s (1 - 2\eta) e^{-(\sigma_t \Delta m)^2/2}. \quad (4)$$

In this expression, n is the number of B_s^0 or \bar{B}_s^0 decays reconstructed, f_s is the fraction which are true signal, η is the probability of a mistag, and σ_t is the decay time resolution. Typical values for these parameters are listed in Table 8 and imply that in three years of running, Δm_s could be measured or constrained up to values $> 24 \text{ ps}^{-1}$. This is superior to the current world limit $\Delta m_s > 14.3$ (95% C.L.) [21].

HERA-B can search for CP violation in the B_s^0 system by measuring the decay time distribution of $B_s^0 \rightarrow K^+K^-$ decays and looking for a deviation from an exponential time dependence.⁴ If the time distribution is exponential, then it can be used along with that for $B_s^0 \rightarrow D_s^- \pi^+$ to determine the width difference $\Delta\Gamma_s$ [23]. Since $dN_{KK}/dt \propto e^{-\Gamma_1 t} \doteq e^{-\Gamma_L t}$, and $dN_{D_s\pi}/dt \propto e^{-(\Gamma_1+\Gamma_2)t/2} \cosh(\Delta\Gamma_s/2)t \approx e^{-(\Gamma_1+\Gamma_2)t/2} \doteq e^{-(\Gamma_L+\Gamma_H)t/2}$, $\Gamma_{D_s\pi} - \Gamma_{KK} = (\Gamma_L + \Gamma_H)/2 - \Gamma_L = \Delta\Gamma_s/2$. *HERA-B* expects to reconstruct $\sim 35 B_s^0 \rightarrow K^+K^-$ decays per year, and a preliminary study indicates that such a sample could be sensitive to a difference $\Delta\Gamma_s/\Gamma_s \approx 0.18$. This sensitivity is superior to that of the current measurement from CDF [24].

5 Summary

In summary, the physics potential of *HERA-B* is substantial. We expect the experiment to do well measuring $\sin(2\beta)$, with an expected uncertainty of $\Delta \sin(2\beta) = 0.17$ after one year of running. The experiment can constrain $\sin(2\alpha)$, but this requires a better theoretical understanding of the penguin contribution to this mode. If the penguin contribution were very small, *HERA-B* could obtain $\Delta \sin(2\alpha) \approx 0.36$ after three years of running for a signal-to-background ratio of unity. The experiment can potentially constrain the angle γ via $B^0 \rightarrow K^+\pi^-$ and $\bar{B}^0 \rightarrow D^{*+}\pi^-$ decays; the viability

⁴A non-exponential decay time distribution demonstrates interference between the $B_{s,H}$ and $B_{s,L}$ amplitudes to K^+K^- ; thus there exists an interference term in the rate $|\langle K^+K^-|H|B^0\rangle|^2$ which changes sign under CP . Such a term is CP violating –see e.g., Ref. [22].

of these methods depends on unknown backgrounds. *HERA-B* can constrain Δm_s to be $> 24 \text{ ps}^{-1}$ in three years of running, which is an improvement over the current world limit of $\Delta m_s > 14.3$ (95% C.L.). *HERA-B* will also search for rare and forbidden dilepton decays such as $B \rightarrow K^* \ell^+ \ell^-$, $B_s^0 \rightarrow \phi \ell^+ \ell^-$, and $B \rightarrow K^{(*)} \mu^\pm e^\mp$ [25]. Finally, *HERA-B* may find new phenomena such as measurable CP violation in $B_s^0 \rightarrow J/\psi \phi$ decays.

References

- [1] *HERA-B Technical Design Report*, DESY-PRC 95/01 (1995).
- [2] Y. Kwon *et al.*, “Study of Charmless Hadronic B Decays into the Final States $K\pi$, $\pi\pi$, and KK , with the First Observation of $B \rightarrow \pi^+ \pi^-$ and $B \rightarrow K^0 \pi^0$,” CLEO CONF 99-14, hep-ex/9908039.
- [3] F. Abe *et al.*, Phys. Rev. Lett. 81 (1998) 5513.
- [4] A. Ali and D. London, Eur. Phys. J. C9 (1999) 687.
A. J. Buras, “ CP Violation and Rare Decays of K and B Mesons,” in *Electroweak Physics, Proceedings of the 14th Lake Louise Winter Institute* (World Scientific, Singapore, 2000), hep-ph/9905437.
- [5] *The Babar Physics Book*, P. F. Harrison and H. R. Quinn, Eds., SLAC-R-504 (1998).
- [6] M. Gronau and D. London, Phys. Rev. Lett. 65 (1990) 3381.
- [7] M. Gronau and J. L. Rosner, Phys. Rev. Lett. 76 (1996) 1200.
A. S. Dighe, M. Gronau, and J. L. Rosner, Phys. Rev. D 54 (1996) 3309.
A. S. Dighe and J. L. Rosner, Phys. Rev. D 54 (1996) 4677.
- [8] See <http://www.lns.cornell.edu/public/CLE0/CLE03/CLE03.html>.
- [9] See <http://www.slac.stanford.edu/BFROOT/www/doc/TDR/>.
- [10] See <http://bsunsrv1.kek.jp/bdocs/tdr.html>.
- [11] H. R. Quinn and A. E. Snyder, Phys. Rev. D 48 (1993) 2139.
- [12] M. Gronau and D. Wyler, Phys. Lett. B265 (1991) 172.
- [13] D. Atwood, I. Dunietz, and A. Soni, Phys. Rev. Lett. 78 (1997) 3257.

- [14] I. Dunietz, Phys. Lett. B270 (1991) 75.
- [15] R. Fleischer, Phys. Lett. B365 (1996) 399.
- [16] V. Balagura *et al.*, “The Possibility of Measuring the Angle γ using $B^0 \rightarrow K^+\pi^-$ and $\bar{B}^0 \rightarrow K^-\pi^+$ Decays at *HERA-B*,” ITEP-3-99 (1999).
- [17] R. Fleischer and T. Mannel, Phys. Rev. D 57 (1998) 2752.
- [18] W.-S. Hou, J. G. Smith, and F. Wurthwein, “Determination of the Phase of V_{ub} from Charmless Hadronic B Decay Rates,” NTUHEP-99-25, COLO-HEP-438, LNS-99-290, hep-ex/9910014.
- [19] A. J. Buras, Nucl. Instr. Meth. A 368 (1995) 1.
- [20] H.-G. Moser and A. Roussarie, Nucl. Instr. and Meth. A384 (1997) 491.
- [21] See http://www.cern.ch/LEPBOSC/combined_results/stanford_1999/.
- [22] R. G. Sachs, *The Physics of Time Reversal* (University of Chicago Press, Chicago, 1987), pp. 204–207.
P. K. Kabir, *The CP Puzzle* (Academic Press, New York, 1968), pp. 77–78.
- [23] This technique was first proposed in:
T. Liu, “The $D^0\bar{D}^0$ Mixing Search – Current Status and Future Prospects,” in *Proc. of the Charm 2000 Workshop*, Ed. D. Kaplan and S. Kwan, FERMILAB-Conf-94/190 (1994), hep-ph/9408330.
- [24] F. Abe *et al.*, Phys. Rev. D 59 (1999) 032004.
- [25] For recent theoretical treatments see:
A. Ali *et al.*, “A Comparative Study of the Decays $B \rightarrow (K, K^*)\ell^+\ell^-$ in Standard Model and Supersymmetric Theories,” DESY 99-146 (1999), hep-ph/9910221.
T. M. Aliev, C. S. Kim, and Y. G. Kim, “A Systematic Analysis of the Exclusive $B \rightarrow K^*\ell^+\ell^-$ Decay,” YUMS 99-024 (1999), hep-ph/9910501.



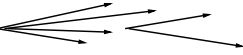
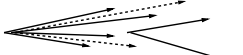

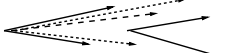
Decay mode	BR ($\times 10^{-5}$)	Rec. Evnts per year	Trigger	Vertices/ Constraints	Topology
$B^0 \rightarrow J/\psi K_S^0$ ($J/\psi \rightarrow \ell^+ \ell^-$) ($K_S^0 \rightarrow \pi^+ \pi^-$)	3.7	1400	$\mu\mu/ee$	2/5	
$B^0 \rightarrow J/\psi K^{*0}$ ($J/\psi \rightarrow \ell^+ \ell^-$) ($K^{*0} \rightarrow K_S^0 \pi^0$)	1.9	700	$\mu\mu/ee$	2/7	
$B^0 \rightarrow \psi' K_S^0$ ($\psi' \rightarrow J/\psi \pi^+ \pi^-$) ($J/\psi \rightarrow \ell^+ \ell^-$)	0.87	330	$\mu\mu/ee$	2/6	
$B^0 \rightarrow \psi' K^{*0}$ ($\psi' \rightarrow J/\psi \pi^+ \pi^-$) ($J/\psi \rightarrow \ell^+ \ell^-$) ($K^{*0} \rightarrow K_S^0 \pi^0$)	0.58	220	$\mu\mu/ee$	2/8	
$B^0 \rightarrow \chi_{c1} K_S^0$ ($\chi_{c1} \rightarrow J/\psi \gamma$) ($J/\psi \rightarrow \ell^+ \ell^-$)	1.1	430	$\mu\mu/ee$	2/6	
$B^0 \rightarrow \chi_{c1} K^{*0}$ ($\chi_{c1} \rightarrow J/\psi \gamma$) ($J/\psi \rightarrow \ell^+ \ell^-$) ($K^{*0} \rightarrow K_S^0 \pi^0$)	0.52	200	$\mu\mu/ee$	2/8	

Table 4: Methods to measure the CKM angle β in *HERA-B*.


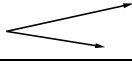
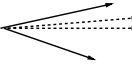
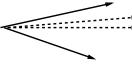
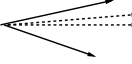
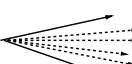

Decay mode	BR ($\times 10^{-5}$)	Rec. Evnts per year	Trigger	Vertices/ Constraints	Topology
$B^0 \rightarrow \pi^+ \pi^-$	0.47	210	high- p_T	1/2	
$B^0 \rightarrow \pi^- K^+$	1.4	260	high- p_T	1/2	
$B^0 \rightarrow \rho^+ \pi^-$	4.4	< 1900	high- p_T	1/4	
$B^0 \rightarrow \rho^- \pi^+$	1.0	< 420	high- p_T	1/4	
$B^0 \rightarrow \rho^0 \pi^0$	0.1	< 42	high- p_T	1/4	
$B^0 \rightarrow \rho^+ \rho^-$	2.9	\ll 1200	high- p_T	1/6	
$B^0 \rightarrow \rho^0 \rho^0$	0.064	\ll 27	high- p_T	1/4	

Table 5: Methods to measure the CKM angle α in *HERA-B*. A “<” sign indicates that the trigger and reconstruction efficiencies assumed are optimistic.

Decay mode	BR ($\times 10^{-5}$)	Rec. Evnts per year	Trigger	Vertices/ Constraints	Topology
$B^- \rightarrow D^0 K^-$ ($D^0 \rightarrow K^- \pi^+$)	1.5	< 650	high- p_T	1/4	
$B^- \rightarrow \bar{D}^0 K^-$ ($\bar{D}^0 \rightarrow K^+ \pi^-$)	0.0077	< 3	high- p_T	1/4	
$B^- \rightarrow D_{CP}^0 K^-$ ($D_{CP}^0 \rightarrow K^+ K^-$) ($D_{CP}^0 \rightarrow \pi^+ \pi^-$)	0.23	< 98	high- p_T	1/4	
$B^0 \rightarrow \bar{D}^0 K^{*0}$ ($\bar{D}^0 \rightarrow K^+ \pi^-$) ($K^{*0} \rightarrow K^+ \pi^-$)	0.023	< 10	high- p_T	2/5	
$B^0 \rightarrow D^0 K^{*0}$ ($D^0 \rightarrow K^- \pi^+$) ($K^{*0} \rightarrow K^+ \pi^-$)	0.0077	< 3	high- p_T	2/5	
$B^0 \rightarrow D_{CP}^0 K^{*0}$ ($D_{CP}^0 \rightarrow K^+ K^-$) ($D_{CP}^0 \rightarrow \pi^+ \pi^-$) ($K^{*0} \rightarrow K^+ \pi^-$)	0.0035	< 1.5	high- p_T	2/5	
$B^0 \rightarrow \pi^\pm K^\mp$	1.4	260	high- p_T	1/2	
$\bar{B}^0 \rightarrow D^{*+} \pi^-$ ($D^{*+} \rightarrow D^0 \pi^+$) ($D^0 \rightarrow K^- \pi^+$)	7.4	< 3100	high- p_T	2/5	
$B_s^0 \rightarrow \rho^0 K_S^0$	0.003	$\ll 1.5$	high- p_T	2/5	

Table 6: Methods to measure the CKM angle γ in *HERA-B*. A “<” sign indicates that the trigger and reconstruction efficiencies assumed are optimistic.

Decay mode	BR ($\times 10^{-5}$)	Rec. Evnts per year	Trigger	Vertices/ Constraints	Topology
$B_s^0 \rightarrow D_s^- \pi^+$ ($D_s^- \rightarrow \phi \pi^-, K^{*0} K^-$) ($\phi \rightarrow K^+ K^-$) ($K^{*0} \rightarrow K^+ \pi^-$)	12	< 280	high- p_T	1/5	
$B_s^0 \rightarrow D_s^- \pi^+ \pi^- \pi^+$	32	< 740	high- p_T	2/5	
$B_s^0 \rightarrow D_s^- \ell^+ \nu_\ell$	320	900	high- p_T	1/4	
$B_s^0 \rightarrow J/\psi \bar{K}^{*0}$ ($J/\psi \rightarrow \ell^+ \ell^-$) ($\bar{K}^{*0} \rightarrow K^- \pi^+$)	0.52	100	$\mu\mu/ee$	1/4	
$\bar{B}_s^0 \rightarrow D_s^- K^+$	0.32	< 7.4	high- p_T	1/5	
$B_s^0 \rightarrow D_s^- K^+$	0.63	< 15	high- p_T	1/5	
$B_s^0 \rightarrow K^+ K^-$	1.5	35	high- p_T	1/2	
$B_s^0 \rightarrow J/\psi \phi$ ($J/\psi \rightarrow \ell^+ \ell^-$) ($\phi \rightarrow K^+ K^-$)	5.5	110	$\mu\mu/ee$	1/4	

Table 7: B_s^0 decay modes to be collected in *HERA-B*. These modes can be used to measure Δm_s and $\Delta \Gamma_s$, to constrain $\sin(2\phi_M + \gamma)$, and to search for new physics. All D_s^- final states are reconstructed via $D_s^- \rightarrow \phi \pi^- \rightarrow K^+ K^- \pi^-$ or $D_s^- \rightarrow K^{*0} K^- \rightarrow K^+ \pi^- K^-$. A “<” sign indicates that the trigger and reconstruction efficiencies assumed are optimistic.

	$D_s^{(*)}\ell^+\nu$	$D_s^-\pi^+$ $D_s^-\pi^+\pi^-\pi^+$	$J/\psi \bar{K}^{*0}$
n (events/yr)	~ 900	~ 400	~ 100
f_s (signal fraction)	0.35	0.6	0.9
η_{mistag} (prob. of mistag)	0.24	0.33	0.33
σ_z (vertex resolution)	600 μm	450 μm	300 μm
σ_t (proper time resolution) ($\langle p_B \rangle \approx 100 \text{ GeV}/c$)	0.11 ps	0.081 ps	0.054 ps
Δm_s reach in one year ($S/N = 1.645$)	12 ps^{-1}	13 ps^{-1}	14 ps^{-1}
Δm_s reach in two years	14	17	21
Δm_s reach in three years	15	18	24
	(World limit: $\Delta m_s > 14.3 @ 95\% \text{ C.L.}$)		

Table 8: Decay modes to be used to measure or constrain the mass difference Δm_s , and the lower limits obtained in one, two, and three years of running.