

CP Violation in B Decays at the Tevatron

I. Joseph Kroll
The University of Pennsylvania
David Rittenhouse Laboratory
209 South 33rd Street
Philadelphia, PA 19104

Abstract

Between 1992 to 1996, the CDF and D0 detectors each collected data samples exceeding 100 pb^{-1} of $p\bar{p}$ collisions at $\sqrt{s} = 1.8 \text{ TeV}$ at the Fermilab Tevatron. These data sets led to a large number of precision measurements of the properties of B hadrons including lifetimes, masses, neutral B meson flavor oscillations, and relative branching fractions, and to the discovery of the B_c meson. Perhaps the most exciting result was the first look at the CP violation parameter $\sin(2\beta)$ using the world's largest sample of fully reconstructed $B^0/\bar{B}^0 \rightarrow J/\psi K_s^0$ decays. A summary of this result is presented here. In the year 2000, the Tevatron will recommence $p\bar{p}$ collisions with an over order of magnitude expected increase in integrated luminosity (1 fb^{-1} per year). The CDF and D0 detectors will have undergone substantial upgrades, particularly in the tracking detectors and the triggers. With these enhancements, the Tevatron B physics program will include precision measurements of $\sin(2\beta)$ and B_s^0 flavor oscillations, as well as studies of rare B decays that are sensitive to new physics. The studies of B_s^0 mesons will be particularly interesting as this physics will be unique to the Tevatron during the first half of the next decade.

1 Introduction

In this paper, we review results on CP violation in B decays from the Fermilab Tevatron and discuss prospects in the near future. The results are based on the analysis of 110 pb^{-1} of $p\bar{p}$ collisions at $\sqrt{s} = 1.8 \text{ TeV}$, collected between August 1992 to February 1996, which we refer to as Tevatron Run I. At present, only the CDF Collaboration has presented results on CP violation in B decays from these data.

The Tevatron will recommence $p\bar{p}$ collisions in the Spring 2000 at $\sqrt{s} = 2.0 \text{ TeV}$. This future data taking period is referred to as Run II. The new crucial accelerator component, the main injector, has been commissioned successfully and will increase the rate of production of antiprotons by a factor of three above previous rates. The expected data rate is 2 fb^{-1} in the first two years of operation. This corresponds to approximately $10^{11} \text{ } b\bar{b}$ pairs per year.

The Tevatron will continue to operate beyond these first two years. Ultimately a data sample of more than 20 fb^{-1} may be collected prior to the turn-on of the LHC. At that time, Fermilab may continue operation of the Tevatron with an experiment dedicated to the study of B physics. The physics motivation and capabilities of such a detector are not discussed here, but an excellent discussion can be found in [1].

As has been discussed in numerous other talks at this conference, the study of B hadron decays plays a unique role in the test of the Standard Model of electroweak interactions and the study of the Cabibbo Kobayashi Maskawa Matrix V_{CKM} . Measurements of the decays of B hadrons determine the magnitudes of five of the nine elements of V_{CKM} as well as the phase.

The unitarity of V_{CKM} leads to nine unitarity relationships, one of which is of particular interest:

$$V_{\text{ud}}V_{\text{ub}}^* + V_{\text{cd}}V_{\text{cb}}^* + V_{\text{td}}V_{\text{tb}}^* = 0. \quad (1)$$

This sum of three complex numbers forms a triangle in the complex plane, commonly referred to as *the* Unitarity Triangle. Measurements of the weak decays of B hadrons and the already known CKM matrix elements determine the magnitudes of the three sides of the Unitarity Triangle, and CP asymmetries in B meson decays determine the three angles. The primary goal of B physics in the next decade is to measure precisely both the sides and angles of this triangle and test consistency within the Standard Model.

We can use several approximations to express Eq. 1 in a more convenient form. The elements $V_{\text{ud}} \simeq 1$ and $V_{\text{cd}} \simeq -\lambda = -\sin \theta_C$, where θ_C is the Cabibbo angle, are well measured. Although the elements V_{tb} and V_{ts} are not well measured, the theoretical expectations are that $V_{\text{tb}} \simeq 1$ and $V_{\text{ts}} \simeq -V_{\text{cb}}^*$. With these assumptions, Eq. 1 becomes

$$\frac{V_{\text{ub}}^*}{\lambda V_{\text{cb}}^*} - 1 - \frac{V_{\text{td}}}{\lambda V_{\text{ts}}} = 0. \quad (2)$$

A pictorial representation of this equation as a triangle in the complex plane is shown in Fig. 1; the vertical axis is the complex axis. In the Wolfenstein approximation [2, 3],

the apex of this triangle is (ρ, η) .

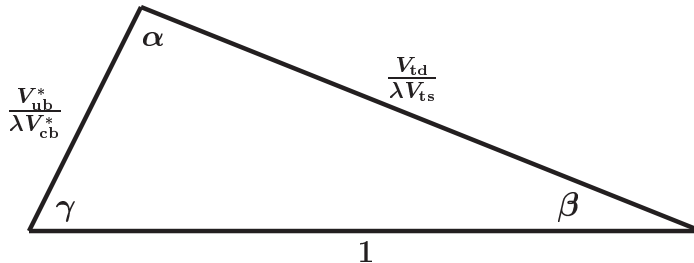


Figure 1: A pictorial representation of the Unitary Triangle in the complex plane. The vertical axis is the complex axis.

The next experimental steps in studying this triangle will be the measurement of the angle β from the asymmetry in the decays $B^0/\bar{B}^0 \rightarrow J/\psi K_S^0$, and the measurement of $|V_{td}/V_{ts}|$ from the ratio of mass differences $\Delta m_d/\Delta m_s$ determined from $B^0 - \bar{B}^0$ and $B_s^0 - \bar{B}_s^0$ flavor oscillations. Since B_s^0 mesons are not produced on the $\Upsilon(4S)$ resonance, the measurement of $B_s^0 - \bar{B}_s^0$ flavor oscillations as well as the study of B_s^0 decays will be unique to experiments operating at hadron machines.

In the B system, the measurements of CP violation that are cleanly related (*i.e.*, without large theoretical uncertainties) to angles in the Unitarity Triangle are from asymmetries in the decays of neutral B mesons to CP eigenstates. The most popular mode is $B^0/\bar{B}^0 \rightarrow J/\psi K_S^0$. It is lucky that at hadron colliders the leptonic decays $J/\psi \rightarrow \mu^+\mu^-$ and $J/\psi \rightarrow e^+e^-$ form the basis of a practical trigger for this decay mode and the means to reconstruct the decay mode with excellent signal to noise.

CP violation is observed as an asymmetry \mathcal{A}_{CP} in decay rates:

$$\mathcal{A}_{CP} = \frac{\frac{dN}{dt}(\bar{B}^0 \rightarrow J/\psi K_S^0) - \frac{dN}{dt}(B^0 \rightarrow J/\psi K_S^0)}{\frac{dN}{dt}(\bar{B}^0 \rightarrow J/\psi K_S^0) + \frac{dN}{dt}(B^0 \rightarrow J/\psi K_S^0)}, \quad (3)$$

where $\frac{dN}{dt}(\bar{B}^0 \rightarrow J/\psi K_S^0)$ is the rate of observed $J/\psi K_S^0$ given the particle produced was a \bar{B}^0 . The asymmetry is produced by the interference of direct decays ($\bar{B}^0 \rightarrow J/\psi K_S^0$) and decays that occur after mixing ($\bar{B}^0 \rightarrow B^0 \rightarrow J/\psi K_S^0$). The asymmetry oscillates as a function of proper decay time t with a frequency Δm_d , and the amplitude of the oscillation is $\sin(2\beta)$:

$$\mathcal{A}_{CP}(t) = \sin(2\beta) \sin(\Delta m_d t). \quad (4)$$

Unlike experiments operating at the $\Upsilon(4S)$, the time integrated asymmetry of Eq. 3 (*i.e.* replace the rates in Eq. 3 with the total observed numbers) does not vanish in hadron collisions:

$$\mathcal{A}_{CP} = \frac{x_d}{1+x_d^2} \sin(2\beta) \approx 0.5 \sin(2\beta), \quad (5)$$

where $x_d = \Delta m_d/\tau(B^0) = 0.732 \pm 0.032$ [3]. The value of x_d falls fortuitously close to 1.0, the value that maximizes the coefficient in front of $\sin(2\beta)$. In contrast, the large value of x_s ($x_s > 14.0$ at 95% C.L. [3]) implies that even if there were large CP violation due to B_s^0 mixing, the asymmetry can not be observed using a time integrated asymmetry.

Even though the time integrated asymmetry can be used to extract $\sin(2\beta)$, it is better to measure the asymmetry as a function of proper decay time (*i.e.* the time dependent asymmetry), if possible. The improvement comes from two sources. First, there is more statistical power in the time dependent asymmetry. Decays at low lifetime exhibit a small asymmetry because there has not been adequate time for mixing to occur to create the interference leading to CP violation. Second, a substantial fraction of the combinatoric background occurs at low values of t , well below the value of t (about 2.2 lifetimes) where $\mathcal{A}_{CP}(t)$ is a maximum.

2 Current Results

So far at the Tevatron, only the CDF experiment has had the capability to measure CP violation in B decays. This will change in Run II, when major upgrades of both the CDF and D0 detector will make both detectors capable of unique and important measurements of B hadron decays.

The features of the Run I CDF detector [4] crucial for B physics included a four-layer silicon microstrip detector, a large volume drift chamber, and excellent electron and muon identification. The silicon microstrip detector provided an impact parameter (d_0) resolution for charged tracks of $\sigma(d_0) = (13 + 40/p_T) \mu\text{m}$, where p_T is the magnitude of the component of the momentum of the track transverse to the beam line in units of GeV/c . This impact parameter resolution made the precise measurement of B hadron proper decay times t possible. The drift chamber was 1.4 m in radius and was immersed in a 1.4 T axial magnetic field. It provided excellent momentum resolution $(\delta p_T/p_T)^2 = (0.0066)^2 \oplus (0.0009 p_T)^2$ (where p_T is in units of GeV/c) and excellent track reconstruction efficiency making it possible to fully reconstruct B hadron decays with excellent mass resolution and high signal to noise. Electron (e) and muon (μ) detectors in the central rapidity region ($|y| < 1$) made it possible to detect (and trigger on) B hadrons using semileptonic decays ($b \rightarrow \ell X, \ell = e, \mu$) or using $B \rightarrow J/\psi X, J/\psi \rightarrow \mu^+ \mu^-$.

The measurement of $\mathcal{A}_{CP}(t)$ of Eq. 3 has three crucial experimental components: (1) reconstructing the decay mode $B^0/\bar{B}^0 \rightarrow J/\psi K_S^0$ with good signal to noise; (2) measuring the proper decay time t ; and (3) determining whether the meson that was produced was a B^0 (*i.e.*, $\bar{b}d$) or a \bar{B}^0 (*i.e.*, $b\bar{d}$). This last component is known as “ b flavor tagging,” and it is the most challenging of the above three requirements. The CDF experiment has demonstrated that the first two are possible by extracting large-statistics, low-background signals of fully reconstructed B decays using $J/\psi \rightarrow \mu^+ \mu^-$ and partially reconstructed semileptonic decays (*e.g.*, $B_s^0 \rightarrow \ell^+ D_s^- X$ and charge con-

jugate). With these signals, CDF has made some of the most precise species specific measurements of B hadron lifetimes [3] to date.

The performance of the b flavor tags may be quantified conveniently by their efficiency ϵ and dilution D . The efficiency is the fraction of B candidates to which the flavor tag can be applied ($0 < \epsilon < 1$). The dilution is related to the probability \mathcal{P} that the tag is correct: $D = 2\mathcal{P} - 1$, so a perfect tag has $D = 1$, and a random tag has $D = 0$.

The experimentally measured amplitude of the asymmetry in Eq. 4 is reduced by the dilution of the tag:

$$\mathcal{A}_{CP}^{\text{meas}}(t) = D \sin(2\beta) \sin(\Delta m_d t). \quad (6)$$

The statistical error on the true asymmetry \mathcal{A} is approximately (for $D^2 \mathcal{A} \ll 1$)

$$\delta \mathcal{A} \approx \sqrt{\frac{1}{\epsilon D^2 N}}, \quad (7)$$

where N is the total number of candidates (signal and background) before applying the flavor tag. The statistical power of the data sample scales with ϵD^2 . At a hadron collider, a flavor tag with $\epsilon D^2 \geq 1\%$ is respectable.

To extract $\sin(2\beta)$ from the measured asymmetry, the value of the dilution of the flavor tag(s) must be determined quantitatively. The most reliable means of determining D is from the data themselves. Measurements of neutral B meson flavor oscillations requires b flavor tagging as well. In this case, the measured asymmetry \mathcal{A}_{mix} is given by

$$\mathcal{A}_{\text{mix}}(t) = \frac{N_{\text{unmixed}}(t) - N_{\text{mixed}}(t)}{N_{\text{unmixed}}(t) + N_{\text{mixed}}(t)} = D \cdot \cos(\Delta m t), \quad (8)$$

where $N_{\text{unmixed}}(t)$ [$N_{\text{mixed}}(t)$] are the number of candidates observed to have decayed with the same [opposite] b flavor as they were produced with. CDF has used measurements of $B^0 - \bar{B}^0$ flavor oscillations to determine D for three different b flavor tagging methods.

The methods of b flavor tagging fall into two categories: (1) opposite-side flavor tags (OST) and (2) same-side flavor tags (SST). The dominant production mechanisms of b quarks in hadron collisions produce $b\bar{b}$ pairs. Opposite-side flavor tags exploit this fact: to identify the production flavor of the B hadron of interest (e.g. the one that eventually leads to a $J/\psi K_S^0$), we identify the flavor of the second B hadron in the event and *infer* the flavor at production of the first B . Since the Run I CDF central drift chamber was fully efficient only for the central rapidity region ($-1 < \eta < 1$, where η is pseudorapidity), full reconstruction of B decays and b flavor tagging were usually restricted to this central region. If a $J/\psi K_S^0$ candidate is detected in this region, then the second B is in this central region as well only about

50% of the time. This means that opposite-side flavor tags at CDF have a maximum efficiency of $\epsilon = 0.5$.

So far, two opposite-side flavor tags have been used: (1) a lepton tag and (2) a jet-charge tag. The lepton tag is based on b semileptonic decay: $b \rightarrow \ell^- X$, but $\bar{b} \rightarrow \ell^+ X$, where $\ell = e, \mu$. The charge of the lepton identifies the flavor of the b . The low semileptonic branching fraction ($\sim 10\%$ per lepton flavor) limits the efficiency of this tag, although the flavor tag dilution is high. Of course leptons can originate from the decays of secondary decay products in B decay, *e.g.* $b \rightarrow c \rightarrow \ell^+ X$, and this will cause the wrong production flavor to be assigned, reducing the dilution. The jet-charge tag is based on the momentum weighted charge average Q_{jet}^b of the charged particles produced in the fragmentation of a b quark and in the subsequent decay of the B hadron. On average, a b quark will produce a jet charge less than zero ($Q_{\text{jet}}^b < 0$), but a \bar{b} quark will produce a jet charge larger than zero ($Q_{\text{jet}}^{\bar{b}} > 0$). The jet-charge tag is more efficient, but has a smaller dilution, than the lepton-tag. The jet-charge tag was especially effective in measurements of neutral B meson flavor oscillations performed at e^+e^- colliders operating on the Z^0 resonance, but it is much more challenging to apply this method in the environment of hadronic collisions. Both the lepton flavor tag and the jet-charge flavor tag were used in a precise measurement of Δm_d [5] by CDF.

The same-side flavor tag exploits the correlation between the b flavor and the charge of the particles produced by the b quark fragmentation, as illustrated in Fig. 2. A π^+ tags a B^0 , but a π^- tags a \bar{B}^0 . If a charged B hadron is produced, the correlation

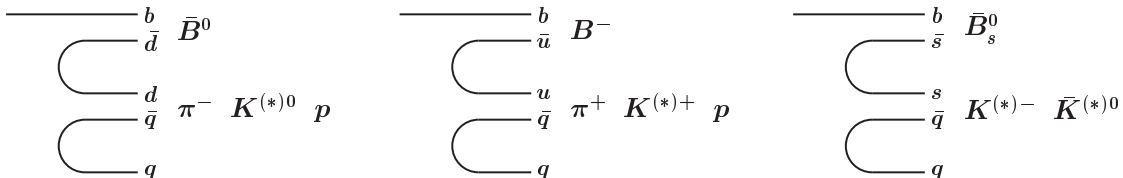


Figure 2: The same-side flavor tag is based on the correlation between b flavor and the charge of particles produced in b quark fragmentation.

between pion charge and b flavor is the *opposite* to the correlation in the case of the B^0 . This has important consequences when utilizing fully reconstructed charged B hadron decays (*e.g.*, $B^\pm \rightarrow J/\psi K^\pm$) to quantify the performance of the SST when applied to B^0 . The idea of the SST was originally proposed by Gronau, Nippe, and Rosner [6]. The decays of P wave B^{**} mesons produce the same b flavor-pion charge correlations. Since the SST is based on particles produced with the B of interest, if this B is in the experimental acceptance, then it is likely that these fragmentation particles are in the acceptance as well. As a result, the efficiency of the SST is potentially larger than the efficiency of the opposite-side tags. The SST was used successfully [7] as a flavor tag in a precise measurement of Δm_d by CDF using approximately 6 000

partially reconstructed semileptonic B^0 decays in the decay modes $B^0 \rightarrow \ell^- D^{(*)+} X$. The mixing signal is shown in Fig. 3. This figure depicts the experimental asymmetry

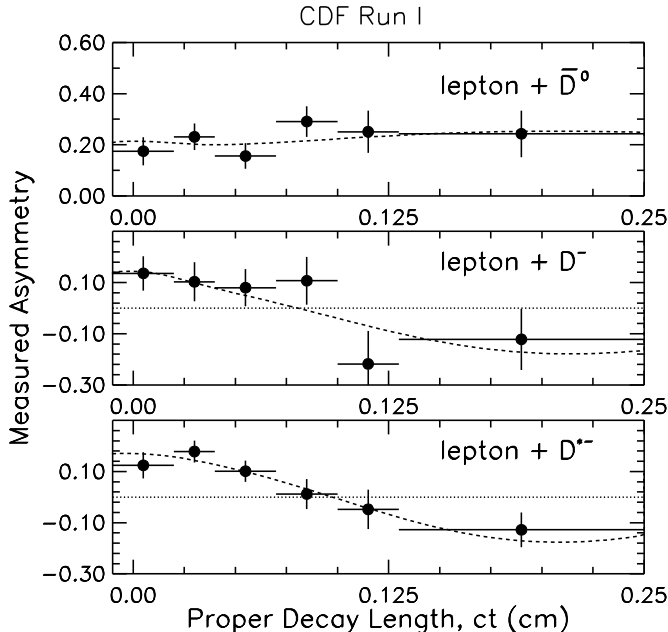


Figure 3: The mixing asymmetry \mathcal{A}_{mix} observed in a sample of partially reconstructed B^+ and B^0 semileptonic decays using a same-side b flavor tag. The plots are described in the text.

described by Eq. 8. The points with error bars are the measured asymmetry plotted as a function of proper decay length ct . The upper plot is for B^+ decays and the lower two plots are for B^0 decays. The dashed curves are the expected asymmetry fit to the data. The two lower curves show the expected $\cos(\Delta m_d t)$ behavior from B^0 mixing. The intercept on the vertical axis at $ct = 0$ is the dilution D_0 , where the subscript indicates this is the dilution for neutral B^0 . Charged B^+ do not oscillate, so the curve in the upper-most plot is a straight line (the small oscillation is due to a $\sim 15\%$ contamination of B^0 in this sample). The intercept determines the dilution D_+ for the same-side tag for B^+ . The charged dilution D_+ is larger than the neutral dilution D_0 . Monte Carlo studies [7] confirm that this is due to charged kaons, which increase D_+ , but decrease D_0 , as illustrated in Fig. 2.

Using this same-side flavor tag, and a signal of $198 \pm 17 B^0/\bar{B}^0 \rightarrow J/\psi K_S^0$ decays, CDF published [8] a first look at $\sin(2\beta)$ from the Run I data. The final state is reconstructed using the decays $J/\psi \rightarrow \mu^+\mu^-$ (this is also the basis of the trigger) and $K_S^0 \rightarrow \pi^+\pi^-$. The measured asymmetry \mathcal{A} as a function of proper decay length ct is shown in Fig. 4. The points with error bars are the experimental asymmetries; the curves are fits of these points to the expected form given in Eq. 6. The resulting amplitude is $D \sin(2\beta) = 0.31 \pm 0.18$ (stat.) ± 0.03 (syst.), where the largest contributions

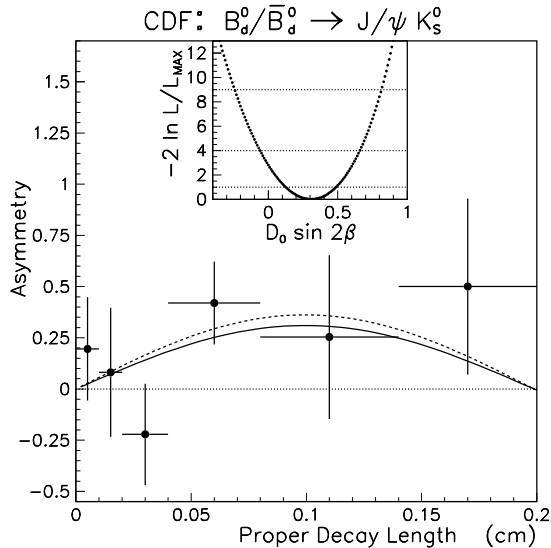


Figure 4: The measured asymmetry $\mathcal{A}_{cp}^{\text{meas}}$ as a function of proper decay length ct for $B^0/\bar{B}^0 \rightarrow J/\psi K_S^0$ decays. The plot is described in the text.

to the systematic error are the error on world average value of Δm_d and the ability to constrain potential detector biases that could produce false asymmetries. If the error on this measurement were small enough to establish that this amplitude is not zero, then this would be sufficient to establish CP violation in the B system. In this case, knowledge of the dilution is necessary only to determine the corresponding value of $\sin(2\beta)$. Using the value of the dilution $D = 0.166 \pm 0.018$ (data) ± 0.013 (Monte Carlo) determined mainly with the B^0 mixing measurement discussed previously, the value of $\sin(2\beta)$ is 1.8 ± 1.1 (stat.) ± 0.3 (syst.). The uncertainty on the dilution is contained in the systematic error on $\sin(2\beta)$. The non-physical value is possible with low statistics; the corresponding limit is $-0.2 < \sin(2\beta)$ at 95% C.L.

As this first result was limited by statistics, the CDF collaboration has continued to analyze the Run I data set with the aim of improving the statistical precision on $\sin(2\beta)$ as much as possible. An updated measurement, which supersedes the published one has been submitted recently for publication [9]. The statistical power of the first published result has been improved in two ways: (1) the signal of $B^0/\bar{B}^0 \rightarrow J/\psi K_S^0$ has been doubled, and (2) two opposite-side flavor tags (lepton tag and jet-charge tag) have been added. The published analysis used only candidates reconstructed in the silicon microstrip detector, to ensure a precise measurement of the B proper decay time t . Due to the large length (r.m.s. of 30 cm) of the distribution of $p\bar{p}$ collisions along the beam line, only about 60% of the interactions are contained the acceptance of the 50 cm long silicon detector. The new analysis adds candidates that are not reconstructed in the silicon microstrip detector. The total signal of

$B^0/\bar{B}^0 \rightarrow J/\psi K_S^0$ is 395 ± 31 . The normalized mass¹ distributions of the candidates reconstructed both inside and outside of the acceptance of the silicon microstrip detector are shown in Fig. 5. The mass resolution is approximately $\sigma_M \sim 10 \text{ MeV}/c^2$. Candidates fully reconstructed in the silicon microstrip detector have a proper decay

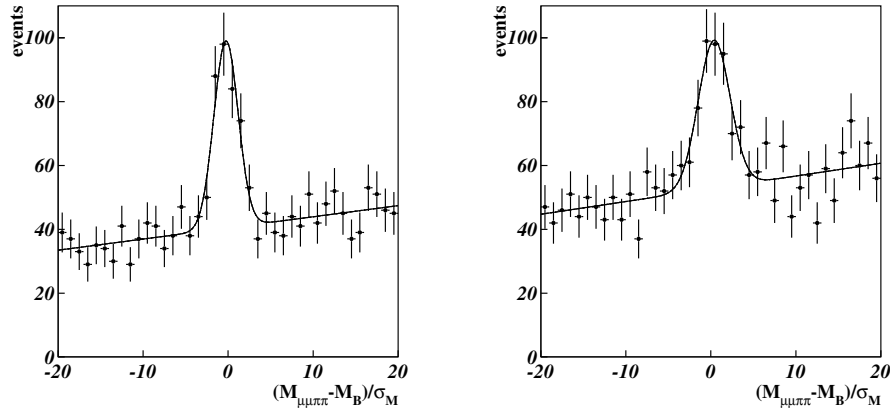


Figure 5: The normalized mass (see text) distribution of $B^0/\bar{B}^0 \rightarrow J/\psi K_S^0$ candidates, where $J/\psi \rightarrow \mu^+\mu^-$ and $K_S^0 \rightarrow \pi^+\pi^-$. The left-hand (right-hand) plot is for candidates contained (not contained) in the silicon microstrip detector.

time resolution of $\sigma_{ct} \approx 60 \mu\text{m}$, where as the candidates not fully contained in this detector have $\sigma_{ct} \sim 300 - 900 \mu\text{m}$.

Three methods of b flavor tagging are applied to this sample: the same-side tag described previously, a lepton tag and a jet-charge tag. The lepton tag is identical to the tag used in a published mixing analysis [5]. The jet-charge tag is based on the jet-charge tag from the published mixing analysis [5], except that the method of associating charged particles to the jet was modified to increase the tag efficiency. Any candidate track for the same-side tag is explicitly removed from the jet-charge determination. If a lepton tag exists, then the jet-charge tag is ignored, since the dilution of the lepton tag is much larger than the dilution of the jet-charge tag. These two requirements reduce the effect of correlations between the tags and simplify the analysis.

The performance of the two opposite-side tags is quantified using a signal of $998 \pm 51 B^\pm \rightarrow J/\psi K^\pm$ decays. This data sample has similar kinematics to the $B^0/\bar{B}^0 \rightarrow J/\psi K_S^0$ sample. As mentioned previously, the same-side tag is expected to perform differently for B^+ than for B^0 , so this fully reconstructed charged B sample cannot be used to quantify the same-side tag. Instead the performance is determined as described in the published analysis [8]. The resulting flavor tag performance is summarized in Table 1. The performances of the individual tags are comparable; the

¹ By normalized mass we mean the difference of the measured mass from the world average B^0 mass divided by the estimated error on the measured mass: $[M(\mu^+\mu^-\pi^+\pi^-) - M(B^0)]/\sigma_M$.

Flavor tag	efficiency (ϵ)	dilution (D)	ϵD^2
Lepton	$(5.6 \pm 1.0)\%$	$(62.5 \pm 14.6)\%$	$(2.2 \pm 1.0)\%$
Jet charge	$(40.2 \pm 2.2)\%$	$(23.5 \pm 6.6)\%$	$(2.2 \pm 1.3)\%$
Same side (in Silicon)	$\sim 70\%$	$(16.6 \pm 2.2)\%$	$(2.1 \pm 0.5)\%$
Same side (not in Silicon)		$(17.4 \pm 3.6)\%$	

Table 1: The performance of the three flavor tags as applied to the $B^0/\bar{B}^0 \rightarrow J/\psi K_S^0$ data sample. For the same-side tag, ϵ and ϵD^2 are for the total data sample (with and without silicon).

combined tagging effectiveness of all three flavor tags is $\epsilon D^2 = (6.3 \pm 1.7)\%$. The efficiency for tagging a $J/\psi K_S^0$ with at least one tag is $\sim 80\%$.

The value of $\sin(2\beta)$ is determined from the data using the method of maximum likelihood. The likelihood probability density includes the possibility of detector biases (*e.g.*, differences in reconstruction efficiency for positive and negative tracks) that may create false asymmetries. There are also terms that account for the behavior of backgrounds to the signal. These backgrounds are dominated by two sources: (1) short-lived prompt background from prompt $p\bar{p} \rightarrow J/\psi + X$ production with a random K_S^0 , and (2) long-lived backgrounds from $B \rightarrow J/\psi + X$ with a random K_S^0 . A plot showing the data and the result of the fit is shown in Fig. 6. The result is $\sin(2\beta) = 0.79_{-0.44}^{+0.41}$, where the error includes contributions from both the statistics and systematic effects (discussed below). The left-hand side of the figure shows the data for which the candidates are contained in the silicon microstrip detector; the points are the data corrected by the dilution so that they represent the true asymmetry (this is in contrast to Fig. 4). The right-hand side of the figure shows the value of $\sin(2\beta)$ for the data not fully contained in the silicon microstrip detector. The two curves are the results of the fit to both the left-hand and right-hand data combined. The amplitude of the solid curve is the value of $\sin(2\beta)$ quoted above. The dashed curve is the same fit except that the value of Δm_d is included as a fit parameter. The result of this fit is $\sin(2\beta) = 0.88_{-0.41}^{+0.44}$ and $\Delta m_d = 0.68 \pm 0.17 \text{ ps}^{-1}$. For comparison, a time-integrated determination of $\sin(2\beta)$ from these same data yields $\sin(2\beta) = 0.71 \pm 0.63$; the resulting error is about 50% larger, which gives an indication of the statistical improvement made possible by making a time-dependent determination of $\sin(2\beta)$.

The statistics of the $J/\psi K_S^0$ sample contribute 0.39 to the total error. The main systematic contribution to the error is 0.16, which comes from the uncertainty in the dilutions of the flavor tags. This uncertainty is due to the limited statistics of the data used to calibrate the performance of the tags. As more data are accumulated in Run II, the sizes of both the $J/\psi K_S^0$ sample and the calibration samples will increase so that the statistics of the signal will continue to dominate the error on $\sin(2\beta)$.

The variation of the negative logarithm of the likelihood with $\sin(2\beta)$ follows a parabola near the minimum, so a confidence limit on $\sin(2\beta)$ may be derived in

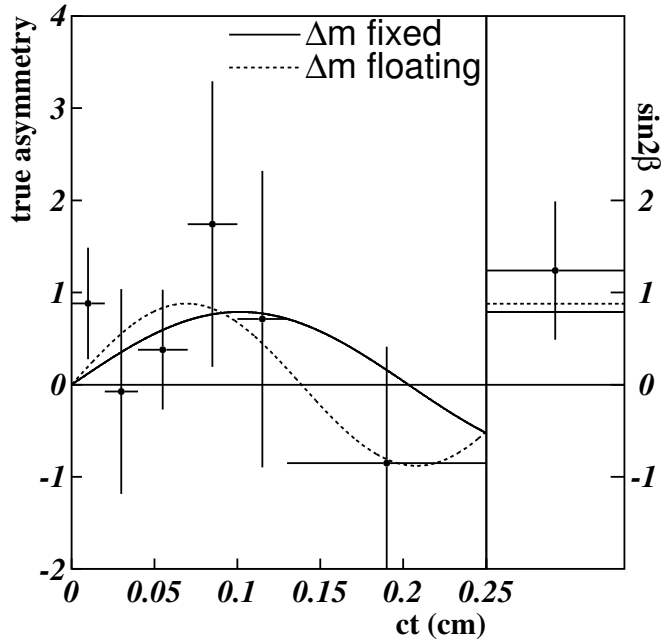


Figure 6: The updated determination of $\sin(2\beta)$. The figure is described in the text.

a straightforward manner. The Bayesian limit is $0 < \sin(2\beta) < 1$ at 95% C.L. If the true value of $\sin(2\beta)$ were zero, then the probability of observing $\sin(2\beta) > 0.79$ is 3.6%. This result is the first compelling evidence that there is CP violation in B hadron decays.

3 Future Expectations

At present, the CDF and D0 experiments are undergoing upgrades to improve the performance of the detectors for the upcoming data taking period that should begin in the year 2000. The new accelerator component, the main injector, will increase the production rate of antiprotons by approximately a factor of three over Run I rates. This increased rate will allow a substantial increase in instantaneous luminosity. The number of proton and antiproton bunches will be increased from six each in Run I, with bunches colliding every $3.5 \mu\text{s}$, to thirty six each in Run II, with bunches colliding every 396 ns. Eventually the machine will incorporate about 100 bunches each with collisions every 132 ns. The term “upgrade” is inappropriate as the changes to the detectors are so substantial that much of the original components will be replaced. For example, both CDF and D0 are replacing their entire charged-particle tracking systems, and D0 is adding a 2 T superconducting solenoid. The electronics for components that were not upgraded have to be replaced to accommodate the shorter

time between bunch crossings. Below we highlight the changes that are crucial for B physics.

At CDF the important changes [10] are to the tracking system, the trigger, and to particle identification capabilities. There will be a new eight layer silicon system that extends from a radius of $r = 1.4$ cm from the beam line to $r = 28$ cm. This system will include $r - \phi$ and $r - z$ information to allow reconstruction in three dimensions. It will cover out to a pseudorapidity of $|\eta| < 2$, which will double the acceptance as compared to the Run I detector. A new central drift chamber has been constructed. The drift cell size has been reduced by a factor of four, and ultimately with use of a fast gas, the drift time will be reduced by a factor of eight from Run I. The goal is to maintain the excellent reconstruction efficiency and momentum resolution of the Run I drift chamber. The trigger system is pipelined to allow “deadtimeless” operation. In particular, fast tracking is now possible at level one, and information from the silicon detectors will be available at level two, making it possible to trigger on the presence of tracks originating from the decay of long-lived B hadrons. This should allow triggering on all hadronic decays of B hadrons such as $B_s^0 \rightarrow \pi^+ D_s^-$, with $D_s^- \rightarrow \phi \pi^-$, which is important for B_s^0 mixing, and $B^0/\bar{B}^0 \rightarrow \pi^+ \pi^-$, which is important for CP violation. Finally a time-of-flight detector will make kaon identification possible in a momentum range that is especially interesting for b flavor identification.

The D0 detector is undergoing an even more radical change [11] than CDF. A superconducting solenoid (2 T) has been installed to allow momentum measurements. The main tracking device will be an eight-layer scintillating fiber detector with full coverage out to $|\eta| < 1.7$. A silicon microstrip tracker will be installed. It will consist of six barrel detectors, each with four layers, with both $r - \phi$ and $r - z$ read out, and sixteen disks extending out to $|z| < 1.2$ m along the beam line. With this new spectrometer and tracking system, D0 will tag B decays using displaced vertices. Finally, with improvements to the muon system and trigger, as well as the existing liquid argon calorimeter, D0 should be competitive with CDF for B physics in Run II.

CDF and D0 will address many important questions in B physics in Run II. Many of the relevant measurements have already been investigated using the Run I data. Among the more important goals are (1) the precise measurement of $|V_{td}/V_{ts}|$ from $B_s^0 - \bar{B}_s^0$ flavor oscillations (\dagger) (or from a measurement of $\Delta\Gamma_s/\Gamma_s$) or from radiative decays, *e. g.*, the rate of $B_s^0 \rightarrow K^{*0}\gamma$ compared to $B_s^0 \rightarrow \phi\gamma$ (\dagger); (2) the observation of CP violation in $B^0/\bar{B}^0 \rightarrow J/\psi K_S^0$ and the precise measurement of $\sin(2\beta)$; (3) the observation of CP violation in $B^0/\bar{B}^0 \rightarrow \pi^+\pi^-$ and a precise measurement of the CP asymmetry, which is related to $\sin(2\alpha)$; (4) the search for large CP violation in $B_s^0/\bar{B}_s^0 \rightarrow J/\psi \phi$ (\dagger); (a large asymmetry would be an unambiguous signal of physics beyond the Standard Model); (5) the observation of decay modes related to angle γ : $B_s^0 \rightarrow D_s^\pm K^\mp$ (\dagger) and $B^+ \rightarrow \bar{D}^0 K^+$; (6) the observation of rare decays such as $B^+ \rightarrow \mu^+ \mu^- K^+$, $B^0 \rightarrow \mu^+ \mu^- K^{*0}$, and $B_s^0 \rightarrow \mu^+ \mu^- \phi$ (\dagger); (7) the study of the B_c^+ meson (\dagger) and b baryons (\dagger). As long as the B factories remain on the $\Upsilon(4S)$ resonance, the topics marked by a dagger (\dagger) will be unique to hadron

colliders.

Many studies of these future topics have been performed. Here we summarize expectations for two more important measurements: (1) $\sin(2\beta)$ and (2) Δm_s . A more complete discussion can be found in [12]. These projections (*e.g.*, flavor tag performance) are based on Run I data from CDF as much as possible, and assume an integrated luminosity of 2 fb^{-1} collected during the first two years of operation. Although the expectations are specific to CDF, similar sensitivity should be possible with the D0 detector.

For the measurement of $\sin(2\beta)$, the signal size should increase to 10 000 $B^0/\bar{B}^0 \rightarrow J/\psi K_S^0$ decays, where $J/\psi \rightarrow \mu^+\mu^-$ and $K_S^0 \rightarrow \pi^+\pi^-$. The b flavor tags will be calibrated with samples of 40 000 $B^+ \rightarrow J/\psi K^+$ (and charge conjugate) decays and 20 000 $B^0 \rightarrow J/\psi K^{*0}$ (and charge conjugate) decays. The expected combined flavor tag effectiveness of the same-side, lepton, and jet-charge tags discussed earlier is $\epsilon D^2 = 6.7\%$. The resulting estimate of the error on $\sin(2\beta)$ is $\delta(\sin(2\beta)) = 0.084$. This uncertainty includes the systematic uncertainties in the dilutions due to the statistics of the calibration samples. The time-of-flight detector will make it possible to use a new opposite-side flavor tag based on kaons: the decays of B hadrons containing \bar{b} (b) quarks usually produce K^+ (K^-). With this additional flavor tag, the total flavor tag effectiveness could increase to $\epsilon D^2 = 9.1\%$ [13].

Based on current experimental measurements and theoretical predictions, it is possible to predict the value of $\sin(2\beta)$. For example, S. Mele [14] predicts $\sin(2\beta) = 0.75 \pm 0.09$ (not including the latest measurement of $\sin(2\beta)$ from CDF). This current projection rivals the expected precision of the measurement in Run II, therefore, to really test our predictions and consistency within the Standard Model, even more precise measurements of $\sin(2\beta)$ will be necessary. This motivates the need for future experiments such as BTeV [1] at the Tevatron.

The other crucial measurement, which is attainable only at hadron colliders, is the measurement of Δm_s . The upgraded CDF trigger will make it possible to trigger on fully reconstructed hadronic B decays. A large sample of 20 000 fully reconstructed B_s^0 decays in the modes $B_s^0 \rightarrow D_s^- \pi^+$, $D_s^- \pi^+ \pi^- \pi^+$, with $D_s^- \rightarrow \phi \pi^-$, $\bar{K}^{*0} K^-$ is expected. The time-of-flight detector will double the expected b flavor tagging efficiency to $\epsilon D^2 = 11.3\%$ by exploiting kaon identification in the same-side tag of B_s^0 mesons (see Fig. 2). The CDF silicon system will have excellent impact parameter resolution, and the expected proper lifetime resolution is 45 fs. With all these improvements combined, a better than five-sigma measurement of Δm_s is possible for $\Delta m_s < 40 \text{ ps}^{-1}$ [13].

4 Summary

In Run I many important measurements of B hadron decay properties were made at the Tevatron, despite severe trigger restrictions. Many of these measurements are similar or better in precision to measurements from e^+e^- colliders; some are unique

to the Tevatron. In particular, a first indication of CP violation in the B system was found yielding $\sin(2\beta) = 0.79^{+0.41}_{-0.44}$.

In Run II, improved detectors will increase the scope of B physics at the Tevatron. The precision on $\sin(2\beta)$ should be competitive (and complementary) with measurements at the B factories. Studies of CP violation in B_s^0 decays and the measurement of Δm_s will be unique to hadron colliders. The Tevatron will play a crucial, unique role in our test of the CKM matrix.

5 Acknowledgements

I would like to thank the organizers of this conference for an enjoyable informative, and well organized meeting. This work is supported by DOE grant number DE-FGO2-95ER40893.

References

- [1] The BTeV Preliminary Technical Design Report, see www-btev.fnal.gov/btev.html.
- [2] L. Wolfenstein, Phys. Rev. Lett. **51**, 1945 (1983).
- [3] C. Caso *et al.*, Eur. Jour. Phys. **C3**, 1 (1998).
- [4] CDF Collaboration, F. Abe *et al.*, Nucl. Instrum. Methods **A271**, 387 (1988);
CDF Collaboration, F. Abe *et al.*, Phys. Rev. **D50** (1994) 2966;
D. Amidei *et al.*, Nucl. Instr. Methods **A350**, 73, (1994);
P. Azzi *et al.*, Nucl. Instr. Methods **A360**, 137 (1995).
- [5] CDF Collaboration, F. Abe *et al.*, hep-ex/9903011, FERMILAB-PUB-99/019-E, accepted by Physical Review D.
- [6] M. Gronau, A. Nippe, and J. Rosner, Phys. Rev. **D47**, 1988 (1993);
M. Gronau and J. Rosner, Phys. Rev. **D49**, 254 (1994).
- [7] CDF Collaboration, F. Abe *et al.*, Phys. Rev. Lett. **80**, 2057 (1998) and
Phys. Rev. **D59**, 032001 (1999).
- [8] CDF Collaboration, F. Abe *et al.*, Phys. Rev. Lett. **81**, 5513 (1998)
- [9] CDF Collaboration, T. Affolder *et al.*, *A measurement of $\sin 2\beta$ from $B \rightarrow J/\psi K_S^0$ with the CDF detector*, FERMILAB-PUB-99/225-E, submitted to Physical Review D.

- [10] CDF II Collaboration, The CDF II Detector Technical Design Report; see also www-cdf.fnal.gov/upgrades/upgrades.html.
- [11] see www-d0.fnal.gov/hardware/upgrade/upgrade.html.
- [12] M. Paulini, Int. J. Mod. Phys. **A14**, 2791 (1999).
- [13] *Proposal for Enhancement of the CDF II Detector an Inner Silicon Layer and Time of Flight Detector (P-909)*, and *Update to Proposal P-909: Physics Performance of the CDF II with an Inner Silicon Layer and a Time of Flight Detector*. Both of these documents may be obtained at www-cdf.fnal.gov/upgrades/upgrades.html.
- [14] S. Mele, Phys. Rev. **D59**,113011 (1999).