

# Charm Photoproduction in ep Collisions at HERA

Yehuda Eisenberg<sup>a\*</sup>

On behalf of the ZEUS Collaboration

<sup>a</sup>Weizmann Institute of Science, Particle Physics Department, Rehovot, ISRAEL  
email: yehuda@mail.desy.de

We report the latest results of the ZEUS collaboration on the photoproduction of  $D^*$  mesons in a low  $W$  range. Differential cross sections as function of  $p_{\perp}^{D^*}$  and  $\eta^{D^*}$  are measured and compared with several recent NLO pQCD calculations. The differential cross-sections in a restricted kinematical region are higher than the NLO calculations, in particular in the forward (proton) direction. A recent pQCD model (BKL) describes the data reasonably well.

## 1. INTRODUCTION

Heavy quark photoproduction can be used to probe pQCD calculations with a hard scale given by the heavy quark mass and the high transverse momentum of the produced parton ( $m_Q \gg \Lambda_{QCD}$ ). Two types of NLO calculations with different approaches are available for comparison with measurements of charm photoproduction at HERA. The massive charm approach [1] assumes light quarks to be the only active flavours within the structure functions of the proton and the photon, while the massless charm approach [2, 3] also treats charm as an active flavour and is thus only valid for  $p_{\perp} \gg m_c$ .

The data taken by the ZEUS collaboration during 1996/1997 corresponds to an integrated luminosity of about  $37 \text{ pb}^{-1}$ . In a subsample of about  $17 \text{ pb}^{-1}$  a small calorimeter positioned along the beam pipe was used to tag low  $W$  events,  $80 < W_{\gamma p} < 120 \text{ GeV}$ . The results of the high  $W$  region ( $130 < W_{\gamma p} < 280 \text{ GeV}$ ) have been published before [4] and will not be shown here. This is the first presentation of our low  $W$  results. Charm was identified by the observation of  $D^*(2010)$  mesons, which were reconstructed in the following decay modes:  $D^{*+} \rightarrow D^0 \pi_s^+ \rightarrow (K^- \pi^+) \pi_s^+$  ( $Br = 0.0262 \pm 0.0010$ ) and  $D^{*+} \rightarrow D^0 \pi_s^+ \rightarrow (K^- \pi^+ \pi^+ \pi^-) \pi_s^+$  ( $Br = 0.051 \pm 0.003$ ) and charge conjugates. The kinematic range studied was

$p_{\perp}^{D^*} > 2 \text{ GeV}$  and  $-1.5 < \eta^{D^*} < 1.5$  for the high  $W$  region, and  $2 < p_{\perp}^{D^*} < 8 \text{ GeV}$  and  $-1.0 < \eta^{D^*} < 1.5$  for the low  $W$  region. The pseudorapidity is  $\eta^{D^*} = -\ln(\tan \frac{\theta}{2})$ , where  $\theta$  is the polar angle with respect to the proton beam direction.

Charged tracks were measured in the central tracking detector. Cross sections were calculated in the photoproduction range of photon virtualities  $Q^2 < 1 \text{ GeV}^2$  ( $Q^2 < 0.015 \text{ GeV}^2$  for the tagged data).

## 2. $D^*$ RECONSTRUCTION

$D^*$  events have been selected by means of the mass difference ( $\Delta M$ ) method [5]. In the high  $W$  region we have observed [4]  $3702 \pm 136$   $D^*$ 's in the  $D^0 \rightarrow (K\pi)$  decay mode with  $p_{\perp}^{D^*} > 2 \text{ GeV}$ , and  $1397 \pm 108$  in the  $(K\pi\pi\pi)$  decay mode with  $p_{\perp}^{D^*} > 4 \text{ GeV}$  ( $M(D^0) = 1.80\text{--}1.92 \text{ GeV}$ ). In the low  $W$  region we triggered only the  $(K\pi)$  decay mode, and observed  $550 \pm 36$   $D^*$  events in the range  $2 < p_{\perp}^{D^*} < 8 \text{ GeV}$  (Fig. 1). All tracks were assumed to be pions and kaons in turn; wrong charge  $D^*$  combinations [4] were used as a background distribution (dashed curve in Fig. 1), normalized outside the signal region.

## 3. $D^*$ CROSS SECTIONS AND COMPARISON WITH CALCULATIONS

The  $D^*$  differential cross sections in the low  $W$  region are shown in Fig. 2 to 5. For comparing the

\*Supported by the German Israeli Foundation and by the Minerva Foundation.

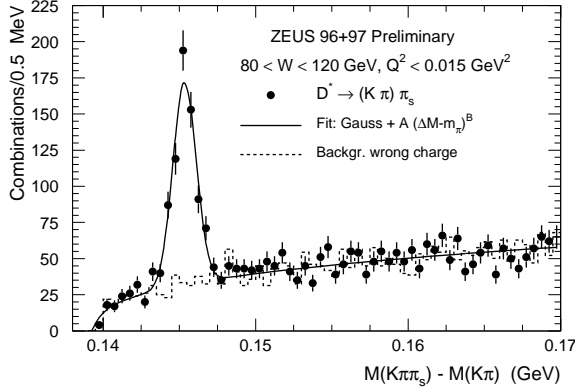


Figure 1.  $\Delta M$  distribution for the events inside the  $D^0$  mass region. The wrong charge distribution is shown as a dashed histogram.

experimental data to the NLO QCD calculations, we have used the  $D^*$  branching value measured by OPAL [6]  $f(c \rightarrow D^{*+} + \dots) = 0.222 \pm 0.014 \pm 0.014$ . For the charm fragmentation to  $D^*$  the Peterson [7] fragmentation function was used:

$$D_c(z) = N \frac{z(1-z)^2}{[(1-z)^2 + \epsilon z]^2}, \quad z = \frac{p_{D^*}}{p_c}.$$

In the massive calculation  $\epsilon = 0.036$  was obtained from a recent fit of Nason and Oleari [8] to ARGUS data. Alternatively, the Peterson fragmentation was replaced by fragmentation effects estimated by a leading order Monte Carlo (Pythia). Initial and final state radiation were not included. The results of both calculations for the low  $W$  region are shown in Figs. 2 and 3. The cross sections are compared with NLO QCD massive calculations using MRSG for the proton structure function (SF) and GRV-G HO for the photon. The theoretical massive calculations are below the data, in particular in the forward (proton) direction, although the Pythia fragmentation slightly improves the agreement.

A comparison with massless calculations [2], which are expected to become valid mainly at higher  $p_{\perp}^{D^*}$ , is shown in Fig. 4 for several photon structure functions. Some sensitivity to the photon SF seems to be present, but the excess in

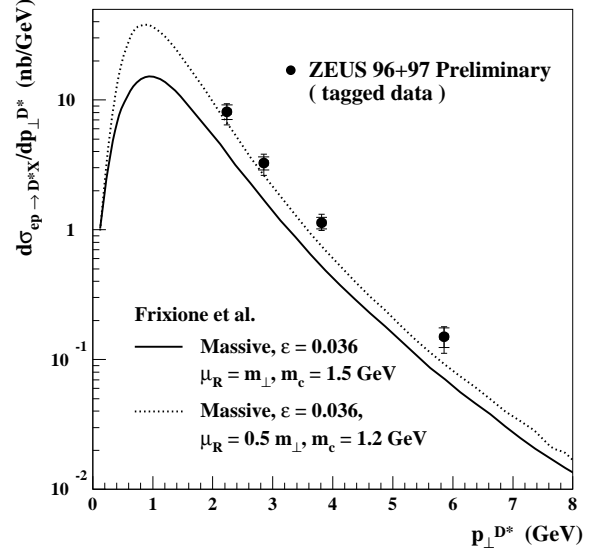


Figure 2. ZEUS tagged data compared to massive NLO calculations of  $d\sigma/dp_{\perp}^{D^*}$ .

the forward direction is evident. The structure function GS-G-96 HO describes the data best.

Recently Berezhnoy, Kiselev and Likhoded (BKL) have suggested a new model for describing  $D^*$  photoproduction [9]. In this tree level pQCD  $O(\alpha_s^3)$  calculation, they hadronize the  $(c, \bar{q})$  state produced in pQCD, taking into account higher twist terms at  $p_{\perp} \simeq m_c$ . Thus the model is supposed to be valid over the whole  $p_{\perp}$  range studied. No explicit resolved component is used. Singlet and octet color states both contribute to  $D^*$  production. The color state ratio  $O(8)/O(1)$  is a free parameter in this model and was tuned to the ZEUS untagged results [4], yielding a value of 1.3.

Comparison of these calculations, for the same Octet/Singlet mixture, with the ZEUS tagged low  $W$  data is shown in Fig. 5. A better agreement with the data is observed than that for the NLO calculations.

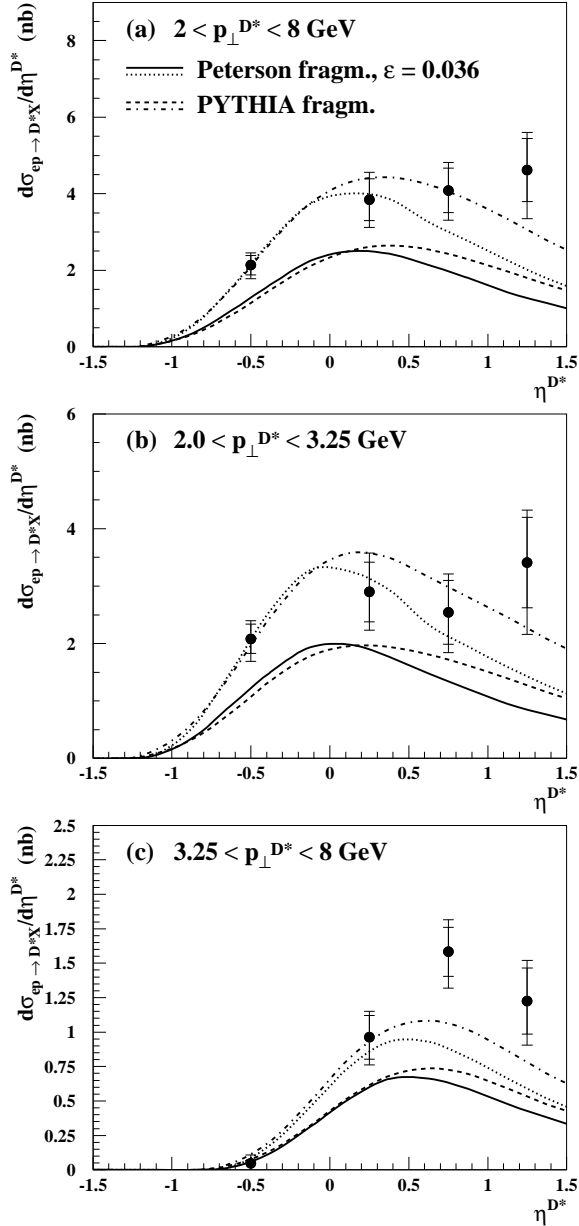


Figure 3. ZEUS differential cross sections  $d\sigma/d\eta$  compared to the massive NLO predictions. The dashed/dashed-dotted lines correspond to the Pythia fragmentation. Parameter sets are as in Fig.2.

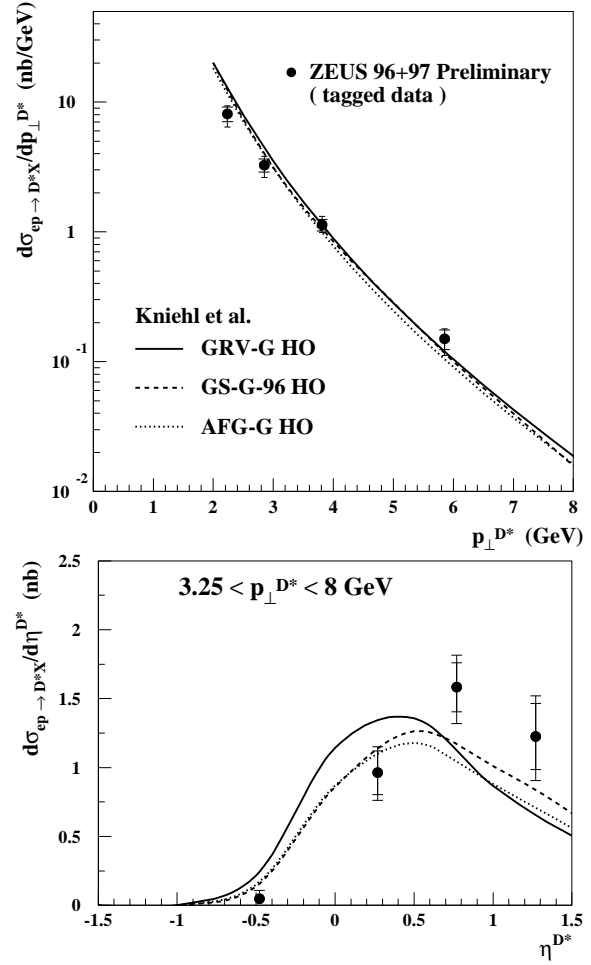


Figure 4. ZEUS data and massless NLO predictions [ 2] of differential cross sections for several photon structure functions. Peterson fragmentation was used with  $\epsilon = 0.116$ .

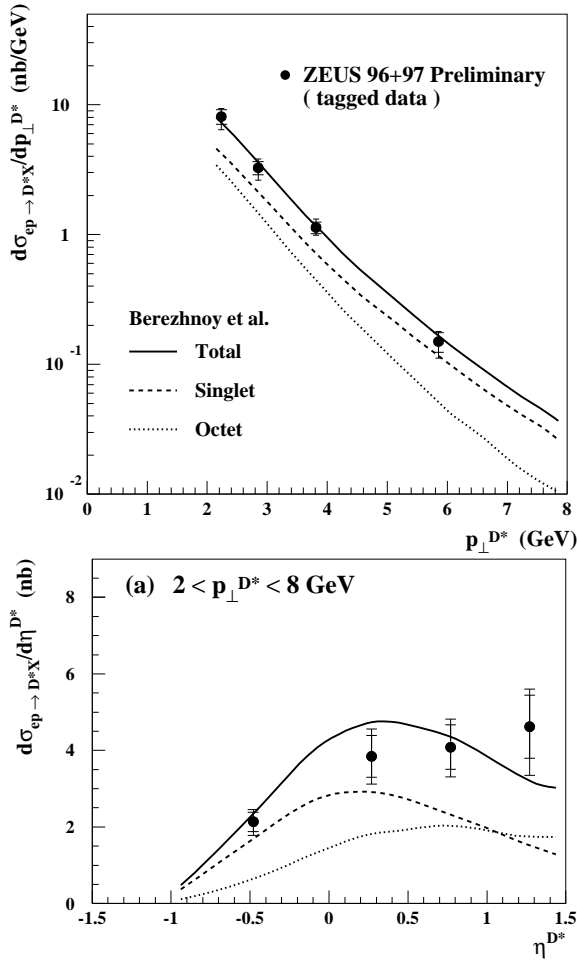


Figure 5. Comparison of the ZEUS low  $W$  data with the BKL model. The Octet/Singlet ratio is 1.3, as tuned for the high  $W$  region.

## REFERENCES

1. S. Frixione et al., Nucl. Phys. **B454** (1995) 3; Phys. Lett. **B348** (1995) 633.
2. B. Kniehl et al., Z. Phys. **C76** (1997) 689; J. Binnewies et al., Z. Phys. **C76** (1997) 677; Phys. Rev. **D58** (1998) 014014.
3. M. Cacciari et al., Phys. Rev. **D55** (1997) 2736, 7134.
4. J. Breitweg et al., ZEUS Collaboration, Eur. Phys. J. **C6** (1999) 67.
5. S. Nussinov, Phys. Rev. Lett. **35** (1975) 1672; G.J. Feldman et al., Phys. Rev. Lett. **38** (1977) 1313.
6. K. Ackerstaff et al., Eur. Phys. J. **C1** (1998) 439.
7. C. Peterson et al., Phys. Rev. **D27** (1983) 105.
8. P. Nason and C. Oleari, Phys. Lett. **B447** (1999) 327.
9. A.V. Berezhnoy, V.V. Kiselev, and A.K. Likhoded, hep-ph/9901333.