

# Search for Supernarrow Dibaryons in $pd$ -Interaction

L.V. Fil'kov<sup>a</sup>, V.L. Kashevarov<sup>a</sup>, E.S. Konobeevski<sup>b</sup>, M.V. Mordovskoy<sup>b</sup>,  
S.I. Potashev<sup>b</sup> and V.M. Skorkin<sup>b</sup>

*a – Lebedev Physical Institute, Moscow, Russia*

*b – Institute of Nuclear Research, Moscow, Russia*

## Abstract

The reaction  $pd \rightarrow pX$  at 305 MeV is studied with aim to search for supernarrow dibaryons a decay of which into two nucleons suppressed by the Pauli principle. The experiment was carried out at Moscow Meson Factory using the spectrometer TAMS which detected the proton spectator and another charged particle (either  $p$  or  $d$ ) from a decay of  $X$ . Narrow structures in missing mass spectra have been observed at 1905 and 1924 MeV. The comparison of the obtained data with the theoretical predictions leads to a conclusion that most likely the found structure at 1905 MeV corresponds to the supernarrow dibaryon with the isotopic spin equal to 1. The possible origin of the structure at 1924 MeV is also discussed.

## 1 Introduction

The possibility of existence of multiquark states is predicted by QCD [1]. In the present work we will consider supernarrow dibaryons (SND) a decay of which into two nucleons is suppressed by the Pauli principle [2–7]. Such dibaryons have a symmetric wave function (SWF) in respect to a permutation of two nucleons and satisfy the following condition:

$$(-1)^{T+S}P = +1 \quad (1)$$

where  $T$  is the isospin,  $S$  is the internal spin and  $P$  is the dibaryon parity. These are even singlets and odd triplets at  $T = 0$ , and odd singlets and even triplets at  $T = 1$ . These dibaryons with the mass  $M < 2m_N + m_\pi$  can decay into two nucleons mainly emitting a photon. This is a new class of the dibaryons with the decay widths  $\leq 1\text{keV}$ . The contribution of such dibaryons to strong interaction processes of hadrons is small. However, their contribution to electromagnetic processes on light nuclei may exceed the cross section for the process under study out of the dibaryon resonance by several orders of magnitude [4, 6, 7]. The experimental discovery of such states would have important consequences for particle and nuclear physics.

In the frame of the MIT bag model Mulders et al. [8] calculated the masses of different dibaryons, in particular, of the dibaryons with SWF. They predicted dibaryons  $D(T = 0; J^P = 0^-, 1^-, 2^-; M = 2.11 \text{ GeV})$  and  $D(1; 1^-; 2.2 \text{ GeV})$  corresponding to the states  $^{13}P_J$  and  $^{31}P_1$ . However, the obtained dibaryon masses exceed the pion production threshold. Therefore, these dibaryons can decay into  $\pi NN$  channel. The possibility of existence of dibaryons with masses  $M < 2m + m_\pi$  was discussed by Kondratyuk et al. [9] in the model of stretched rotating bags with account of spin-orbital quark interaction. In the frame of the chiral soliton model Kopeliovich [10] predicted that the masses of  $D(T = 1, J^P = 1^+)$  and  $D(0, 2^+)$  dibaryons exceed the two nucleon mass by 60 and 90 MeV, respectively. These are lower than the pion production threshold.

Unfortunately, all obtained results for the dibaryon masses are very model dependent. Therefore, only an experiment could answer the question about the existence of SNDs and their masses.

In the work [11] the existence of a dibaryon, called  $d'$ , with quantum numbers  $T = 0$ ,  $J^P = 0^-$ , satisfied the condition (1), and with the mass  $M = 2.06 \text{ GeV}$ , and the decay width  $\Gamma_{\pi NN} = 0.5 \text{ MeV}$ , has been postulated to explain the observed resonance-like behavior in the energy dependence of the pionic double charge exchange on nuclei at an energy below the  $\Delta$ -resonance. However, this dibaryon has the big mass and can decay into  $\pi NN$ .

In the work [12] the dibaryons with exotic quantum numbers were searched for in the process  $pp \rightarrow pp\gamma\gamma$ . The experiment was performed with a proton beam from the JINR phasotron with the energy 198 MeV. Two photons were detected in the energy range between 10 and 100 MeV. A structure in the photon energy spectrum was observed which was attributed to the exotic dibaryon with the mass  $M \approx 1920 \text{ MeV}$ . The statistical significance of the effect is about  $8\sigma$ . However, a big width ( $\text{FWHM} = 31.3 \pm 5.0 \text{ MeV}$ ) of the observed structure was obtained, and an additional careful experimental study of this reaction is needed in order to understand a nature of this structure. It is necessary to measure the photon energy spectrum with higher energy resolution and higher statistical precision. Moreover, the measurement for two different incident proton energies are needed to check whether the structure observed is a SND.

On the other hand, an analysis [13] of the Upsala proton-proton bremsstrahlung data for the presence of a dibaryon in the mass range from 1900 to 1960 MeV gave only the upper limits of 10 and 3 nb for the dibaryon production cross section at a proton beam energies 200 and 310 MeV, respectively.

Earlier we have carried out a measurements of missing mass spectra in the reaction  $pd \rightarrow pX$  [14] using a double arm spectrometer at Moscow Meson Factory. The narrow structure in the missing mass spectrum at 1905 MeV with the width equal to the experimental resolution 7 MeV has been observed in this experiment.

As it will be shown below nucleons and a deuteron from a decay of the dibaryons under consideration into  $\gamma NN$  and  $\gamma d$  have to be emitted in a narrow angular cone in respect to a motion direction of the dibaryon. The size of this cone depends also on quantum numbers of the dibaryon. So, a detection of the proton spectator in coincidence with the proton (or the deuteron) from the dibaryon decay at correlated angles gives a good possibility to separate the SNDs from a background and to determine their quantum numbers.

In the present paper we give a more detail study of the reactions  $pd \rightarrow p + pX_1$  and

$pd \rightarrow p + dX_2$  (where  $X_1$  and  $X_2$  are undetected particles in this experiment) with aim to search for SNDs at Moscow Meson Factory using the improved facility.

Note that the quantum numbers  $T$  and  $J^P$  are not enough to determine the symmetry of the dibaryon wave function in respect to a permutation of two nucleons. For example, dibaryons  $D(T = 1, J^P = 1^-)$  have a symmetric wave function for the singlet state and antisymmetric one for the triplet state. Therefore, to select states with the SWF we will describe dibaryons by the following quantum numbers:  $D(T, J^P, S)$ . We will consider the dibaryons:  $D(T = 0, J^P = 0^+, S = 0)$ ,  $D(0, 0^-, 1)$ ,  $D(1, 1^+, 1)$  and  $D(1, 1^-, 0)$ .

The content of the paper is the following. In Sec.2 the decay widths of the SNDs are given and the cross sections of these dibaryons production in the process  $pd \rightarrow pD$  are calculated. A description of the experimental setup is in Sec.3. In Sec.4 results of the measurements are presented. Results of Monte-Carlo calculation and an analysis of the obtained experimental data are in Sec.4. The conclusion is given in Sec.5.

## 2 The cross section of the supernarrow dibaryons production in the reaction $pd \rightarrow pD$

For the processes  $pd \rightarrow pD$  a SND can only be produced under condition when an overlap of the nucleons inside the deuteron is so strong that a 6-quark state with deuteron quantum numbers is formed. In this case, an interaction of a photon or a meson with this state can so change its quantum numbers that a metastable state satisfying the condition (1) is formed. Because of this the probability of such a dibaryon production is proportional to the probability  $\eta$  of an existence of the 6-quark state in the deuteron. The evaluation of  $\eta$  from the difference between the theoretical and the experimental values of the deuteron magnetic moment gives  $\eta \leq 0.03$  [15]. We assume here that  $\eta$  and the probability of the overlap of the nucleons in the virtual singlet state  $^3S_0$  are equal to 0.01.

Since the energy of nucleons, produced in the decay of dibaryons under study with  $M < 2m_N + m_\pi$ , is small, it may be expected that the main contribution to a two nucleon system should come from  $^3S_1$  (a deuteron) and  $^3S_0$  (a virtual singlet) states. Results of calculations of the decay widths of the dibaryons into  $\gamma d$  and  $\gamma NN$  on such assumptions are listed in table 1.

The production of the isoscalar dibaryons  $D(0, 0^+, 0)$  and  $D(0, 0^-, 1)$  can be described by the pole diagram with the  $\omega$ -meson exchange between the incident proton and the deuteron. As a result of calculations we have:

$$\frac{d\sigma_{pd \rightarrow pD(0^+)}}{d\Omega} = \frac{f_2^2}{4\pi} F_0 R_{(+)}, \quad (2)$$

$$\frac{d\sigma_{pd \rightarrow pD(0^-)}}{d\Omega} = \frac{1}{4} \frac{f_3^2}{4\pi} F_0 R_{(-)} \quad (3)$$

where

$$F_0 = \frac{g_{\omega NN}^2}{4\pi} \frac{F}{(t - m_\omega^2)^2}, \quad F = \frac{8}{3} \eta \frac{p_2^2}{M^2 m_d p_1} \frac{1}{[(m_d + E_1) p_2 - p_1 E_2 \cos \theta]},$$

Table 1: Decay widths of the dibaryons  $D(0, 0^+, 0)$ ,  $D(0, 0^-, 1)$ ,  $D(1, 1^+, 1)$  and  $D(1, 1^-, 0)$  at various dibaryon masses  $M$ .

$M$ (GeV)	$D(0, 0^+, 0)$			$D(0, 0^-, 1)$			$D(1, 1^+, 1)$	$D(1, 1^-, 0)$
	$\Gamma_{\gamma d}$ (keV)	$\Gamma_{\gamma pn}$ (keV)	$\Gamma_t$ (keV)	$\Gamma_{\gamma d}$ (keV)	$\Gamma_{\gamma pn}$ (keV)	$\Gamma_t$ (keV)	$\Gamma_{\gamma NN}$ (eV)	$\Gamma_{\gamma NN}$ (eV)
1.90	0.005	0.010	0.015	0.0012	0.0018	0.003	0.2	0.05
1.91	0.013	0.048	0.061	0.0032	0.0066	0.0098	0.52	0.13
1.93	0.05	0.18	0.23	0.012	0.033	0.045	2.2	0.55
1.96	0.17	0.80	0.97	0.043	0.140	0.183	8.4	2.1
1.98	0.31	1.57	1.88	0.078	0.275	0.353	16	4.0
2.00	0.51	2.70	3.21	0.128	0.474	0.602	26	6.5
2.013	0.67	3.65	4.32	0.168	0.640	0.808	35	8.75

$$R_{(-)} = -\frac{1}{4}\{2t[(s - m_d^2 - m^2)(s + t - M^2 - m^2) + tm_d^2] + (M^2 - m_d^2 - t)^2(2m^2 + t)\},$$

$$R_{(+)} = R_{(-)} + tm_d^2(2m^2 + t), \quad t = 2(m^2 - E_1 E_2 + p_1 p_2 \cos \theta),$$

$E_1, p_1(E_2, p_2)$  is the energy and momentum of the initial (final) proton,  $\theta$  is the angle of the proton spectator emission,  $m_d$  is the deuteron mass,  $g_{\omega NN}^2$  is the constant of the  $\omega N$  interaction,  $f_{2,3}^2/4\pi$  are the coupling constants in the vertices  $D(0, 1^+, 1) + \omega \rightarrow D(0, 0^+, 0)$  and  $D(0, 1^+, 1) + \omega \rightarrow D(0, 0^-, 1)$ , respectively, and  $D(0, 1^+, 1)$  is the 6-quark state with quantum numbers of the deuteron.

The isovector dibaryons  $D(1, 1^+, 1)$  and  $D(1, 1^-, 0)$  can be formed mainly as a result of the pion exchange between the incident proton and the deuteron. Calculations yield the following expressions for the cross section of these dibaryons production

$$\frac{d\sigma_{pd \rightarrow pD(1^+)}}{d\Omega} = \frac{g_2^2}{4\pi} F_1 [(M^2 + m_d^2 - t)^2 - 4m_d^2 M^2], \quad (4)$$

$$\frac{d\sigma_{pd \rightarrow pD(1^-)}}{d\Omega} = \frac{1}{4} \frac{g_3^2}{4\pi} F_1 [(M^2 + m_d^2 - t)^2 + 2m_d^2 M^2] \quad (5)$$

where

$$F_1 = -\frac{1}{4} \frac{g_{\pi NN}^2}{4\pi} \frac{tF}{(t - m_\pi^2)^2}$$

Here  $g_{2,3}^2/(4\pi)$  are the coupling constants in the vertex for the transition of the 6 quark state  $D(0, 1^+, 1)$  into dibaryons under consideration via the pion exchange.

For numerical calculation of the dibaryon contribution let us assume that  $g_{\pi NN}^2/4\pi = 14.6$ ,  $g_{\omega NN}^2/4\pi = 19.2$ ,  $\eta = 0.01$ . The constants  $g_{2,3}^2/4\pi$  and  $f_{2,3}^2/4\pi$  are unknown. They are constants of the strong interactions. In order not to overestimate the contributions of dibaryons we put these constants equal to 1. The results of calculations of cross sections of the SNDs production in the process  $pd \rightarrow pD$  at the kinetic energy of the incident proton  $T_1 = E_1 - m = 305$  MeV and the emission angle of the proton spectator  $\theta = 70^\circ$  as a function of the dibaryon mass  $M$  are shown in Fig.1. Here the solid, dashed, dotted and

dashed-dotted lines correspond to the  $D(0,0^+,0)$ ,  $D(0,0^-,1)$ ,  $D(1,1^+,1)$  and  $D(1,1^-,0)$  dibaryon production.

As indicated above, the SNDs decay mainly with an emission of a photon. Therefore, if we limit ourselves by an investigation of  $pd$  interactions with a  $\gamma$  quantum in the final state, then the contribution of such dibaryons will essentially exceed the cross sections of the background processes. However, the special choice of the  $pd \rightarrow pX$  kinematics make it possible to allocate the area, where the contribution of the SNDs dominates, even without the detection of the final photon.

### 3 Experimental setup

The reaction  $p + d \rightarrow p + X$  was studied at the proton accelerator of the Moscow Meson Factory at 305 MeV. A proton beam with an average effective intensity  $\sim 0.1$  nA bombarded alternatively  $\text{CD}_2$  and  $^{12}\text{C}$  targets of 0.14 and 0.18 g/cm<sup>2</sup>, respectively. The  $pd$  reaction contribution was determined by a subtraction of the  $^{12}\text{C}$  spectrum from the  $\text{CD}_2$  one. An exposition time of the experiment with using of  $\text{CD}_2$  as a target was 100 hours. This time consisted of two runs corresponded to two different kinematic conditions to avoid an apparatus error. The charged particles produced in the reaction in question were detected at different correlated angles by the Two Arms Mass Spectrometer (TAMS).

Our layout is shown schematically in Fig.2. The left movable spectrometer arm being a single telescope  $\Delta E - \Delta E - E$  was used to measure the energy and a time of flight of the proton spectator at a fixed angle of its emission  $\theta_L \equiv \theta$ . A remote control drive allowed to locate this arm at various angles between 65° and 85°. In the present experiment TAMS detected the outgoing proton spectator at the angle  $\theta_L = 72.5^\circ$  (and 70° in other run) during 55 (and 45) hours in coincidence with the second charged particle (either  $p$  or  $d$ ) from decay of the particle  $X$ .

A detection of the second charged particle in the right arm at angles closed to the emission angle of the particle  $X$  with the mass  $M$  allows to suppress essentially a contribution of background processes and increase a relative contribution from a possible SND production. This arm consisted of three telescopes which were located at  $\theta_R = 33^\circ, 35^\circ$  and  $37^\circ$ . These angles correspond to the directions of the emission of the dibaryons with the certain mass.

Each telescope included two thin plastic scintillation  $\Delta E$  detectors ( $4 \times 4 \times 0.5$  cm<sup>3</sup>) and an  $E$  detector of a thick plastic ( $5 \times 5 \times 20$  cm<sup>3</sup>, used in the right arm) or BGO ( $5 \times 5 \times 8$  cm<sup>3</sup>, used in the left arm). Each crystal was viewed by a PMT-143 phototube coupled to specially developed fast electronic modules. A trigger was generated by 4-fold coincidence of two  $\Delta E$  detector signals of the left arm combined with those of any telescope of the right arm. The timing resolution better than 0.5 ns was achieved to suppress essentially an accidental coincidence background. Proton spectator  $E$  signals, selected in the coincidence, formed its energy spectrum and accordingly the missing mass spectrum. Each useful event including two time-of-flights and two energies were stored even by even and then off-line analyzed.

The elastic  $pd$  scattering were measured at various angles of the spectrometer arms. The obtained proton energy spectra were used to calibrate the spectrometer in the proton energy

and, accordingly, in the missing mass. The missing mass resolution of the spectrometer was  $\Delta M \approx 3$  MeV, the angular resolution was  $1^\circ$ .

## 4 Results of the experimental measurements

The experimental missing mass spectra obtained with the targets of deuterated polyethylene and carbon are shown in Fig.3a,b,c. Each spectrum corresponds to a certain combination of outgoing angles of the proton spectator and the second charged particle. These combinations in Fig.3b,c are consistent with the shift of the emission angle  $\theta_R$  of the dibaryon with the given mass when the angle  $\theta_L$  changes from  $70^\circ$  to  $72,5^\circ$ . As it is evident from Fig.3a resonance-like behavior of the spectra is observed in two mass regions for the  $\text{CD}_2$  target, while the spectra for the carbon target are smooth enough [16]. The latter is caused by an essential increase of a contribution of background reactions at interaction of the proton with the carbon. It is worth noting that the resonance structure at 1905 MeV is observed in both runs at  $\theta_L = 70^\circ$  and  $\theta_L = 72,5^\circ$  and at different setup modifications. This essentially decreases the possibility of a random origin of the observed structure. The results, obtained at different  $\theta_L$ , were summed up to increase a statistics.

There are  $58 \pm 8$  events in the peak at  $1905 \pm 2$  MeV which is shown in Fig.3b. The statistical significance of this resonance is 4.5 standard deviations. Presence of this resonance structure was also seen in Figs.3a and 3c although with fairly poor statistics ( $19 \pm 19$  and  $15 \pm 15$  events, respectively). The spectrum in Fig.3a shows the other peak at the mass  $M = 1924 \pm 2$  MeV containing  $79 \pm 9$  events. The statistical significance of this structure is 4.7 S.D.. Widths of both observed peaks correspond to the experimental resolution (3 MeV). The peak at 1924 MeV was obtained only for one spectrum close to the upper limit of the missing mass. In the other cases this mass position was out of the range of the measurement. Therefore, in the present work we analyse in more detail the peak at 1905 MeV only.

The experimental missing mass spectra in the range of 1895–1913 MeV after subtracting the carbon contributions are shown in Fig.4a,b,c.

As seen from Figs.3 and 4 the resonance behaviour of the cross section exhibits itself in a limited angular region.

## 5 Analysis of the experimental data

If the observed structure at  $M = 1905$  MeV corresponds to a dibaryon decayed mainly into two nucleons, then the expected angular cone size of emitted nucleons would be about  $50^\circ$ . Moreover, the angular distributions of the emitted nucleons are expected to be very smooth in the angle region under consideration. Thus, even assuming the dibaryon production cross section equal to elastic scattering one ( $40 \mu\text{b/sr}$ ) their contribution to missing mass spectra in Fig.3a-3c would be nearly the same and would not exceed 1–2 events. Hence, the found peaks are hardly interpreted as a manifestation of formation and decay of such states.

It was shown in [4] that the decay of the SND into  $\gamma NN$  had to be characterized in the rest system by a narrow peak near the maximum photon energy in the distribution of probability of the dibaryon decay over an emitted photon energy. It leads to an essential

Table 2: The expected contributions of the SNDs with different quantum numbers into the spectra of mass at various angles of the left and right arms of the setup.

$\theta_L$	70°					72.5°				
$\theta_R$	31°	33°	35°	37°	39°	31°	33°	35°	37°	39°
$T, J^P$	Dibaryon mass $M = 1905 \pm 2$ MeV									
$0, 0^+ \gamma pn$	5	8	8	7	5	9	10	10	6	3
$0, 0^+ \gamma d$	0	38	17	32	0	4	23	34	0	0
$0, 0^- \gamma pn$	3	4	5	4	2	4	6	5	2	2
$0, 0^- \gamma d$	0	19	10	17	0	2	12	17	0	0
$1, 1^+ \gamma pn$	14	55	81	50	12	47	97	79	23	5
$1, 1^- \gamma pn$	30	120	180	110	27	103	213	174	50	12

limitation of the outgoing nucleon angles. On the other hand, if such a dibaryon decays into  $\gamma d$ , the emitted deuteron angles are limited by the following condition:  $\sin \theta_d \leq M p_d^* / (m_d p_D)$ , where  $p_D$  is the momentum (in lab. syst.) of the dibaryon and  $p_d^*$  is the momentum (in c.m.s.) of the deuteron.

Using the Monte-Carlo simulation we estimated the contribution of the SNDs with different quantum numbers and  $M=1905$  MeV into the spectra of mass at various angles of the left and right arms of our setup. The production cross section and branching ratio of these states were taken according to the calculations presented in Sec.2 and a proton beam current was assumed to be equal to 0.1 nA. The obtained results for different quantum numbers and decay modes of the dibaryons are listed in table 2.

This calculation showed that the angular cone of protons and deuterons emitted from the certain dibaryonic state can be narrow enough. An axe of this cone is lined up with the direction of the dibaryon emission. Therefore, placing the right spectrometer arm at an expected angle of the dibaryon emission we increase essentially a signal-to-background ratio.

Fig.5a,b exhibits the angular distributions of charged particles (either  $p$  or  $d$ ) from the decay of the dibaryon  $D(1, 1^+, 1)$  (Fig.5a) and  $D(0, 0^+, 0)$  (Fig.5b). The solid and dashed curvers correspond to the emission angles of the proton-spectator equal to 70° and 72.5°, respectively. The solid vertical lines show a location of the right arm detectors. This figure demonstrates the dependence of the angular distribution of the charged particles under consideration on quantum numbers of the dibaryons.

In Fig.4a,b,c the experimental spectra are compared with the predicted yields normalized to the maximum of measured signal in Fig.4b where the background is described by a 3rd power polynomial. Solid and dashed curves in this figure correspond to states with the isospin  $T=1$  and  $T=0$ , respectively.

As seen from this figure and table 2 the ratios of calculated yields into the given spectra are expected to be 0.3 : 1 : 0.7 if the state at 1905 MeV is interpreted as an isovector dibaryon ( $D(T = 1, J^P = 1^+, S = 1)$  or  $D(1, 1^-, 0)$ ). This is in agreement with our experimental data within the errors. On a contrary, the signals from isoscalar dibaryons ( $D(0, 0^+, 0)$  or  $D(0, 0^-, 1)$ ) could be observed in Fig.4b,c with the same probability. So, the dibaryon with

$M = 1905$  MeV is most likely to have the isospin equal to 1.

In order to estimate the dibaryon production cross section, we use a normalization on the elastic  $pd$  scattering and then, comparing the theoretical predictions for yields of one of the isovector dibaryon with the experimental data, find that the differential cross section of this dibaryon production is equal to  $7 \pm 3 \mu b/sr$ . That allows to evaluate the product of unknown constants in eq. (4) and (5). If this is the dibaryon  $D(1, 1^+, 1)$  then  $\eta g_2^2/4\pi \simeq 0.4 \times 10^{-2}$ . But if this is the dibaryon  $D(1, 1^-, 0)$ , we have  $\eta g_3^2/4\pi \simeq 0.18 \times 10^{-2}$ . The quantum numbers  $J^P$  of the observed state could be found, for example, by search for these dibaryons production in the processes of charged pion photoproduction by polarized photons from the deuteron [7].

As for the structure at 1924 MeV, the number of events in this peak exceeds by almost two order the expected yields of usual dibaryons (decaying into two nucleons) even produced with a big enough cross section of  $40 \mu b/sr$ . So, this state, probably, could be the supernarrow dibaryon too.

It should be noted that the reaction  $pd \rightarrow NX$  was investigated in other works too (see for example [17]). However, in contrast to the present work, the authors of these works did not study either the correlation between the parameters of proton spectator and second detected particle or an emission of the photon from the dibaryon decay. Therefore, in these works the relative contribution of the dibaryons under consideration was small and that hampered their observation.

## 6 Conclusion

The following conclusions could be made :

1) as a result of study of the reactions  $pd \rightarrow ppX_1$  and  $pd \rightarrow pdX_2$  two narrow structures at 1905 and 1924 MeV with the widths less than 3 MeV have been observed in the missing mass spectra;

2) the analysis of the angular distributions of the protons and the deuterons from the decay of the particle  $X$ , produced in the reaction  $pd \rightarrow pX$ , showed that the found peak at 1905 MeV can be explained as a manifestation of the SND with the isospin equal to 1, the decay of which into two nucleons is suppressed by the Pauli principle;

3) probably, the observed state at 1924 MeV can be interpreted as the SND too.



## References

- [1] R.L. Jaffe, Phys.Rev.Lett. **38** (1977) 195; P.J.G. Mulders, A.T. Aerts and J.J. de Swart, Phys.Rev.Lett. **40** (1978) 1543, Phys.Rev. **D21** (1980) 2653; D.B. Lichtenberg *et al.*, Phys.Rev. **D18** (1978) 2569; V. Matveev and P. Sorba, Lett.Nuovo Cim. **20** (1977) 435.
- [2] L.V. Fil'kov, Sov.Physics—Lebedev Inst. Reports No. 11 (1986) 49; Sov.J.Nucl.Phys. **47** (1988) 437.
- [3] D.M. Akhmedov *et al.*, Proceed. of the 8th Seminar "Electromagnetic interactions of nuclei at low and medium energies", Moscow, (1991), p.228; D.M. Akhmedov *et al.*, *ibid*, p.252.
- [4] D.M. Akhmedov and L.V. Fil'kov, Nucl.Phys. **A544** (1992) 692.
- [5] S.N. Ershov, S.B. Gerasimov and A.S. Khrykin, Yad.Fiz. **58** (1995) 911.
- [6] V.M. Alekseyev, S.N. Cherepnya, L.V. Fil'kov and V.L. Kashevarov, Preprint of Lebedev Phys.Inst., 1996, No 52.
- [7] V.M. Alekseyev, S.N. Cherepnya, L.V. Fil'kov and V.L. Kashevarov, Kratkie Soobsheniya po fizike, FIAN, 1998, No 1, p.28.
- [8] P.J.G. Mulders, A.T.M. Aerts and J.J. de Swart, Phys. Rev. D **21** (1980) 2653.
- [9] L.A. Kondratyuk *et al.*, Sov.J.Nucl.Phys. **45** (1987) 1252.
- [10] V.B. Kopeliovich, Sov.J.Nucl.Phys. **58** (1995) 1317.
- [11] B.V.Martem'yanov and M.G.Schepkin, JETP Lett. **53** (1991) 139; R.Bilger, H.A.Clement and M.G.Schepkin, Phys.Rev.Lett. **71** (1993) 42; G.Wagner *et al.*, Nucl.Phys. **A594** (1995) 263.
- [12] A.S. Khrykin, Proc. VII International Conference on Meson-Nucleon Physics and the Structure of the Nucleon, TRIUMF, Vancouver, 1997.
- [13] H. Calén *et al.*, Phys.Lett. **B427** (1998) 248.
- [14] L.V. Fil'kov, E.S. Konobeevski, M.V. Mordovskoy *et al.*, Preprint of INR, 1996, No. 0923/96.
- [15] L.A. Kondratyuk *et al.*, Sov.J.Nucl.Phys. **43** (1986) 899.
- [16] E.S. Konobeevski, M.V. Mordovskoy, S.I. Potashev *et al.*, Izvestiya RAN, seriya fizicheskaya, **62** (1998) 2171.
- [17] K.K. Set, Proc. XII Int. Conf. on Few Body Problems in Physics, Vancouver, Canada, TRIUMF, TR-89-2, C35; L.C. Bland *et al.* IUCF Scientific and Technical Report (1989-1990), p.14.

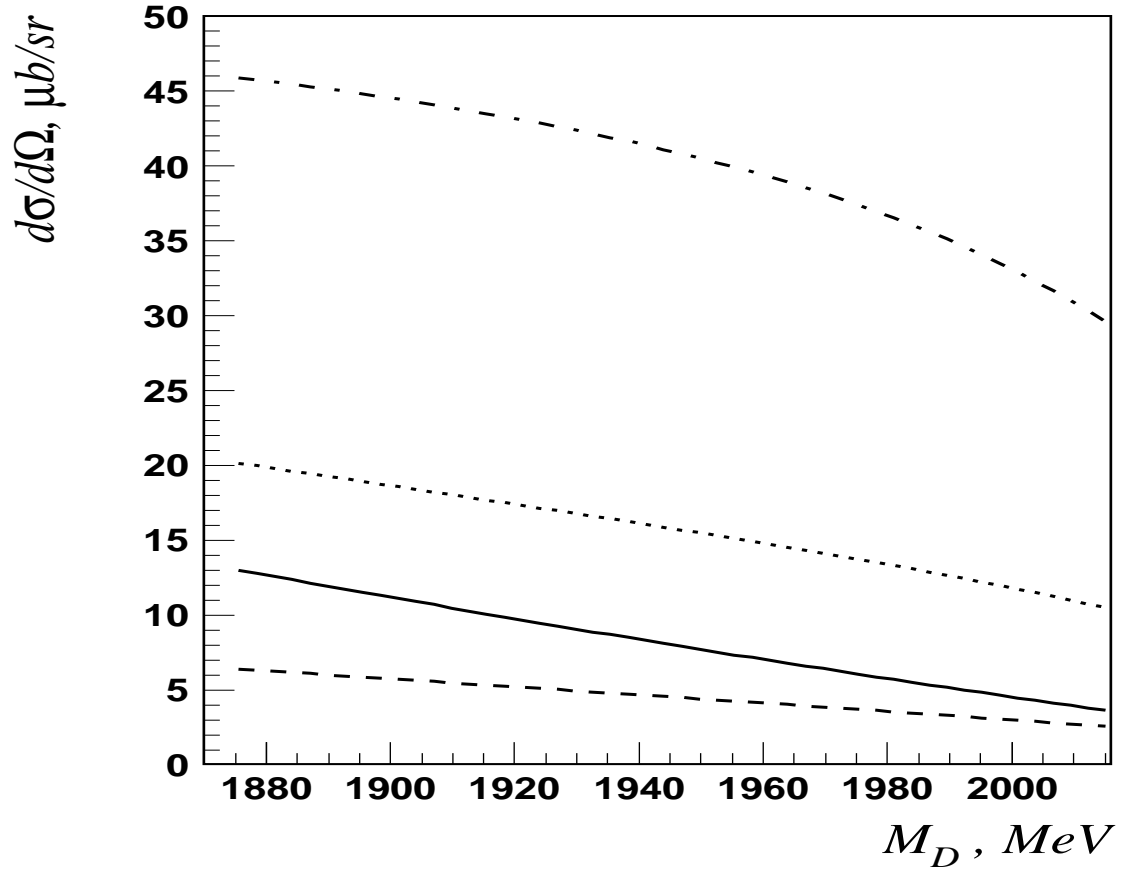


Figure 1: The cross section of the supernarrow dibaryon production in the process  $pd \rightarrow pD$  at  $T_1 = 305$  MeV and  $\theta = 70^\circ$  as function of the dibaryon mass  $M$ . The solid, dashed, dotted and dashed-dotted lines correspond to the production of the dibaryons  $D(0, 0^+, 0)$ ,  $D(0, 0^-, 1)$ ,  $D(1, 1^+, 1)$  and  $D(1, 1^-, 0)$ , respectively.

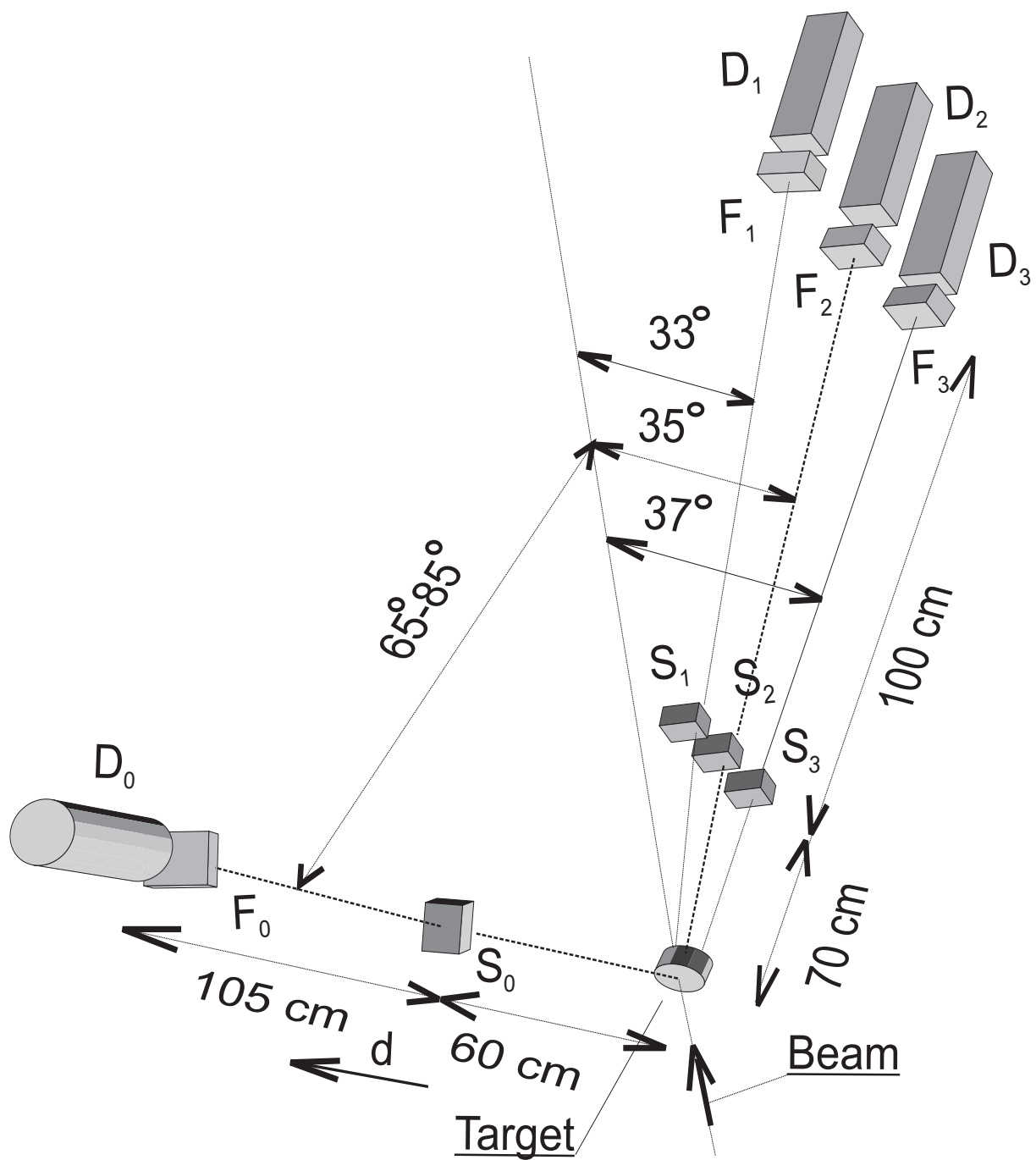


Figure 2: Two Arm Mass Spectrometer TAMS.  $S_0$ ,  $S_1$ ,  $S_2$  and  $S_3$  are start detectors;  $F_0$ ,  $F_1$ ,  $F_2$  and  $F_3$  are stop  $\Delta E$  detectors;  $D_0$  is a BGO detector;  $D_1$ ,  $D_2$  and  $D_3$  are full absorption  $E$  detectors.

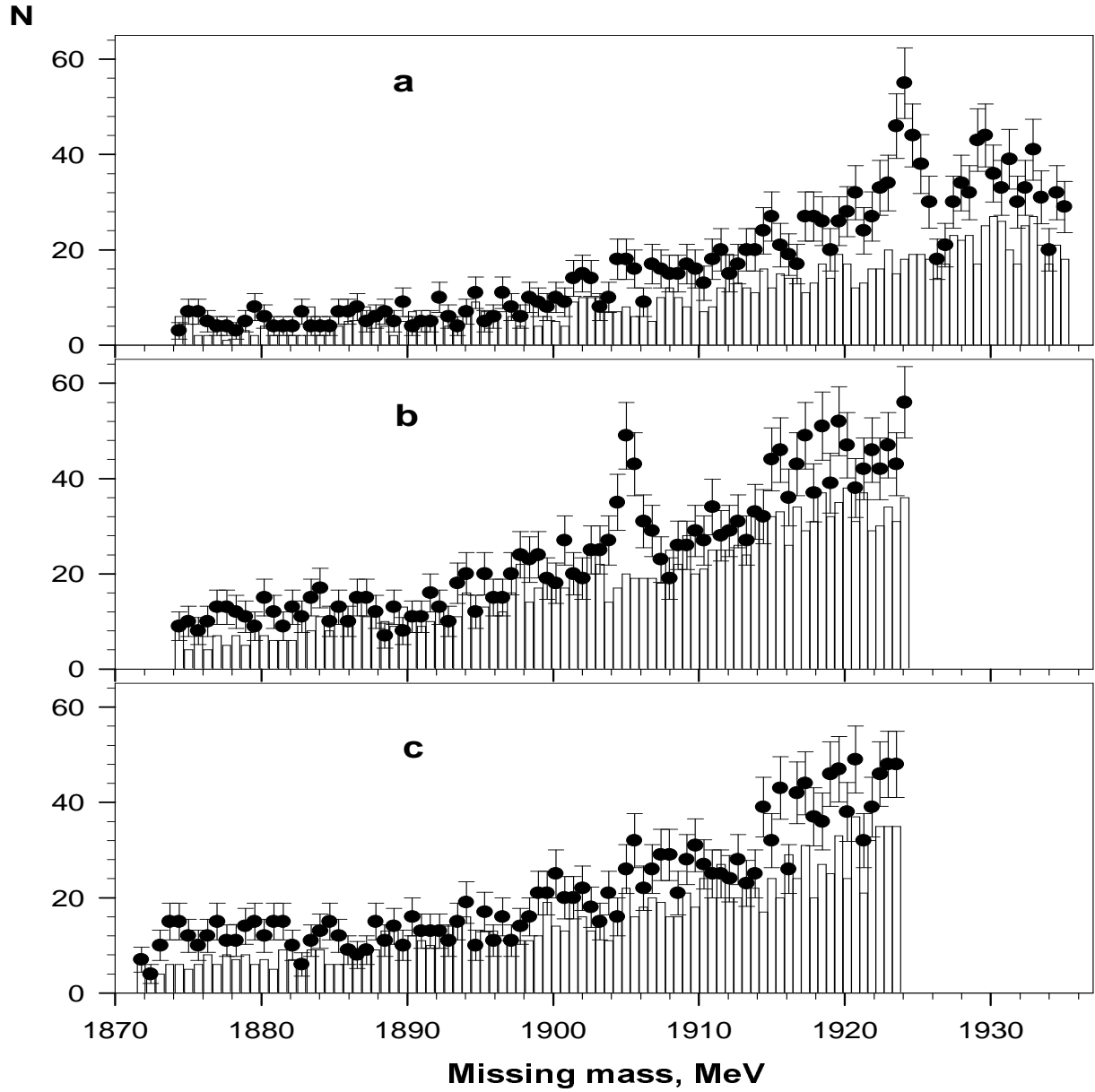


Figure 3: Missing mass spectra: (a) from the run data at  $\theta_L = 70^\circ$  and  $\theta_R = 33^\circ$ , b) from the run data at  $70^\circ$  and  $35^\circ$  summarized with the run data at  $72.5^\circ$  and  $33^\circ$ , c) from the run data at  $70^\circ$  and  $37^\circ$  summarized with the run data at  $72.5^\circ$  and  $35^\circ$ . Points with statistical errors correspond to the experimental data obtained with a deuteried polyethylene and bars are ones obtained with a carbon as a target.

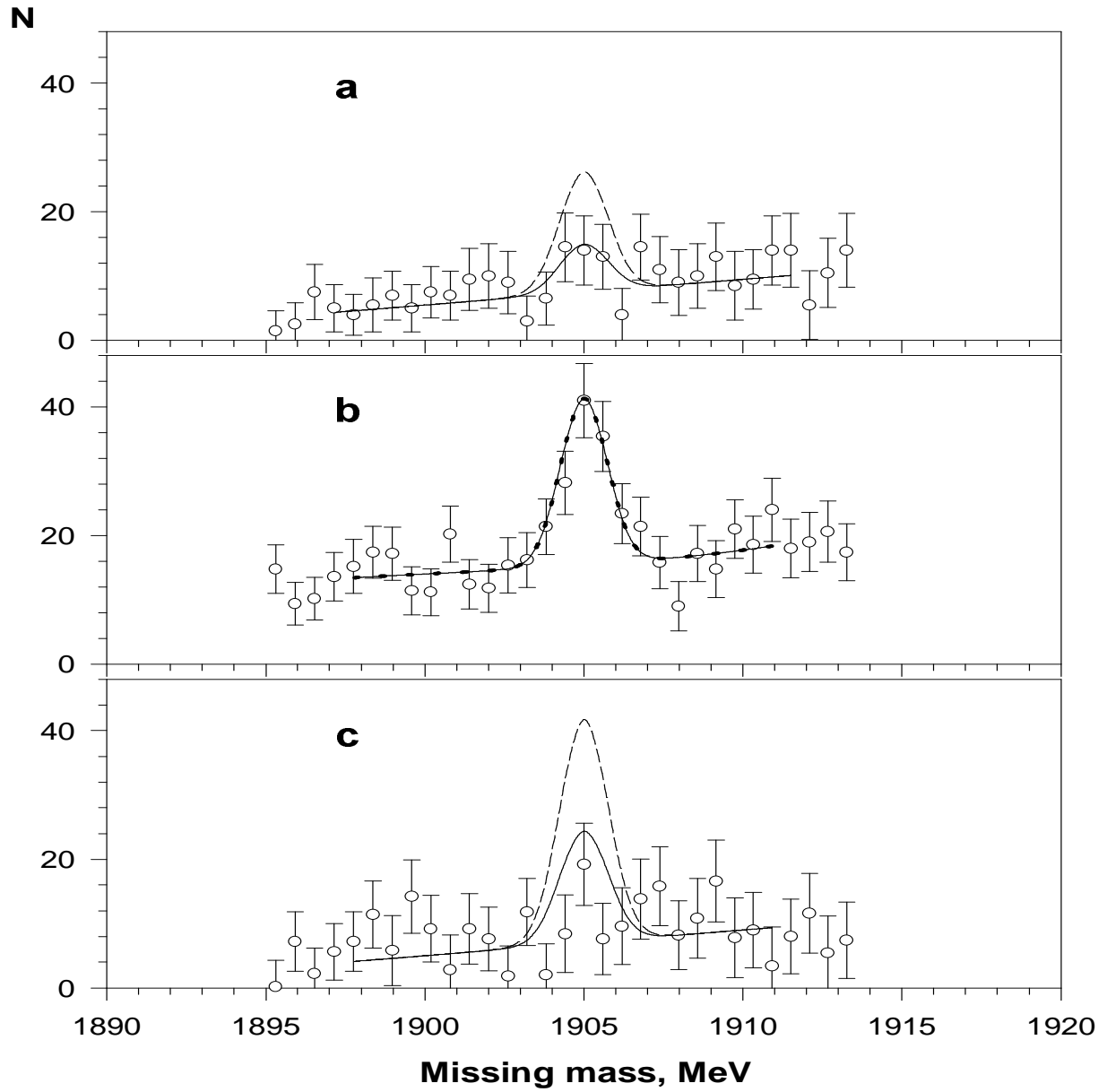


Figure 4: Missing mass spectra of the reaction on deuteron. Areas marked by letters a), b), c) correspond to the same experiment conditions as in Fig.2. The solid and dashed curves are normalized theoretical predictions of the yields of the supernarrow dibaryon with the isotopic spin equal to 1 and 0, respectively.

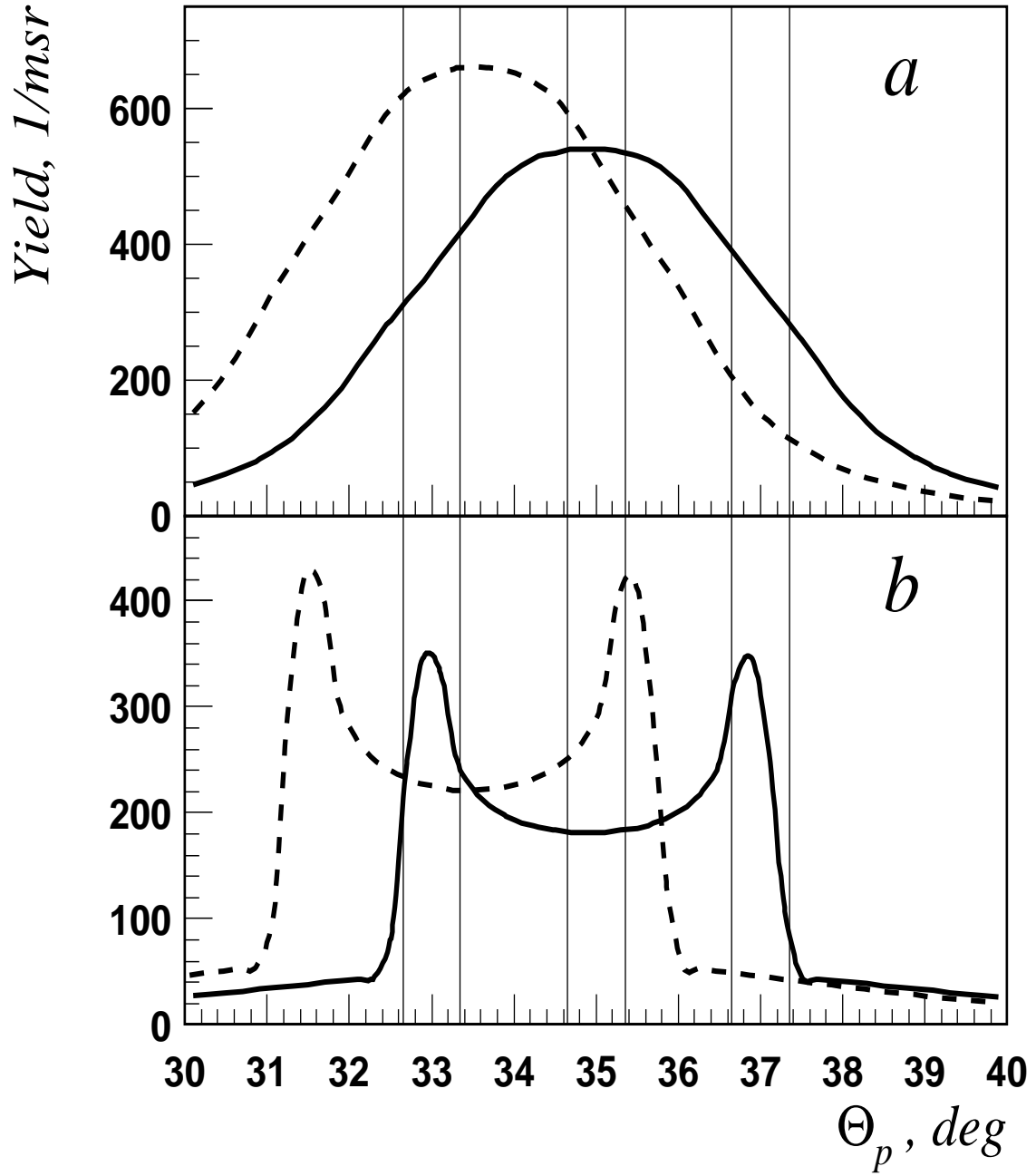


Figure 5: The angular distribution of protons emitted by the dibaryon  $D(1, 1^+, 1)$  (a) and a sum of the angular distribution of protons and deuterons emitted by the dibaryon  $D(0, 0^+, 0)$  (b). The solid and dashed lines correspond to the spectator proton angles  $70^\circ$  and  $72.5^\circ$ , respectively.