

# NEUTRINO TRIDENT PRODUCTION FROM NUTEV

T. ADAMS<sup>4\*</sup>, A. ALTON<sup>4</sup>, S. AVVAKUMOV<sup>7</sup>, L. de BARBARO<sup>5</sup>, P. de BARBARO<sup>7</sup>, R. H. BERNSTEIN<sup>3</sup>,  
A. BODEK<sup>7</sup>, T. BOLTON<sup>4</sup>, J. BRAU<sup>6</sup>, D. BUCHHOLZ<sup>5</sup>, H. BUDD<sup>7</sup>, L. BUGEL<sup>3</sup>, J. CONRAD<sup>2</sup>,  
R. B. DRUCKER<sup>6</sup>, R. FREY<sup>6</sup>, J. FORMAGGIO<sup>2</sup>, J. GOLDMAN<sup>4</sup>, M. GONCHAROV<sup>4</sup>, D. A. HARRIS<sup>7</sup>,  
R. A. JOHNSON<sup>1</sup>, S. KOUTSOLIOTAS<sup>2</sup>, J. H. KIM<sup>2</sup>, M. J. LAMM<sup>3</sup>, W. MARSH<sup>3</sup>, D. MASON<sup>6</sup>, C. McNULTY<sup>2</sup>,  
K. S. McFARLAND<sup>3,7</sup>, D. NAPLES<sup>4</sup>, P. NIENABER<sup>3</sup>, A. ROMOSAN<sup>2</sup>, W. K. SAKUMOTO<sup>7</sup>, H. SCHELLMAN<sup>5</sup>,  
M. H. SHAEVITZ<sup>2</sup>, P. SPENTZOURIS<sup>2</sup>, E. G. STERN<sup>2</sup>, B. TAMMINGA<sup>2</sup>, M. VAKILI<sup>1</sup>, A. VAITAITIS<sup>2</sup>, V. WU<sup>1</sup>,  
U. K. YANG<sup>7</sup>, J. YU<sup>3</sup> and G. P. ZELLER<sup>5</sup>

*\*Presented by T. ADAMS*

<sup>1</sup>University of Cincinnati, Cincinnati, OH 45221

<sup>2</sup>Columbia University, New York, NY 10027

<sup>3</sup>Fermi National Accelerator Laboratory, Batavia, IL 60510

<sup>4</sup>Kansas State University, Manhattan, KS 66506

<sup>5</sup>Northwestern University, Evanston, IL 60208

<sup>6</sup>University of Oregon, Eugene, OR 97403

<sup>7</sup>University of Rochester, Rochester, NY 14627

A preliminary analysis of zero hadronic energy dimuon production in the NuTeV experiment is presented ( $\nu_\mu(\bar{\nu}_\mu) + N \rightarrow \nu_\mu(\bar{\nu}_\mu) + \mu^+ + \mu^- + N$ ). The data show a signal in excess of background which is attributed to neutrino trident production. This excess is consistent with the Standard Model prediction including electroweak interference. Other sources of low- $E_{HAD}$  dimuon events are also considered.

## 1 Introduction

High energy physics has very few purely electroweak processes where both  $W^\pm$  and  $Z^0$  contribute. One such process is neutrino trident production.

Neutrino trident production is a purely electroweak process that proceeds via exchange of a weak boson ( $W^\pm$ ,  $Z^0$ ) and a photon. Feynman diagrams for two possible interactions are shown in Fig. 1.

The reaction

$$\nu_\mu(\bar{\nu}_\mu)Z \rightarrow \nu_\mu(\bar{\nu}_\mu)\mu^+\mu^-Z \quad (1)$$

is of particular interest. This is because it can proceed via either charged ( $W^\pm$ ) or neutral ( $Z^0$ ) currents (Fig. 1), which results in interference. Theoretical calculations<sup>1</sup> predict this interference to cause a 40% *decrease* in reaction 1 from what would be expected for a purely charged-current interaction. The measurement of this interference is a test of the Standard Model.

The final state in reaction 1 contains two muons with no hadronic energy. In a massive target experiment the muons make a clear signal by their penetration through the detector. The muons should also have a very small opening angle and a small invariant mass. The dominant process producing two muons in the NuTeV detector, neutrino charged-current DIS with a second muon from decays of the final state hadrons, is removed by requiring low energy deposition consistent with two muons near the point of interaction.

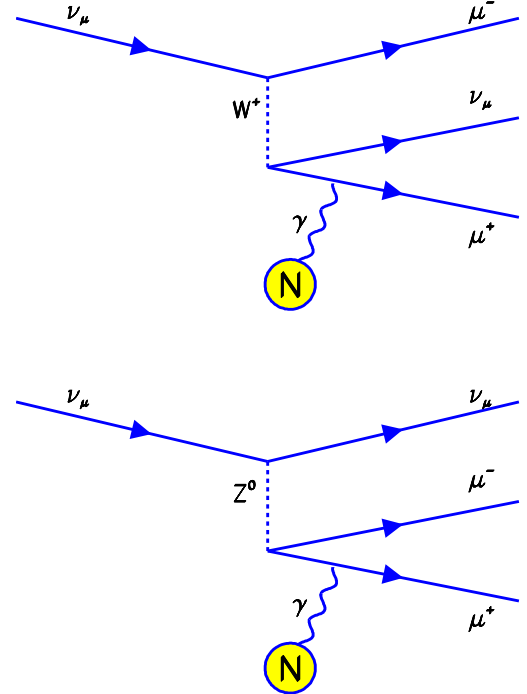


Figure 1: Feynman diagrams for neutrino trident production.

Neutrino trident production has been investigated previously by several experiments (CHARM, CHARM II and CCFR). The extremely small cross-section ( $\sigma_{trident} = 10^{-5}\sigma_{CC}$ ) makes it difficult to study. The cross-section<sup>1</sup> is proportional to

$$\sigma \propto \frac{2Z^2\alpha^2 G_F^2}{9\pi^3} \frac{1}{R_{nucleus}} E \log E. \quad (2)$$

The CHARM experiment<sup>2</sup> failed to conclusively observe neutrino trident production. CHARM II<sup>3</sup> measured a cross-section consistent with the Standard Model. Finally, CCFR<sup>4</sup> ruled out a pure  $V - A$  description at the 99% confidence level. Each of these experiments used targets with different Z's: CHARM (marble), CHARM II (glass) and CCFR (iron).

## 2 Experimental Technique

Reaction 1 can be studied by the NuTeV Experiment. The following section describes the experiment, the technique and issues related to the result.

The NuTeV Experiment (FNAL E815) uses the Fermilab Lab E detector and is very similar to that of its immediate predecessor, CCFR.<sup>4</sup> The primary components of the NuTeV detector are the target/calorimeter and the toroid spectrometer.

The target/calorimeter is a 690-ton steel sampling calorimeter. It consists of 42 segments which each contain 10-cm of iron, two scintillation counters and one drift chamber. The transverse dimensions of each segment are  $3 \times 3$  meters. The energy resolution of the calorimeter is  $\sigma/E_{had} = 0.89/\sqrt{E_{had}}$ .

The toroid spectrometer is located immediately downstream of the calorimeter. It contains five sets of drift chambers in an iron toroid magnet. Momentum measurement is limited by multiple scattering to  $\sigma_p/p = 0.11$ . The magnetic field is set to focus the primary  $\mu^- (\mu^+)$  from  $\nu_\mu (\bar{\nu}_\mu)$  charged-current (CC) interactions.

The primary upgrade of the NuTeV experiment is the sign-selected quadrupole train (SSQT) beamline. This beamline provides sign-selection of the secondary beam which produces a nearly pure  $\nu_\mu (\bar{\nu}_\mu)$  beam. The experiment ran in both  $\nu_\mu$  and  $\bar{\nu}_\mu$  modes. This allows study of  $\nu_\mu$  and  $\bar{\nu}_\mu$  trident production separately.

Selection criteria for this analysis are summarized in Table 1. Events were selected with both muons momentum analyzed by the toroid. Muons were required to have a minimum energy ( $E_\mu$ ) and have opposite charge. The energy associated with a shower at the vertex ( $E_{HAD}$ ) must be very small. The two muon invariant mass ( $M_{\mu\mu}$ ) is required to be small. Finally, the fiducial volume is also limited to include regions of the detector where the event could be well measured.

Table 1: Selection criteria for neutrino tridents.

Variable	Criterion
$E_\mu(1)$ (at event vertex)	$> 9$ GeV
$E_\mu(1)$ (entering toroid)	$> 3$ GeV
$E_\mu(2)$ (at event vertex)	$> 9$ GeV
$E_\mu(2)$ (entering toroid)	$> 3$ GeV
charge(1) + charge(2)	$= 0$
Both muon charges determined	
$E_{HAD}$	$< 3$ GeV
$M_{\mu\mu}$	$< 2.3$ GeV/c <sup>2</sup>
Vertex Position (Transverse)	$> 12$ cm. from calorimeter edge
Vertex Position (Upstream)	$> 20$ cm of steel from calorimeter edge
Vertex Position (Downstream)	$> 75$ cm of steel from calorimeter edge

A number of other physics processes can create a signal similar to neutrino tridents. A list of the most important sources is given in Table 2. The two sources with the highest rate are charged-current charm production and charged-current interactions with a  $\pi/K$  decay in the hadronic shower. However, each of these processes generally creates a significant amount of hadronic energy. Monte Carlo studies show that there is an expected background of  $< 1$  event for both of these combined.

Diffraction vector meson production can also produce a trident-like signal. Light vector mesons ( $\rho^0$ ,  $\omega$ ,  $\phi$ , and  $J/\Psi$ ) can be produced via neutral currents and decay into two muons. Charged-current production of  $D_s^{+*}$  with a semi-leptonic decay ( $D_s^+ \rightarrow \mu^+ + \nu_\mu + Y$ ) was presented at this conference.<sup>5</sup> This may represent a significant background to neutrino trident production.

Other small background sources include diffractive  $\pi^\pm$  production and  $\tau\mu$  trident production. The higher density target of CCFR/NuTeV limits the impact of diffractive  $\pi^\pm$  production compared to the lower target mass of CHARM II. Monte Carlo studies will be performed to estimate the contributions from each of the background sources.

For the analysis presented here, the backgrounds are inferred from the data rather than using Monte Carlo estimates. The technique used is similar to that of the previous experiments.<sup>2,3,4</sup> It is based on the following procedure. The  $E_{HAD}$  cut is removed and is plotted for either side of one of the other criteria ( $M_{\mu\mu} < 2.3$  GeV/c<sup>2</sup>). The distributions are normalized and the distribution for  $M_{\mu\mu} > 2.3$  GeV/c<sup>2</sup> is used to estimate the background for  $M_{\mu\mu} < 2.3$  GeV/c<sup>2</sup>.

Figures 2-4 illustrate the background estimate. All three plots show the  $E_{HAD}$  distribution. Figure 2 shows

Table 2: Possible sources of background to neutrino trident production.

Source	Production	Decay
Charm Production	$\nu_\mu N \rightarrow \mu^- c X$	$c \rightarrow \mu^+ \nu_\mu$
$\pi/K$ decay	$\nu_\mu N \rightarrow \mu^- (\pi/K) Y$	$\pi/K \rightarrow \mu^+ \nu_\mu$ or $\pi/K \rightarrow \mu^+ \nu_\mu \pi^0$
Vector Meson Production	$\nu_\mu N \rightarrow \nu_\mu V^0 X$ ( $V^0 = \{\rho^0, \omega, \phi, J/\psi\}$ )	$V \rightarrow \mu^+ \mu^-$
$D_s^{+*}$ Production	$\nu_\mu N \rightarrow \mu^- D_s^{+*} X$	$D_s^{+*} \rightarrow \gamma D_s^+$ $D_s^+ \rightarrow \mu^+ \nu_\mu$
$\pi^\pm$ Production	$\nu_\mu N \rightarrow \mu^- \pi^+ X$	$\pi^+ \rightarrow \mu^+ \nu_\mu$
$\tau\mu$ Trident Production	$\nu_\mu N \rightarrow \mu^- \tau^+ \nu_\tau N$	$\tau \rightarrow \mu^+ \nu_\mu \bar{\nu}_\tau$

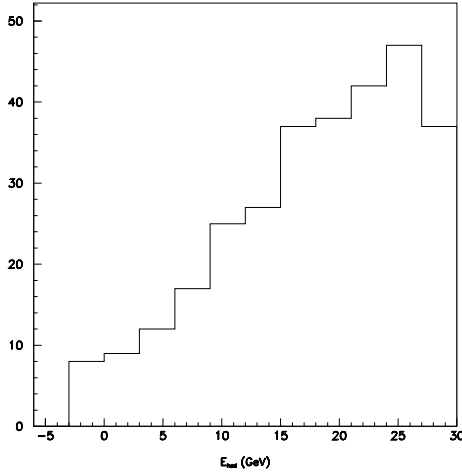


Figure 2:  $E_{HAD}$  distribution for events with  $M_{\mu\mu} < 2.3 \text{ GeV}/c^2$ .

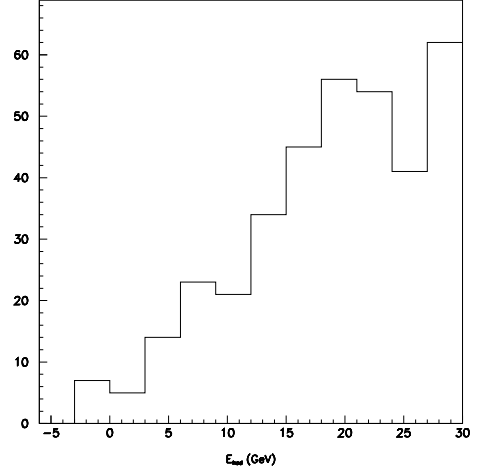


Figure 3:  $E_{HAD}$  distribution for events with  $M_{\mu\mu} > 2.3 \text{ GeV}/c^2$ .

the distribution for events which pass the invariant mass cut ( $M_{\mu\mu} < 2.3 \text{ GeV}/c^2$ ). Figure 3 shows the distribution for events which fail the cut ( $M_{\mu\mu} > 2.3 \text{ GeV}/c^2$ ). A normalization is performed to match the areas of the distributions for  $3.0 < E_{HAD} < 30.0 \text{ GeV}$ .

The normalized distributions are plotted together in Fig. 4. The errors on the background estimate the errors from the statistics of Fig. 3 and the error on the normalization. The lowest three bins ( $E_{HAD} < 3.0 \text{ GeV}$ ) are the bins of interest for the neutrino trident signal.

### 3 Results

A preliminary analysis of data from the 1997-98 run of NuTeV results in 17 events which pass the trident selection criteria (12 in  $\nu_\mu$ , 5 in  $\bar{\nu}_\mu$ ). Results are summarized in Table 3. The background estimate does not account for all of the signal events and this excess is attributed to neutrino trident production.

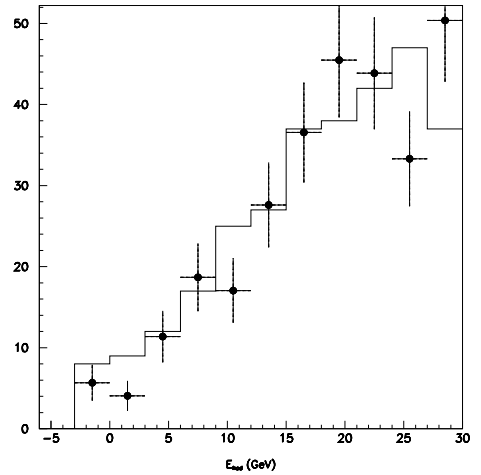


Figure 4: Normalized  $E_{HAD}$  distribution for events with  $M_{\mu\mu} < 2.3 \text{ GeV}/c^2$  (histogram) and  $M_{\mu\mu} > 2.3 \text{ GeV}/c^2$  (points).

Table 3: Preliminary results for neutrino trident analysis.

	Data	Background Estimate	Standard Model	V-A
$\nu$ mode	12	$7.6 \pm 2.5$	$7.2 \pm 0.3$	$12.26 \pm 0.5$
$\bar{\nu}$ mode	5	$2.0 \pm 1.4$	$3.6 \pm 0.2$	$6.1 \pm 0.3$
Combined	17	$9.8 \pm 2.9$	$10.8 \pm 0.3$	$18.3 \pm 0.6$

Table 3 also shows the expected number of trident events for both the Standard Model and  $V - A$ . The neutrino trident excess is consistent with the Standard Model and does not favor  $V - A$ . This is in agreement with CHARM II<sup>3</sup> and CCFR.<sup>4</sup>

#### 4 Conclusions

The NuTeV experiment has a sample of low- $E_{HAD}$  dimuon events. A preliminary analysis has been performed which observes a signal consistent with neutrino trident production. Statistics will be improved by increasing acceptance and combining with data from CCFR. This will yield the highest statistics neutrino trident analysis to date. Other sources of low- $E_{HAD}$  dimuons will be studied.

#### References

1. R. Belusevic and J. Smith, *Phys. Rev. D* **37**, 2419 (1987).
2. F. Bergsma *et al.*, *Phys. Lett. B* **122**, 185 (1983).
3. G. Geiregat *et al.*, *Phys. Lett. B* **245**, 271 (1990).
4. S.R. Mishra *et al.*, *Phys. Rev. Lett.* **66**, 3117 (1991).
5. P. Anniset *et al.*, CERN-EP-98-087 (1998).