

# QCD TESTS AT $e^+e^-$ Colliders

Siegfried Bethke<sup>a</sup>

<sup>a</sup>III. Physikalisches Institut, RWTH, D - 52056 Aachen, Germany

A short review of the history and a ‘slide-show’ of QCD tests in  $e^+e^-$  annihilation is given. The world summary of measurements of  $\alpha_s$  is updated.

## 1. INTRODUCTION

Hadronic final states of  $e^+e^-$  annihilations have proven to provide precise tests of the strong interaction and of its underlying theory, Quantum Chromodynamics (QCD). The success and increasing significance of QCD tests which was achieved in the past few years, especially with the precise data from LEP, was based on improvements and a deeper understanding of the theoretical predictions as well as of the experimental techniques, which both substantially profited from the experience of earlier studies with data from lower energy colliders.

In fact, in many respects it seems desirable to return to the low energy  $e^+e^-$  data and reanalyse them with the knowledge of today. One reason behind this demand is that the size as well as the energy dependence of the strong coupling parameter  $\alpha_s$  is largest at lower energies, and thus the characteristic feature of QCD, asymptotic freedom and the running of  $\alpha_s$ , can be most significantly tested if reliable data at ‘low’ energies are available; see [1] for a recent review.

In the light of these remarks, a short historical review of QCD tests in  $e^+e^-$  annihilation will be given in this report. In Section 2, selected highlights of early QCD studies, at energies below the  $Z^0$  pole, will be reviewed, and some of the original illustrations will be reproduced. Section 3 contains a brief overview of QCD tests achieved at LEP and at the SLC. In section 4, the latest measurements of  $\alpha_s$  from LEP at energies above the  $Z^0$  pole will be summarised. A comparison with measurements of  $\alpha_s$  from other processes will be given in Section 5, including an update of the world summary of  $\alpha_s$  determinations [1].

## 2. QCD IN $e^+e^-$ ANNIHILATION – FROM SPEAR TO SLC AND LEP

In 1975, the first “Evidence for Jet Structure in Hadron Production by  $e^+e^-$  Annihilation” was reported [2]. The data, taken with the SLAC-LBL magnetic detector at the SPEAR storage ring, showed increasing evidence for the production of two-jet like events when the center of mass energy,  $E_{cm}$ , was raised from 3 to 7.4 GeV (see Fig. 1). The jet structure manifested itself as a decrease of the mean sphericity, which is a measure of the global shape of hadronic events. The angular distribution of the jet axes from the same measurement provided evidence that the underlying partons must have spin  $\frac{1}{2}$ . These observations, which were further corroborated by similar measurements at  $E_{cm} = 14$  to 34 GeV at the  $e^+e^-$  storage ring PETRA [3], see Fig. 2, confirmed the basic ideas of the quark-parton model, which relates the constituents of the static quark model with partons produced in particle collisions at high energies.

In 1979, a small fraction of planar 3-jet events was observed by the PETRA experiments around  $E_{cm} \approx 30$  GeV [4], which was attributed to the emission of a third parton with zero electric charge and spin 1 [7], as expected for gluon bremsstrahlung predicted by QCD. The first evidence for 3-jet like events came from visual scans of the energy flow within hadronic events (Fig. 3; see also Fig. 5), followed by statistical analyses of global event shapes like oblateness (Fig. 4) and of angular correlations which are sensitive to the gluon spin [7]. At the end of 1979, the MARK-J collaboration reported a first measurement of  $\alpha_s$ , in first order perturbative QCD, from the shape

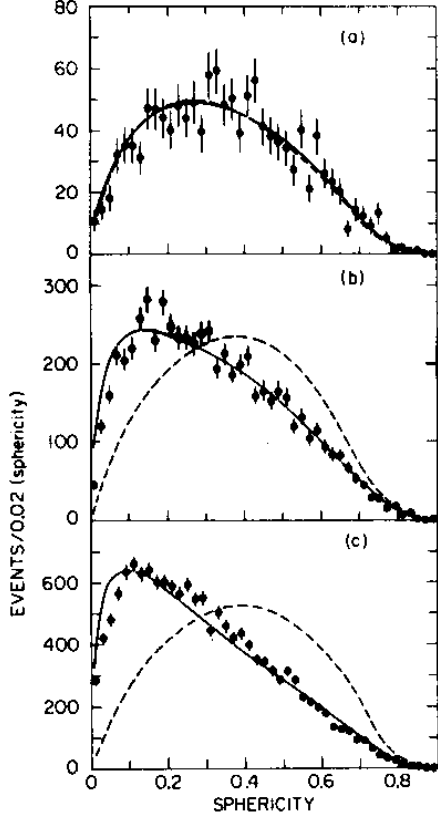


Figure 1. Sphericity distributions observed at  $E_{cm} = 3.0$  GeV (a), 6.2 GeV (b) and at 7.4 GeV (c), compared with a jet (solid curves) and a phase space model (dashed curves). Data are from the SLAC-LBL Magnetic Detector at SPEAR [2].

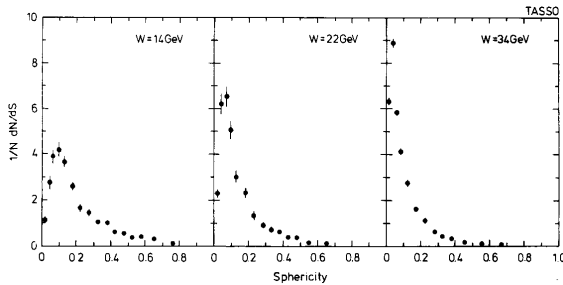


Figure 2. Sphericity distributions at  $E_{cm} = 14$  GeV, 22 GeV and 34 GeV (from TASSO [3]).

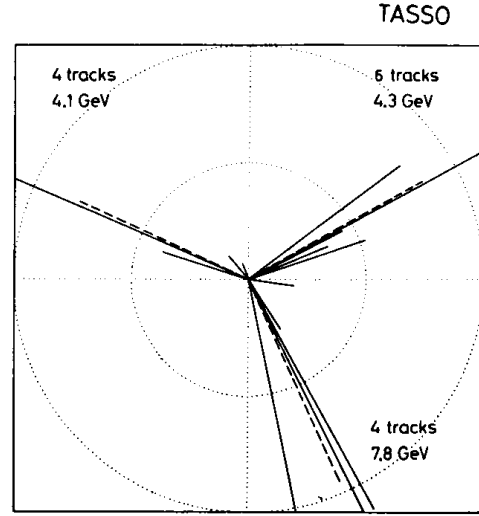


Figure 3. The first 3-jet event observed by TASSO at PETRA. Plotted are the momentum vectors of the charged particles, projected into the principal event plane; the dotted lines indicate the reconstructed jet axes (from [5]).

of the oblateness distribution [6]. The first analysis based on the definition and reconstruction of resolvable jets was published in 1980 by the PLUTO collaboration [8], see Fig. 7.

In 1981, the JADE collaboration found first evidence [9] that the string hadronization model [10] provides a better description of the observed hadron flow in 3-jet events than does an independent jet hadronization model.

The year 1982 brought first evidence for 4-jet like events, observed by JADE at  $E_{cm} = 33$  GeV [11], and the first determination of  $\alpha_s$  in second order perturbation theory ( $\mathcal{O}(\alpha_s^2)$ ), again by JADE [12]. The latter analysis was already based on principles and ideas which nowadays are standard for most of the  $\alpha_s$  analyses at SLC and LEP: An analytic QCD calculation in  $\mathcal{O}(\alpha_s^2)$  perturbation theory was fitted to a measured event shape distribution which had been corrected for detector resolution and hadronization effects (Fig. 8).

In 1986 JADE published the first detailed analysis of  $n$ -jet event production rates [13], introducing a jet finding mechanism which has since then been used in many other studies. The ra-

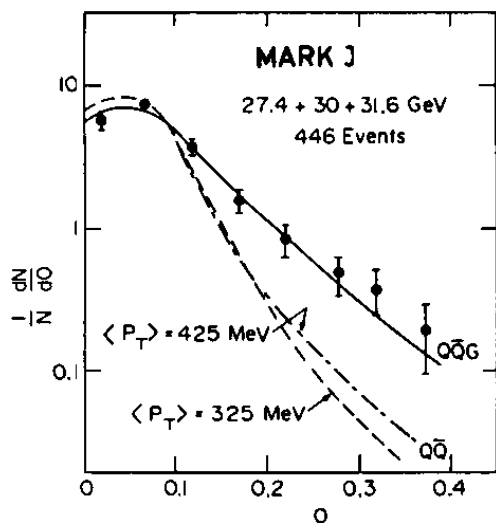


Figure 4. Oblateness distribution measured at PETRA, compared with the predictions based on a  $q\bar{q}g$  model (full line) and a  $q\bar{q}$  model (from [5]).

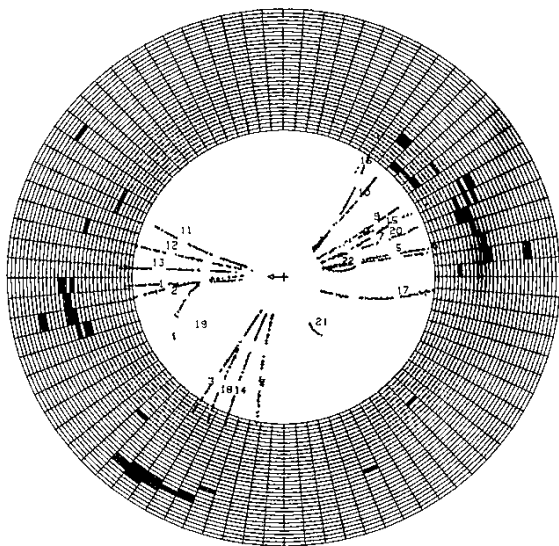


Figure 5. Detector view of a 'typical' 3-jet event recorded with the JADE detector at PETRA.

tio of 4-jet over 3-jet event production rates was found to be significantly larger than predicted by  $\mathcal{O}(\alpha_s^2)$  QCD, an observation that motivated studies of the influence of the choice of renormalization scales in finite order perturbative QCD

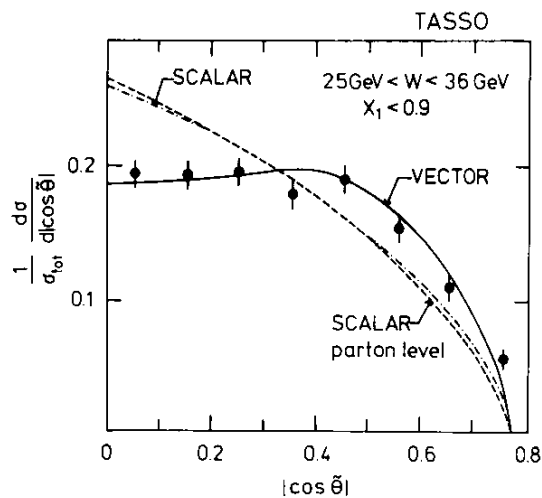


Figure 6. Distribution of the Elli-Karliner angle  $\tilde{\theta}$  measured by TASSO [7], compared with model predictions for a vector and a scalar gluon.

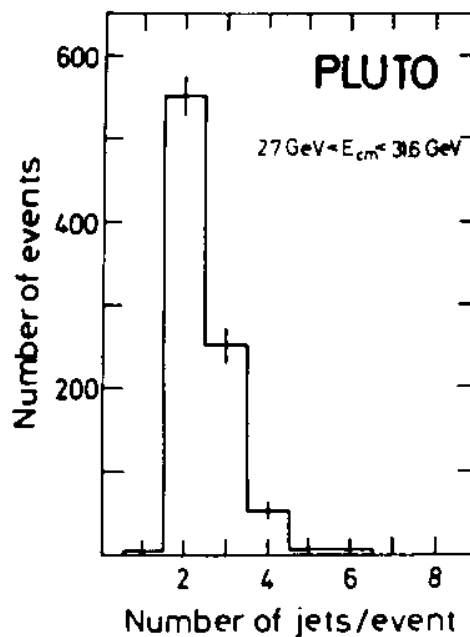


Figure 7. First jet multiplicity distribution measured at PETRA [8].

[14]. In 1988 it was demonstrated by JADE that the energy dependence of 3-jet event production rates gives evidence for the running of  $\alpha_s$  [15], see

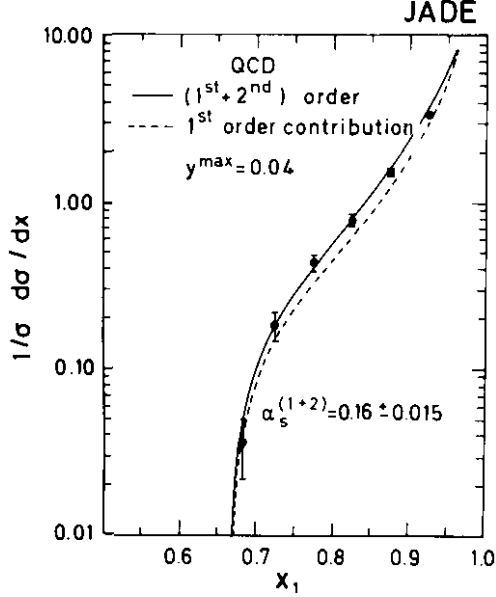


Figure 8. Corrected distribution of the scaled energy of the most energetic jet of reconstructed 3-jet events, compared with analytic QCD predictions in leading (dashed) and in next-to-leading order (full line) [12].

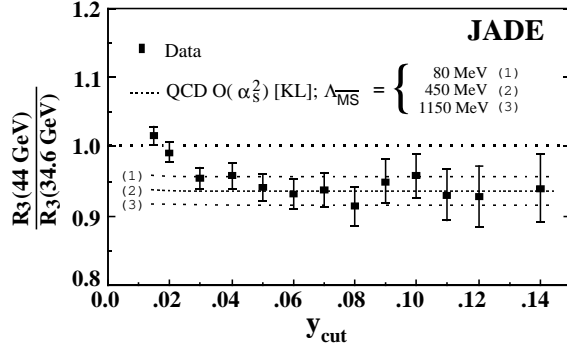


Figure 9. The ratio of 3-jet productions rates at 44 and at 34.6 GeV c.m. energy, analysed with the JADE jet finder [15]. The data are compared with QCD analytic predictions. For the hypothesis of an  $\alpha_s$  which does *not* run with energy, a constant ratio of 1 would be expected.

Fig. 9. First signs of the presence of the gluon self coupling were observed in a study of 4-jet events

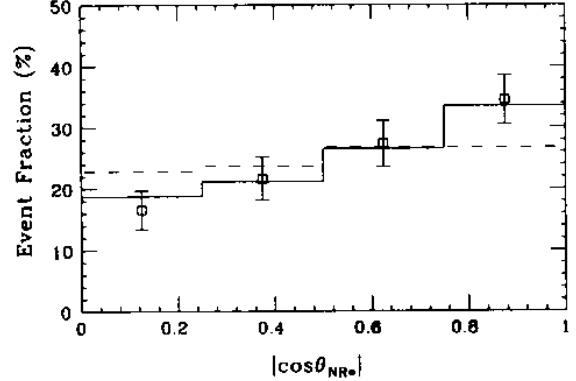


Figure 10. Distribution of the cosine of the modified Nachtmann-Reiter angle for 4-jet events measured by AMY at TRISTRAN [16], compared with the predictions of a QCD (solid line) and an Abelian (dashed line) model.

by AMY [16] around  $E_{cm} = 56$  GeV (Fig. 10).

More detailed reviews about jet physics in  $e^+e^-$  annihilations below the  $Z^0$  resonance can be found e.g. in [5,17,18].

### 3. QCD AT AND ABOVE THE $Z^0$ POLE

In 1989, both the SLC and LEP started to deliver  $e^+e^-$  collisions at and around the  $Z^0$  resonance,  $E_{cm} \sim 91$  GeV. An example of an event of the type  $e^+e^- \rightarrow Z^0 \rightarrow 3$  jets, observed with the Mark-II detector at the SLC, is shown in Fig. 11.

There exist several detailed reviews of QCD studies at LEP and SLC, see e.g. [19–22], and many of the most recent results were presented at this conference. Therefore, only an overview of some of the major achievements will be given here:

New QCD calculations...

- $\mathcal{O}(\alpha_s^3)$  QCD predictions for the hadronic branching fraction of the  $Z^0$  boson and the  $\tau$  lepton [23,24],
- resummation of leading and next-to-leading logarithms and their matching with calculations in complete  $\mathcal{O}(\alpha_s^2)$ , for several hadronic event shapes observables [25],
- $\mathcal{O}(\alpha_s^2)$  predictions for massive quarks [26];

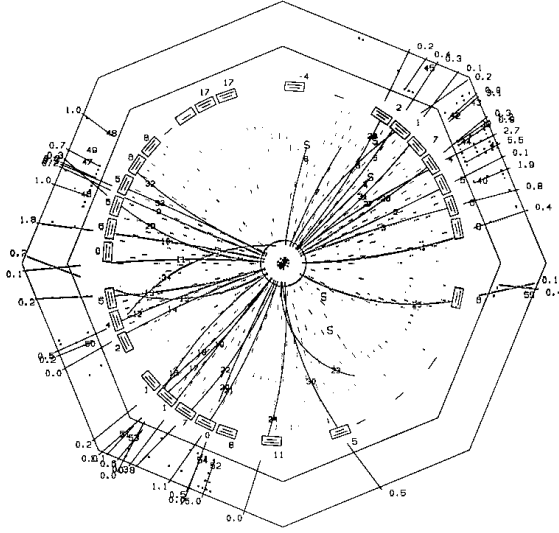


Figure 11. One of the first hadronic  $Z^0$ -decays, observed with the Mark-II detector at the SLAC Linear Collider.

new observables...

- jet finding algorithms [27] like the Durham scheme [28] or the cone algorithm [29],
- event shape variables like jet broadening  $B_T$  and  $B_w$  [30],
- observables to study 4-jet kinematics [31];

and new experimental techniques...

- simultaneous use of many observables to study and reduce systematic and theoretical uncertainties in measurements of  $\alpha_s$  [32],
- variations of renormalisation scale, parton virtuality, quark masses etc. to estimate theoretical uncertainties [32],
- tagging of quark - and gluon-jets [33],
- detailed studies of  $\tau$ -lepton decays (see [34]);

... resulted in:

- precise determinations of  $\alpha_s$  (see Sections 4 and 5),

- tests of the QCD group structure (see [35]),
- detailed studies of differences between quark- and gluon-jets (see [36]),
- many details of the hadronisation process (see e.g. [37]),
- measurements of the heavy quark masses,  $m_c(M_\tau)$  and  $m_b(M_z)$  [38].

#### 4. $\alpha_s$ AT LEP ABOVE THE $Z^0$ -POLE

The most recent data from LEP around  $E_{cm} = 133$  GeV, 161 GeV and 172 GeV - although with rather limited statistics of only a few hundred hadronic events for each experiment and at each energy point - were analysed in terms of hadronic event shape distributions, jet production rates, charged particle multiplicities, momentum distributions of charged particles and other observables. These analyses revealed that the new data are well described by standard QCD and hadronisation models, which were tuned to the high statistics data sets at the  $Z^0$  pole. They also provided first measurements of  $\alpha_s$  at these new energies which are summarised in Table 1.

It should be noted that several of these measurements are not yet officially published; those results as well as the combined values of  $\alpha_s$  shown in Table 1 are therefore still preliminary.

#### 5. UPDATE OF THE WORLD SUMMARY OF $\alpha_s$

Significant determinations of  $\alpha_s$ , based on perturbative QCD predictions which were, at least, complete to next-to-leading order (NLO), date back to 1979/1980 (from structure functions in deep inelastic scattering; see e.g. [43]) and to 1982 (from  $e^+e^-$  annihilation [12]). Many of the early data and determinations of  $\alpha_s$ , see e.g. [44], have been superseded and/or replaced by more actual measurements and analyses, c.f. [45–48].

An update of a 1996 review of  $\alpha_s$  [1] is given in Table 2. Since last year, a correction of the results from  $\nu$ -nucleon deep inelastic scattering [50], new results from lattice QCD [51] and from a study of hadronic event shapes at HERA [52], a reanalysis of event shapes from PETRA data

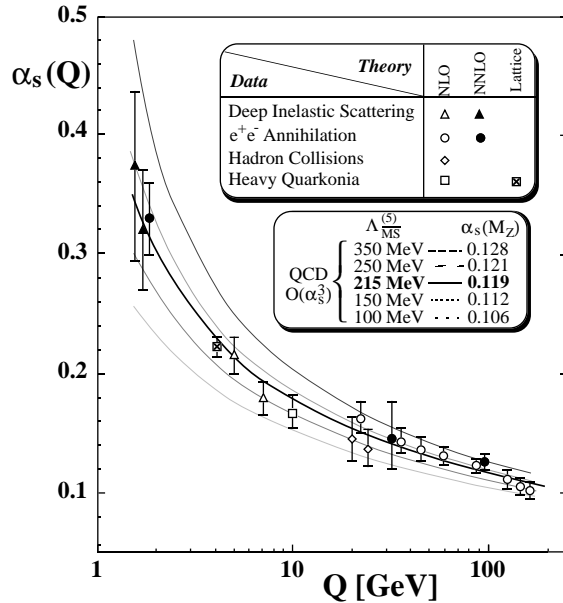
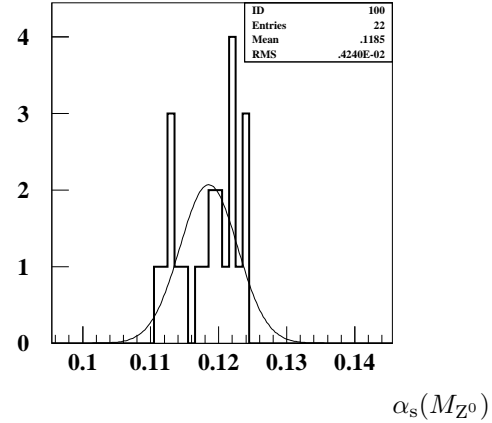
Table 1.

Summary of measurements of  $\alpha_s$  at LEP-1.5 and at LEP-2.

Exp.	$\alpha_s(\sqrt{s} = 133 \text{ GeV})$	$\alpha_s(\sqrt{s} = 161 \text{ GeV})$	$\alpha_s(\sqrt{s} = 172 \text{ GeV})$	refs.
ALEPH	$0.115 \pm 0.008 \pm 0.005$	$0.111 \pm 0.009 \pm 0.005$	$0.105 \pm 0.010 \pm 0.004$	[39]
DELPHI	$0.116 \pm 0.007 \pm^{+0.005}_{-0.004}$	$0.107 \pm 0.008 \pm^{+0.005}_{-0.004}$	$0.104 \pm 0.013 \pm^{+0.005}_{-0.004}$	[40]
L3	$0.107 \pm 0.005 \pm 0.006$	$0.103 \pm 0.005 \pm 0.005$	$0.104 \pm 0.006 \pm 0.005$	[41]
OPAL	$0.110 \pm 0.009 \pm 0.009$	$0.101 \pm 0.009 \pm 0.009$	$0.093 \pm 0.009 \pm 0.009$	[42]
Average	$0.111 \pm 0.003 \pm 0.007$	$0.105 \pm 0.004 \pm 0.006$	$0.102 \pm 0.004 \pm 0.006$	

[48], an update of  $\alpha_s$  from the hadronic width of the  $Z^0$  [53] and new results from LEP data above the  $Z^0$  pole (see Section 4) became available. The data are displayed in Figures 12 and 15.

Perhaps the most relevant change of previously reported results is the one from  $\nu$ -nucleon scattering [50], which increased - due to a new energy calibration of the detector - from  $\alpha_s(M_{Z^0}) = 0.111 \pm 0.006$  to  $0.119 \pm 0.005$ . This partly resolves the outstanding problem that deep inelastic scattering results preferred lower values of  $\alpha_s(M_{Z^0})$  then did measurements in  $e^+e^-$  annihilation.

Figure 12. World summary of  $\alpha_s(Q)$  (status of July 1997).Figure 13. Frequency distribution of central values of  $\alpha_s(M_{Z^0})$  (histogram; data from Table 2) and a gaussian with the same mean and width (curve).

The distribution of the central values of  $\alpha_s(M_{Z^0})$  is displayed in Figure 13, whereby the result from lattice QCD is not included because the relevance of its given uncertainty is not entirely clear. The unweighted mean of this distribution is 0.1185, the root mean squared (r.m.s.) is 0.0042. This distribution, however, does not have a gaussian shape, and so the r.m.s. is not regarded as a good measure of the error of the average value of  $\alpha_s(M_{Z^0})$ . Owing to the fact that the dominating uncertainties of most  $\alpha_s$  measurements are theoretical rather than statistical or experimental, which may then be correlated to an unknown degree, two alternatives to estimate the uncertainty of the average  $\alpha_s(M_{Z^0})$  are applied:

First, it is demanded that at least 90% of the central values of all measurements must be inside the error interval. This gives  $\Delta\alpha_s(M_{Z^0}) =$

Table 2.

World summary of measurements of  $\alpha_s$ . Entries preceded by • are new or updated since summer 1996 [1]. Abbreviations: DIS = deep inelastic scattering; GLS-SR = Gross-Llewellyn-Smith sum rules; Bj-SR = Bjorken sum rules; (N)NLO = (next-)next-to-leading order perturbation theory; LGT = lattice gauge theory; resum. = resummed next-to-leading order.

Process	Q [GeV]	$\alpha_s(Q)$	$\alpha_s(M_{Z^0})$	$\Delta\alpha_s(M_{Z^0})$		Theory
				exp.	theor.	
DIS [ $\nu$ ; Bj-SR]	1.58	$0.375^{+0.062}_{-0.081}$	$0.122^{+0.005}_{-0.009}$	–	–	NNLO
DIS [ $\nu$ ; GLS-SR]	1.73	$0.32 \pm 0.05$	$0.115 \pm 0.006$	0.005	0.003	NNLO
$\tau$ -decays	1.78	$0.330 \pm 0.030$	$0.119 \pm 0.004$	0.001	0.004	NNLO
• DIS [ $\nu$ ; $F_2$ and $F_3$ ]	5.0	$0.215 \pm 0.016$	$0.119 \pm 0.005$	0.002	0.004	NLO
DIS [ $\mu$ ; $F_2$ ]	7.1	$0.180 \pm 0.014$	$0.113 \pm 0.005$	0.003	0.004	NLO
DIS [HERA; $F_2$ ]	2 - 10		$0.120 \pm 0.010$	0.005	0.009	NLO
DIS [HERA; jets]	10 - 60		$0.120 \pm 0.009$	0.005	0.007	NLO
• DIS [HERA; ev.shps.]	7 - 100		$0.118^{+0.007}_{-0.006}$	0.001	$^{+0.007}_{-0.006}$	NLO
$Q\bar{Q}$ states	4.1	$0.223 \pm 0.009$	$0.117 \pm 0.003$	0.000	0.003	LGT
$J/\Psi + \Upsilon$ decays	10.0	$0.167^{+0.015}_{-0.011}$	$0.113^{+0.007}_{-0.005}$	0.001	$^{+0.007}_{-0.005}$	NLO
• $e^+e^-$ [ev. shapes]	22.0	$0.161^{+0.016}_{-0.011}$	$0.124^{+0.009}_{-0.006}$	$\pm 0.005$	$^{+0.008}_{-0.003}$	resum
$e^+e^-$ [ $\sigma_{\text{had}}$ ]	34.0	$0.146^{+0.031}_{-0.026}$	$0.124^{+0.021}_{-0.019}$	$^{+0.021}_{-0.019}$	–	NLO
• $e^+e^-$ [ev. shapes]	35.0	$0.143^{+0.011}_{-0.007}$	$0.122^{+0.008}_{-0.006}$	$\pm 0.002$	$^{+0.008}_{-0.005}$	resum
• $e^+e^-$ [ev. shapes]	44.0	$0.137^{+0.010}_{-0.007}$	$0.122^{+0.008}_{-0.006}$	$\pm 0.003$	$^{+0.007}_{-0.005}$	resum
$e^+e^-$ [ev. shapes]	58.0	$0.132 \pm 0.008$	$0.123 \pm 0.007$	0.003	0.007	resum
$p\bar{p} \rightarrow b\bar{b}X$	20.0	$0.145^{+0.018}_{-0.019}$	$0.113 \pm 0.011$	$^{+0.007}_{-0.006}$	$^{+0.008}_{-0.009}$	NLO
$p\bar{p}, pp \rightarrow \gamma X$	24.2	$0.137^{+0.017}_{-0.014}$	$0.112^{+0.012}_{-0.008}$	0.006	$^{+0.010}_{-0.005}$	NLO
$\sigma(p\bar{p} \rightarrow \text{jets})$	30 - 500		$0.121 \pm 0.009$	0.001	0.009	NLO
• $e^+e^-$ [ $\Gamma(Z^0 \rightarrow \text{had.})$ ]	91.2	$0.124 \pm 0.005$	$0.124 \pm 0.005$	0.004	0.003	NNLO
$e^+e^-$ [ev. shapes]	91.2	$0.122 \pm 0.006$	$0.122 \pm 0.006$	0.001	0.006	resum.
• $e^+e^-$ [ev. shapes]	133.0	$0.111 \pm 0.008$	$0.117 \pm 0.008$	0.004	0.007	resum
• $e^+e^-$ [ev. shapes]	161.0	$0.105 \pm 0.007$	$0.114 \pm 0.008$	0.004	0.007	resum
• $e^+e^-$ [ev. shapes]	172.0	$0.102 \pm 0.007$	$0.111 \pm 0.008$	0.004	0.007	resum

$\pm 0.006$ , which can be regarded as a ‘90% confidence interval’ (68% confidence would correspond to  $\pm 0.005$ ).

Second, assuming that each result of  $\alpha_s(M_{Z^0})$  has a boxed-shaped rather than a gaussian probability distribution over the interval of its quoted error, and summing all resulting weights<sup>1</sup> for each numerical value of  $\alpha_s(M_{Z^0})$ , leads to the distribution shown in Figure 14. The (weighted) mean of this distribution is almost identical to the unweighted average (see Fig. 13),  $\alpha_s(M_{Z^0}) = 0.1188$ . This distribution now has a gaussian shape; the

r.m.s. is 0.0060 and the width of a gaussian fit to that distribution is 0.0057. Therefore the world average result is quoted to be

$$\alpha_s(M_{Z^0}) = 0.119 \pm 0.006,$$

where the error of 0.006 is perhaps a conservative but well defined estimate of the overall uncertainties. This average corresponds to the full line in Figure 12 and to the dashed line plus the shaded band in Figure 15. The agreement between the different measurements is excellent. Due to the many new and recent measurements, the running of  $\alpha_s$  as predicted by QCD is significantly proven by the data.

<sup>1</sup>The weight of a measurement is defined to be the inverse of the square of its total error.

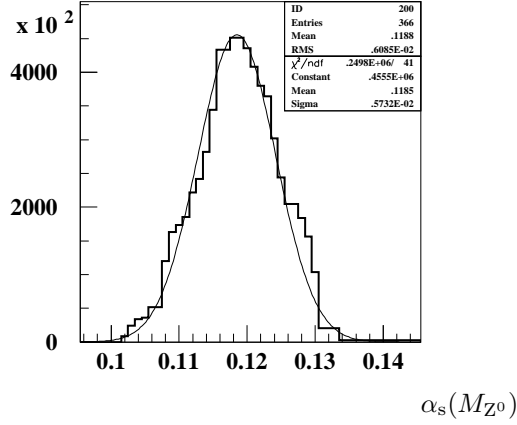


Figure 14. Sum of weights of  $\alpha_s(M_{Z^0})$  (histogram; calculated from data of Table 2) and gaussian fit (curve).

## REFERENCES

1. S. Bethke, *Proc. QCD Euroconference 96*, Montpellier, France, July (1996), Nucl. Phys. (Proc.Suppl.) 54A (1997) 314; hep-ex/9609014.
2. G. Hanson et al., Phys. Rev. Lett 35 (1975) 1609.
3. TASSO Collab., M. Althoff et al., Z. Phys. C22 (1984) 307.
4. TASSO Collab., R. Brandelik et al., Phys. Lett. B86 (1979) 243; MARK J Collab., D.P. Barber et al., Phys. Rev. Lett 43 (1979) 830; PLUTO Collab., Ch. Berger et al., Phys. Lett. B86 (1979) 418; JADE Collab., W. Bartel et al., Phys. Lett. B91 (1980) 142.
5. S.L. Wu, Phys. Rep 107 (1984) 59.
6. MARK J Collab., D.P. Barber et al., Phys. Lett. B89 (1979) 139.
7. TASSO Collab., R. Brandelik et al., Phys. Lett. B97 (1980) 453; PLUTO Collab., Ch. Berger et al., Phys. Lett. B97 (1980) 459; CELLO Collab., H.J. Behrend et al., Phys. Lett. B110 (1982) 329.
8. PLUTO Collab., Ch. Berger et al., Phys. Lett. B97 (1980) 459.

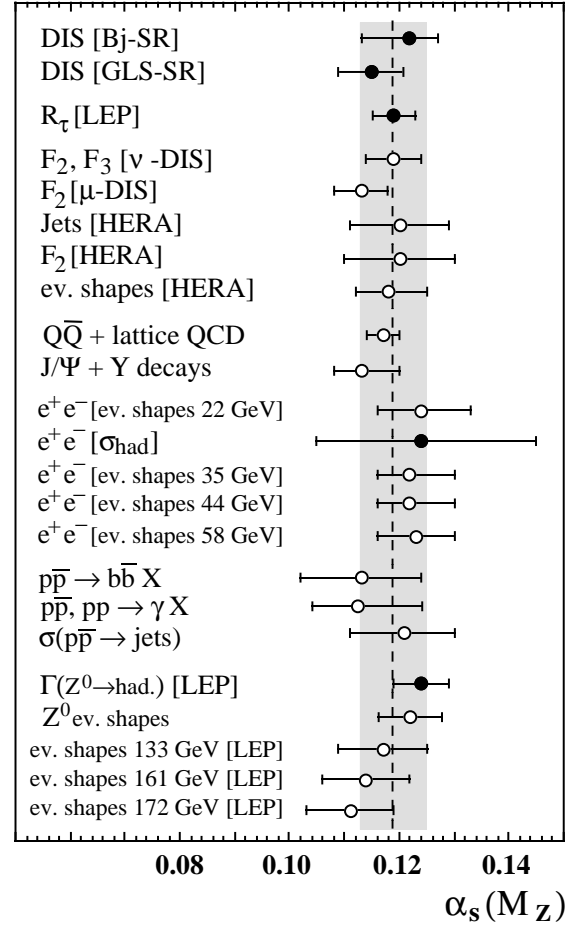


Figure 15. World summary of  $\alpha_s(M_{Z^0})$ .

9. JADE Collab., W. Bartel et al., Phys. Lett. B101 (1981) 129; Z. Phys. C21 (1983) 37.
10. B. Andersson, G. Gustavson and T. Sjöstrand, Z. Phys. C6 (1980) 235.
11. JADE Collab., W. Bartel et al., Phys. Lett. B115 (1982) 338.
12. JADE Collab., W. Bartel et al., Phys. Lett. B119 (1982) 239.
13. JADE Collab., W. Bartel et al., Z. Phys. C33 (1986), 23.
14. G. Kramer, B. Lampe, Z. Phys. C39 (1988) 101; S. Bethke, Z. Phys. C43 (1989) 331.
15. JADE Collab., S. Bethke et al., Phys. Lett. B213 (1988), 235.



16. AMY Collab., I. Park et al., Phys. Rev. Lett 62 (1989) 1713.
17. B. Naroska, Phys. Rep. 148 (1987) 67.
18. S. Bethke, *Proc. of the Workshop on the Standard Model at Present and Future Accelerators*, Budapest 1989; LBL-28112 (1989).
19. S. Bethke and J. Pilcher, Ann. Rev. Nucl. Part. Sci. 42 (1992) 251.
20. T. Hebbeker, Phys. Rep. 217 (1992) 69.
21. S. Bethke, Proc. of the 42<sup>nd</sup> Scottish Universities Summer School in Physics, St. Andrews 1993; HD-PY 93/7.
22. P.N. Burrows, Talk at 17th Intern. Conf. on Physics in Collision, Bristol, England, June 1997, SLAC-PUB-7631 (1997); hep-ex/9709010.
23. S.G. Gorishny, A.L. Kataev and S.A. Larin, Phys. Lett. B259 (1991) 144; L.R. Surguladze, M.A. Samuel, Phys. Rev. Lett. 66 (1991) 560.
24. E. Braaten, S. Narison and A. Pich, Nucl. Phys. B373 (1992) 581; F. Le Diberder and A. Pich, Phys. Lett. B286 (1992) 147.
25. S. Catani et al., Nucl. Phys. B407 (1993) 3.
26. A. Brandenburg, W. Bernreuther and P. Uwer, these proceedings; Phys. Rev. Lett. 79 (1997) 189; G. Rodrigo, A. Santamaria and M. Bilenkii, Phys. Rev. Lett. 79 (1997) 193.
27. S. Bethke, Z. Kunszt, D.E. Soper and W.J. Stirling, Nucl. Phys. B370 (1992) 310.
28. Yu.L. Dokshitzer, Contribution to the Workshop on Jets at LEP and HERA, Durham (1990), J. Phys. G17 (1991).
29. OPAL Collab., R. Akers et al., Z. Phys. C63 (1994) 197.
30. S. Catani, G. Turnock and B.R. Webber, Phys. Lett. B295 (1992) 269.
31. DELPHI Collab., P. Abreu et al., Z. Phys. C59 (1993) 357.
32. DELPHI Collab., P. Abreu et al., Z. Phys. C54 (1992) 55; OPAL Collab., P.D. Acton et al., Z. Phys. C55 (1992) 1.
33. OPAL Collab., P.D. Acton et al., Z. Phys. C58 (1993) 387;
34. R. Settles, these proceedings.
35. G. Dissertori, these proceedings; also in: hep-ex/9705016.
36. OPAL Collab., K. Ackerstaff et al., CERN-PPE-97-105, (Subm. to Z. Phys. C.), hep-ex/9708029.
37. I.G. Knowles and G.D. Lafferty, J. Phys. G23 (1997) 731, hep-ph/9705217.
38. S. Chen (ALEPH Collab.), these proceedings; S.I. Marti (DELPHI Collab.), these proceedings, hep-ex/9708030.
39. ALEPH Collab., D. Buskulic et al., Z. Phys. C73 (1997) 409; results subm. to the EPS-HEP Conf., Jerusalem, July 1997.
40. DELPHI Collaboration, P. Abreu et al., Z. Phys. C73 (1997) 229; latest results provided at: <http://delphiwww.cern.ch>.
41. L3 Collab., M. Acciarri et al., Phys. Lett. B404 (1997) 390.
42. OPAL Collab., Z. Phys. C72 (1996) 191; Z. Phys. C75 (1997) 193; OPAL PN281.
43. A. Gonzales-Arroyo, C. Lopez and F.J. Yndurain, Nucl. Phys. B159 (1979) 512; Nucl. Phys. B174 (1980) 474.
44. F.J. Yndurain, Proc. Intern. Europhysics Conf. on HEP, Brighton (UK), July 1983.
45. G. Altarelli, in [49].
46. M. Virchaux, in [49].
47. S. Bethke, Proc. XXVI Intern. Conf. on HEP, Dallas (Texas), August 1992; HD-PY 92/13.
48. P.A. Movilla-Fernandez, these proceedings; P.A. Movilla-Fernandez et al., hep-ex / 9708034, subm. to Z. Phys. C.
49. Proc. of *QCD 20 Years Later*, Aachen (Germany), June 1992, eds. P.M. Zerwas and H.A. Kastrup, World Scientific.
50. K.S. McFarland et al., FERMILAB-PUB-97-001-E, subm. to Phys. Rev. Lett.; hep-ex/9701010.
51. C.T.H. Davies et al., Phys. Rev. D56 (1997); hep-lat/9703010.
52. H1 Collab., C. Adloff et al., Phys. Lett. B406 (1997) 256; hep-ex/9706002.
53. The LEP Electroweak Working Group, August 1997 (available e.g. as OPAL-TN504).