

# Search for Excited and Exotic Muons at CDF

Heather Gerberich\*, Christopher Hays<sup>†</sup> and Ashutosh Kotwal\*\*

*\*University of Illinois, Urbana, Illinois 61801*

*<sup>†</sup>University of Oxford, Oxford OX1 3RH, United Kingdom*

*\*\*Duke University, Durham, North Carolina 27708*

**Abstract.** We present a search for the production of excited or exotic muons ( $\mu^*$ ) via the reaction  $\bar{p} + p \rightarrow \mu^* + \mu \rightarrow \mu\gamma + \mu$  using  $371 \text{ pb}^{-1}$  of data collected with the Run II CDF detector. In this signature-based search, we look for a resonance in the  $\mu\gamma$  mass spectrum. The data are compared to standard model and detector background expectations, and with predictions of excited muon production. We use these comparisons to set limits on the  $\mu^*$  mass and compositeness scale  $\Lambda$  in contact interaction and gauge-mediated models.

**Keywords:** excited, exotic, muon

**PACS:** 12.60.Rc, 13.85.Qk, 14.60.Hi

## INTRODUCTION

In the standard model (SM), quarks and leptons are considered fundamental particles. An indication that quarks and leptons are composite particles would be the observation of their excited states [1]. Additionally, when the standard model is embedded in larger symmetry groups, exotic fermions are predicted [2]. We search for singly produced excited and exotic muons where the  $\mu^*$  decays in the  $\mu\gamma$  channel, resulting in a  $\mu\mu\gamma$  final state signature. The  $\mu\mu\gamma$  signal is fully-reconstructible with low background expectation.

## EXCITED AND EXOTIC MUON MODELS

We consider two models for excited and exotic muon production: a contact interaction (CI) model and a gauge mediated (GM) model. In the CI model, excited muon production is described by a four-fermion Lagrangian of quarks to excited and SM muons [1]. The CI cross sections depend on the  $\mu^*$  mass  $M_{\mu^*}$  and compositeness scale  $\Lambda$ . The CI process is modeled by PYTHIA [3]. The production of  $\mu^*$  in the GM model is described by its coupling to gauge bosons [4]. The GM cross sections depend on  $M_{\mu^*}$  and  $f/\Lambda$ , where  $f$  is a phenomenological coupling constant. The programs LANHEP [5] and COMPHEP [6] are used to calculate leading order GM cross sections and generate GM events. For both models, the  $\mu^*$  decays are prescribed by the GM Lagrangian [7].

## DATASET AND SIGNAL SELECTION

We use  $371 \text{ pb}^{-1}$  of data collected with the high  $p_T$  muon trigger at CDF from February 2002 through September 2004. We search for events consisting of two muons and a photon. The isolated muons must have  $p_T > 20 \text{ GeV}/c$  and be located in the central portion of the detector ( $|\eta| < 1$ ), with at least one detected in the muon chamber. Muons are identified by their minimum-ionizing particle properties. The isolated photon must have  $E_T > 25 \text{ GeV}$ , can be located in the central or forward region, and is identified by its electromagnetic shower properties. In addition, we veto events with  $81 < M_{\mu\mu} < 101 \text{ GeV}/c^2$ , to remove events produced by initial-state radiation (ISR)  $p + \bar{p} \rightarrow Z + \gamma$ .

## TOTAL SIGNAL ACCEPTANCE

The total signal acceptance is measured using the GEANT[8]-based CDF detector simulation. The CI total signal acceptance increases from 13% at  $M_{\mu^*} = 100 \text{ GeV}/c^2$  to an asymptotic value of 21% for  $M_{\mu^*} > 400 \text{ GeV}/c^2$ . For the

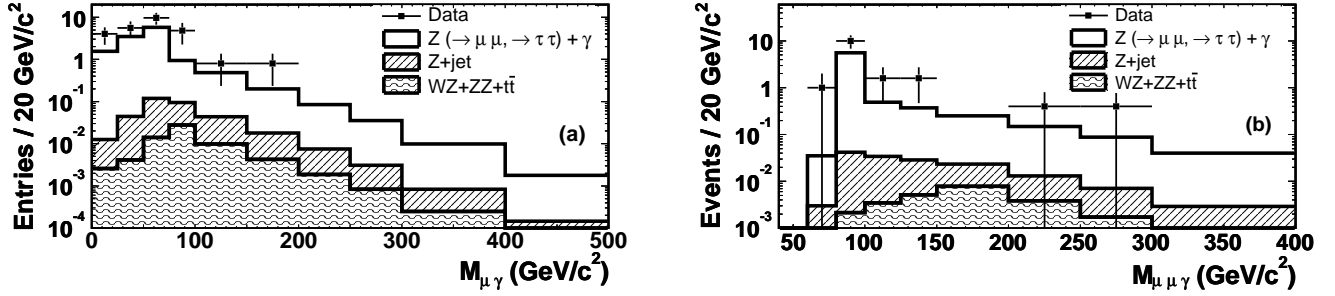


FIGURE 1. Background predictions and data observations for  $M_{\mu\gamma}$  (a) and  $M_{\mu\mu\gamma}$  (b).

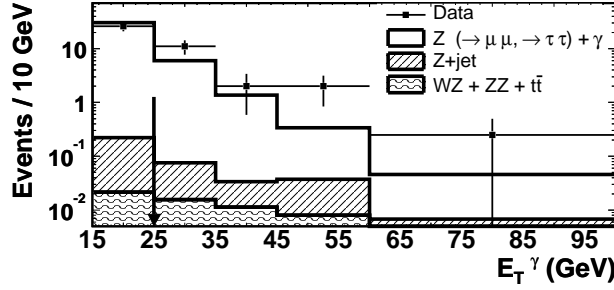


FIGURE 2. Background predictions and data observations for photon  $E_T$ .

GM model, the total signal acceptance increases from 12% at  $M_{\mu^*} = 100 \text{ GeV}/c^2$  to 23% for  $M_{\mu^*} > 300 \text{ GeV}/c^2$ .

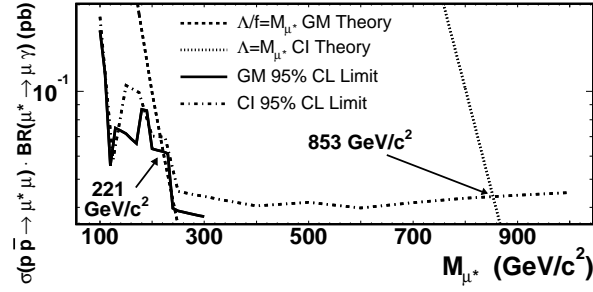
## BACKGROUND ESTIMATES AND DATA OBSERVATIONS

The  $\mu\mu\gamma$  signature can be produced by several standard model and detector sources: (1)  $Z/\gamma^*(\rightarrow \mu\mu) + \gamma$ ; (2)  $Z/\gamma^*(\rightarrow \tau\tau) + \gamma$ ; (3)  $Z(\rightarrow \mu\mu) + jet$ , where a jet is misreconstructed as a photon; (4)  $t + \bar{t} \rightarrow \mu\nu\mu\nu b\bar{b}$ , where a fermion radiates a high- $E_T$  photon; (5)  $W(\rightarrow e\nu) + Z(\rightarrow \mu\mu)$  and  $Z(\rightarrow ee) + Z(\rightarrow \mu\mu)$ , where an electron is misidentified as a photon. The primary background  $Z/\gamma^*(\rightarrow \mu\mu) + \gamma$  is modeled using the ZGAMMA program [9]. The  $Z(\rightarrow \mu\mu) + jet$  is estimated using data. The total background prediction is  $8.3 \pm 0.9$  events ( $16.6 \pm 1.8 \mu\gamma$  combinations). In our ISR  $Z + \gamma$  control region,  $81 < M_{\mu\mu} < 101 \text{ GeV}/c^2$  and  $E_T^\gamma < 50 \text{ GeV}$ , we predict  $7.4^{+1.2}_{-0.8}$  and observe 5 events.

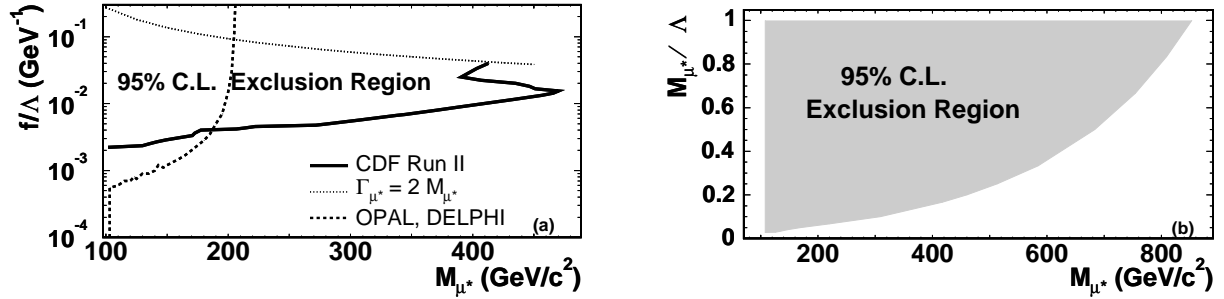
In the signal region, we observe 17 events with a background prediction of  $8.3 \pm 0.9$  events. The background prediction and data are shown as a function of  $M_{\mu\gamma}$  in Figure 1(a). Several studies were done to understand the observed excess. The  $Z \rightarrow \mu\mu\gamma$  background, where the  $\gamma$  is produced via final-state radiation (FSR), is defined by  $81 < M_{\mu\mu\gamma} < 101 \text{ GeV}/c^2$ . In this region, we observe 11 events with a prediction of  $5.5 \pm 0.5$  events, as shown in Figure 1(b). As a check, we lower the  $E_T$  cut to 15 GeV and observe 43 events, with a prediction of  $38.5 \pm 4.0$  events, as shown in Figure 2. These studies indicate that the excess at low mass is consistent with an upward statistical fluctuation, primarily in  $Z \rightarrow \mu\mu\gamma$  FSR. There is no excess at high mass to indicate new physical processes.

## $M_{\mu^*}$ LIMITS AND EXCLUSION REGIONS

A Bayesian approach is used to obtain the upper limits on the experimental cross section at the 95% confidence level (C.L.). For  $M_{\mu^*} = \Lambda$  ( $M_{\mu^*} = \Lambda/f$ ) in the CI (GM) model, masses below 853  $\text{GeV}/c^2$  (221  $\text{GeV}/c^2$ ) are excluded, as shown in Figure 3. Because the GM exotic muon cross section depends on both  $M_{\mu^*}$  and  $f/\Lambda$ , we plot the two-dimensional  $f/\Lambda - M_{\mu^*}$  exclusion region in Figure 4(a). The excited muon CI model is valid for  $M_{\mu^*}/\Lambda < 1$ ; we plot the CI exclusion region in the  $M_{\mu^*}/\Lambda - M_{\mu^*}$  plane in 4(b).



**FIGURE 3.** Mass limits for  $M_{\mu^*} = \Lambda$  ( $M_{\mu^*} = \Lambda/f$ ) in the CI (GM) model.



**FIGURE 4.** Exclusions regions for the GM (a) and CI (b) models. Also shown in (a) are the regions excluded by the OPAL and DELPHI experiments for the GM model [10].

## CONCLUSION

We have presented a search for excited and exotic muons in the  $\mu\gamma$  channel. No evidence of a  $\mu^*$  signal is found. Limits on the excited muon mass are established based on a contact interaction and a gauge-mediated model, the latter of which are the first limits at a hadron collider.

## ACKNOWLEDGMENTS

We are grateful to Alejandro Daleo for providing NNLO cross section calculations. We thank the Fermilab staff and the technical staffs of the participating institutions for their vital contributions.

## REFERENCES

1. U. Baur, M. Spira, and P. M. Zerwas, Phys. Rev. D **42**, 815 (1990), and references therein.
2. J.L. Hewett and T.G. Rizzo, Phys. Rep. **183**, 193 (1989), and references therein.
3. T. Sjöstrand, Comput. Phys. Commun. **82**, 74 (1994), version 6.127. We divide the  $\mu^*$  production cross section calculated by PYTHIA v6.127 by a factor of 2, to be consistent with PYTHIA v6.211, as described in the PYTHIA release notes.
4. K. Hagiwara, S. Komamiya, and D. Zeppenfeld, Z. Phys. C **29**, 115 (1985), and references therein; E. Boos *et al.*, Phys. Rev. D **66**, 013011 (2002), and references therein.
5. A. V. Semenov, hep-ph/0208011 (2002); A. V. Semenov, Comput. Phys. Commun. **115**, 124 (1998).
6. A. Pukhov *et al.*, hep-ph/9908288 (1999); E. E. Boos *et al.*, hep-ph/9503280 (1995).
7. D. Acosta *et al.* (CDF Collaboration), Phys. Rev. Lett. **94**, 101802 (2005).
8. R. Brun and F. Carminati, CERN Program Library Long Writeup, W5013, 1993 (unpublished), version 3.15.
9. U. Baur and E. L. Berger, Phys. Rev. D **47**, 4889 (1993).
10. G. Abbiendi *et al.* (OPAL Collaboration), Phys. Lett. B **544**, 57 (2002); J. Abdallah *et al.* (DELPHI Collaboration), Eur. Phys. J. C **46**, 277 (2006).