

High statistics study of the  $f_0(980)$  resonance in  $\pi^+ \pi^-$  production

K. Abe,<sup>9</sup> K. Abe,<sup>49</sup> I. Adachi,<sup>9</sup> H. Aihara,<sup>51</sup> D. Anipko,<sup>1</sup> K. Aoki,<sup>25</sup> T. Arai,<sup>32</sup> K. Arinstein,<sup>1</sup>  
Y. Asano,<sup>56</sup> T. Asao,<sup>55</sup> V. Aulchenko,<sup>1</sup> T. Aushev,<sup>21</sup> T. Aziz,<sup>47</sup> S. Bahinipati,<sup>4</sup> A. M. Bakich,<sup>46</sup> V. Balagura,<sup>15</sup>  
Y. Ban,<sup>37</sup> S. Banerjee,<sup>47</sup> E. Barberio,<sup>24</sup> M. Barbero,<sup>8</sup> A. Bay,<sup>21</sup> I. Bedny,<sup>1</sup> K. Belus,<sup>14</sup> U. Bitenc,<sup>16</sup>  
I. Bizjak,<sup>16</sup> S. Blyth,<sup>27</sup> A. Bondar,<sup>1</sup> A. Bozek,<sup>30</sup> M. Bracko,<sup>23,16</sup> J. Brodzicka,<sup>9,30</sup> T. E. Browder,<sup>8</sup>  
M.-C. Chang,<sup>50</sup> P. Chang,<sup>29</sup> Y. Chao,<sup>29</sup> A. Chen,<sup>27</sup> K.-F. Chen,<sup>29</sup> W.-T. Chen,<sup>27</sup> B.-G. Cheon,<sup>3</sup> R. Chistov,<sup>15</sup>  
J. H. Choi,<sup>18</sup> S.-K. Choi,<sup>7</sup> Y. Choi,<sup>45</sup> Y. K. Choi,<sup>45</sup> A. Chuvpikov,<sup>39</sup> S. Cole,<sup>46</sup> J. Dalseno,<sup>24</sup> M. Danilov,<sup>15</sup>  
M. Dash,<sup>57</sup> R. Dowd,<sup>24</sup> J. Dragic,<sup>9</sup> A. Dnutskey,<sup>4</sup> S. Edelmann,<sup>1</sup> Y. Enari,<sup>25</sup> D. Epifanov,<sup>1</sup> S. Fratina,<sup>16</sup>  
H. Fuji,<sup>9</sup> M. Fujikawa,<sup>26</sup> N. Gabyshev,<sup>1</sup> A. Garmash,<sup>39</sup> T. Gereshon,<sup>9</sup> A. Go,<sup>27</sup> G. Gokhroo,<sup>47</sup> P. Goldenzweig,<sup>4</sup>  
B. Golob,<sup>22,16</sup> A. Gornik,<sup>16</sup> M. Grosse Perdekamp,<sup>11,40</sup> H. Guler,<sup>8</sup> H. Ha,<sup>18</sup> J. Haba,<sup>9</sup> K. Hara,<sup>25</sup> T. Hara,<sup>35</sup>  
Y. Hasegawa,<sup>44</sup> N. C. Hastings,<sup>51</sup> K. Hayasaka,<sup>25</sup> H. Hayashii,<sup>26</sup> M. Hazumi,<sup>9</sup> D. Heeman,<sup>35</sup> T. Higuchi,<sup>9</sup>  
L. Hinz,<sup>21</sup> T. Hokuue,<sup>25</sup> Y. Hoshi,<sup>49</sup> K. Hoshina,<sup>54</sup> S. Hou,<sup>27</sup> W.-S. Hou,<sup>29</sup> Y. B. Hsiung,<sup>29</sup> Y. Igarashi,<sup>9</sup>  
T. Iijima,<sup>25</sup> K. Ikado,<sup>25</sup> A. Imoto,<sup>26</sup> K. Inami,<sup>25</sup> A. Ishikawa,<sup>51</sup> H. Ishino,<sup>52</sup> K. Itoh,<sup>51</sup> R. Itoh,<sup>9</sup> M. Iwabuchi,<sup>6</sup>  
M. Iwasaki,<sup>51</sup> Y. Iwasaki,<sup>9</sup> C. Jacoby,<sup>21</sup> M. Jones,<sup>8</sup> H. Kakuno,<sup>51</sup> J. H. Kang,<sup>58</sup> J. S. Kang,<sup>18</sup> P. Kapusta,<sup>30</sup>  
S. U. Kataoka,<sup>26</sup> N. Katayama,<sup>9</sup> H. Kawai,<sup>2</sup> T. Kawasaki,<sup>32</sup> H. R. Khan,<sup>52</sup> A. Kibayashi,<sup>52</sup> H. Kichimi,<sup>9</sup>  
N. Kikuchi,<sup>50</sup> H. J. Kim,<sup>20</sup> H. O. Kim,<sup>45</sup> J. H. Kim,<sup>45</sup> S. K. Kim,<sup>43</sup> T. H. Kim,<sup>58</sup> Y. J. Kim,<sup>6</sup> K. Kinoshita,<sup>4</sup>  
N. Kishimoto,<sup>25</sup> S. Korpar,<sup>23,16</sup> Y. Kozakai,<sup>25</sup> P. Krizan,<sup>22,16</sup> P. Krokovny,<sup>9</sup> T. Kubota,<sup>25</sup> R. Kulasiri,<sup>4</sup> R. Kumar,<sup>36</sup>  
C. C. Kuo,<sup>27</sup> E. Kurihara,<sup>2</sup> A. Kusaka,<sup>51</sup> A. Kuzmin,<sup>1</sup> Y.-J. Kwon,<sup>58</sup> J. S. Lange,<sup>5</sup> G. Leder,<sup>13</sup> J. Lee,<sup>43</sup> S. E. Lee,<sup>43</sup>  
Y.-J. Lee,<sup>29</sup> T. Lesiak,<sup>30</sup> J. Li,<sup>8</sup> A. Limosani,<sup>9</sup> C. Y. Lin,<sup>29</sup> S.-W. Lin,<sup>29</sup> Y. Liu,<sup>6</sup> D. Liventsev,<sup>15</sup> J. McNamara,<sup>13</sup>  
G. Majumder,<sup>47</sup> F. Mandl,<sup>13</sup> D. Marlow,<sup>39</sup> T. Matsumoto,<sup>53</sup> A. Matyjka,<sup>30</sup> S. Mönig,<sup>46</sup> T. Medvedeva,<sup>15</sup>  
Y. Miki,<sup>50</sup> W. Mitaro,<sup>13</sup> K. Miyabayashi,<sup>26</sup> H. Miyake,<sup>35</sup> H. Miyata,<sup>32</sup> Y. Miyazaki,<sup>25</sup> R. Mizuk,<sup>15</sup>  
D. Mohapatra,<sup>57</sup> G. R. Mollney,<sup>24</sup> T. Mori,<sup>52</sup> J. Mueller,<sup>38</sup> A. Murakami,<sup>41</sup> T. Nagamine,<sup>50</sup> Y. Nagasaka,<sup>10</sup>  
T. Nakagawa,<sup>53</sup> Y. Nakahama,<sup>51</sup> I. Nakamura,<sup>9</sup> E. Nakano,<sup>34</sup> M. Nakao,<sup>9</sup> H. Nakazawa,<sup>9</sup> Z. Natkaniec,<sup>30</sup>  
K. Neichi,<sup>49</sup> S. Nishida,<sup>9</sup> K. Nishimura,<sup>8</sup> O. Nito,<sup>54</sup> S. Noguchi,<sup>26</sup> T. Nozaki,<sup>9</sup> A. Ogawa,<sup>40</sup> S. Ogawa,<sup>48</sup>  
T. Ohshima,<sup>25</sup> T. Okabe,<sup>25</sup> S. Okuno,<sup>17</sup> S. L. Olsen,<sup>8</sup> S. Ono,<sup>52</sup> W. Ostrowicz,<sup>30</sup> H. Ozaki,<sup>9</sup> P. Pakhlov,<sup>15</sup>  
G. Pakhlova,<sup>15</sup> H. Palka,<sup>30</sup> C. W. Park,<sup>45</sup> H. Park,<sup>20</sup> K. S. Park,<sup>45</sup> N. Parslow,<sup>46</sup> L. S. Peak,<sup>46</sup> M. Pernicka,<sup>13</sup>  
R. Pestotnik,<sup>16</sup> M. Peters,<sup>8</sup> L. E. Piilonen,<sup>57</sup> A. Poluektov,<sup>1</sup> F. J. Ronga,<sup>9</sup> N. Root,<sup>1</sup> J. Rorie,<sup>8</sup> M. Rozanska,<sup>30</sup>  
H. Sahoo,<sup>8</sup> S. Saitoh,<sup>9</sup> Y. Sakai,<sup>9</sup> H. Sakamoto,<sup>19</sup> H. Sakaue,<sup>34</sup> T. R. Sarangi,<sup>6</sup> N. Sato,<sup>25</sup> N. Satoyama,<sup>44</sup>  
K. Sayeed,<sup>4</sup> T. Schietinger,<sup>21</sup> O. Schneider,<sup>21</sup> P. Schonmeyer,<sup>50</sup> J. Schumann,<sup>28</sup> C. Schwanda,<sup>13</sup> A. J. Schwartz,<sup>4</sup>  
R. Seidl,<sup>11,40</sup> T. Seki,<sup>53</sup> K. Senyo,<sup>25</sup> M. E. Sevir,<sup>24</sup> M. Shapkin,<sup>14</sup> Y.-T. Shen,<sup>29</sup> H. Shibuya,<sup>48</sup> B. Shwartz,<sup>1</sup>  
V. Sidorov,<sup>1</sup> J. B. Singh,<sup>36</sup> A. Sokolov,<sup>14</sup> A. Somov,<sup>4</sup> N. Soni,<sup>36</sup> R. Stamen,<sup>9</sup> S. Stanic,<sup>33</sup> M. Starić,<sup>16</sup> H. Stoeck,<sup>46</sup>  
A. Sugiyama,<sup>41</sup> K. Sumisawa,<sup>9</sup> T. Sumiyoshi,<sup>53</sup> S. Suzuki,<sup>41</sup> S. Y. Suzuki,<sup>9</sup> O. Tajima,<sup>9</sup> N. Takada,<sup>44</sup> F. Takasaki,<sup>9</sup>  
K. Tamai,<sup>9</sup> N. Tamura,<sup>32</sup> K. Tanabe,<sup>51</sup> M. Tanaka,<sup>9</sup> G. N. Taylor,<sup>24</sup> Y. Teramoto,<sup>34</sup> X. C. Tian,<sup>37</sup> I. Tikhonov,<sup>15</sup>  
K. Trabelsi,<sup>9</sup> Y. T. Tsai,<sup>29</sup> Y. F. Tse,<sup>24</sup> T. Tsuboyama,<sup>9</sup> T. Tsukamoto,<sup>9</sup> K. Uchida,<sup>8</sup> Y. Uchida,<sup>6</sup> S. Uehara,<sup>9</sup>  
T. Uglav,<sup>15</sup> K. Ueno,<sup>29</sup> Y. Unno,<sup>9</sup> S. Uno,<sup>9</sup> P. Urquijo,<sup>24</sup> Y. Ushiroda,<sup>9</sup> Y. Usov,<sup>1</sup> G. Vamer,<sup>8</sup> K. E. Varvell,<sup>46</sup>  
S. Villa,<sup>21</sup> C. C. Wang,<sup>29</sup> C. H. Wang,<sup>28</sup> M.-Z. Wang,<sup>29</sup> M. Watanabe,<sup>32</sup> Y. Watanabe,<sup>52</sup> J. Wicht,<sup>21</sup> L. Widhalm,<sup>13</sup>  
J. Wiedczynski,<sup>30</sup> E. Won,<sup>18</sup> C.-H. Wu,<sup>29</sup> Q. L. Xie,<sup>12</sup> B. D. Yabsley,<sup>46</sup> A. Yamaguchi,<sup>50</sup> H. Yamamoto,<sup>50</sup>  
S. Yamamoto,<sup>53</sup> Y. Yamashita,<sup>31</sup> M. Yamuchi,<sup>9</sup> Heyoung Yang,<sup>43</sup> S. Yoshino,<sup>25</sup> Y. Yuan,<sup>12</sup> Y. Yusa,<sup>57</sup> S. L. Zang,<sup>12</sup>  
C. C. Zhang,<sup>12</sup> J. Zhang,<sup>9</sup> L. M. Zhang,<sup>42</sup> Z. P. Zhang,<sup>42</sup> V. Zhilich,<sup>1</sup> T. Ziegler,<sup>39</sup> A. Zupanc,<sup>16</sup> and D. Zurcher<sup>21</sup>

(The Belle Collaboration)

<sup>1</sup>Budker Institute of Nuclear Physics, Novosibirsk<sup>2</sup>Chiba University, Chiba<sup>3</sup>Chonnam National University, Kwangju<sup>4</sup>University of Cincinnati, Cincinnati, Ohio 45221<sup>5</sup>University of Frankfurt, Frankfurt<sup>6</sup>The Graduate University for Advanced Studies, Hayama<sup>7</sup>Gyeongsang National University, Chinju

- <sup>8</sup>University of Hawaii, Honolulu, Hawaii 96822  
<sup>9</sup>High Energy Accelerator Research Organization (KEK), Tsukuba  
<sup>10</sup>Hiroshima Institute of Technology, Hiroshima  
<sup>11</sup>University of Illinois at Urbana-Champaign, Urbana, Illinois 61801  
<sup>12</sup>Institute of High Energy Physics, Chinese Academy of Sciences, Beijing  
<sup>13</sup>Institute of High Energy Physics, Vienna  
<sup>14</sup>Institute of High Energy Physics, Protvino  
<sup>15</sup>Institute for Theoretical and Experimental Physics, Moscow  
<sup>16</sup>J. Stefan Institute, Ljubljana  
<sup>17</sup>Kanagawa University, Yokohama  
<sup>18</sup>Korea University, Seoul  
<sup>19</sup>Kyoto University, Kyoto  
<sup>20</sup>Kyungpook National University, Taegu  
<sup>21</sup>Swiss Federal Institute of Technology of Lausanne, EPFL, Lausanne  
<sup>22</sup>University of Ljubljana, Ljubljana  
<sup>23</sup>University of Maribor, Maribor  
<sup>24</sup>University of Melbourne, Victoria  
<sup>25</sup>Nagoya University, Nagoya  
<sup>26</sup>Nara Women's University, Nara  
<sup>27</sup>National Central University, Chung-li  
<sup>28</sup>National United University, Miao Li  
<sup>29</sup>Department of Physics, National Taiwan University, Taipei  
<sup>30</sup>H. Niewodniczanski Institute of Nuclear Physics, Krakow  
<sup>31</sup>Nippon Dental University, Niigata  
<sup>32</sup>Niigata University, Niigata  
<sup>33</sup>University of Nova Gorica, Nova Gorica  
<sup>34</sup>Osaka City University, Osaka  
<sup>35</sup>Osaka University, Osaka  
<sup>36</sup>Panjab University, Chandigarh  
<sup>37</sup>Peking University, Beijing  
<sup>38</sup>University of Pittsburgh, Pittsburgh, Pennsylvania 15260  
<sup>39</sup>Princeton University, Princeton, New Jersey 08544  
<sup>40</sup>RIKEN BNL Research Center, Upton, New York 11973  
<sup>41</sup>Saga University, Saga  
<sup>42</sup>University of Science and Technology of China, Hefei  
<sup>43</sup>Seoul National University, Seoul  
<sup>44</sup>Shinshu University, Nagano  
<sup>45</sup>Sungkyunkwan University, Suwon  
<sup>46</sup>University of Sydney, Sydney NSW  
<sup>47</sup>Tata Institute of Fundamental Research, Bombay  
<sup>48</sup>Toho University, Funabashi  
<sup>49</sup>Tohoku Gakuin University, Tagajo  
<sup>50</sup>Tohoku University, Sendai  
<sup>51</sup>Department of Physics, University of Tokyo, Tokyo  
<sup>52</sup>Tokyo Institute of Technology, Tokyo  
<sup>53</sup>Tokyo Metropolitan University, Tokyo  
<sup>54</sup>Tokyo University of Agriculture and Technology, Tokyo  
<sup>55</sup>Toyama National College of Maritime Technology, Toyama  
<sup>56</sup>University of Tsukuba, Tsukuba  
<sup>57</sup>Virginia Polytechnic Institute and State University, Blacksburg, Virginia 24061  
<sup>58</sup>Yonsei University, Seoul

(Dated: October 27, 2006, rev.4.5)

We report on a high statistics measurement of the cross section of the process  $e^+e^- \rightarrow \pi^0 \pi^0$  in the center-of-mass energy range  $0.8 \text{ GeV} = \sqrt{s} < W < 1.5 \text{ GeV} = \sqrt{s}$  with 85.9 fb<sup>-1</sup> of data collected at  $\sqrt{s} = 10.58 \text{ GeV}$  and 60 MeV below with the Belle detector. A clear signal for the  $f_0(980)$  resonance is observed. From a fit to the mass spectrum, the resonance's mass,  $m_{f_0}$ , and two-photon decay widths are found to be  $985.6^{+1.2}_{-1.5} \text{ (stat)}^{+1.1}_{-1.6} \text{ (syst)} \text{ MeV} = \sqrt{s}$ ;  $34.2^{+13.9}_{-11.8} \text{ (stat)}^{+8.8}_{-2.5} \text{ (syst)} \text{ MeV}$ ; and  $205^{+95}_{-83} \text{ (stat)}^{+147}_{-117} \text{ (syst)} \text{ eV}$ , respectively.

PACS numbers: 13.66.Bc, 14.40.Gx

The nature of low mass (below  $1 \text{ GeV}/c^2$ ) scalar mesons has been a puzzle for decades with little progress

made on its understanding [1]. Among the low mass scalar mesons, the existence of the  $f_0(980)$  and  $a_0(980)$  mesons is experimentally well established. One of the key ingredients in understanding their nature is measurement of the two-photon production cross sections and in particular the two-photon widths extracted from them. According to a relativistic quark model calculation assuming the  $f_0(980)$  meson to be a non-strange  $q\bar{q}$  state, its two-photon width is found to be in the range 1.3 keV to 1.8 keV [2], while it is expected to be much smaller for an exotic state (0.2 – 0.6 keV for a  $K\bar{K}$  molecule state) [3], or for an  $ss$  state (0.3 – 0.5 keV) [4].

A B factory is one of the best places for a detailed investigation of low mass scalar mesons through two-photon production, where overwhelming statistics can be obtained. Two-photon production of mesons has advantages over meson production in hadronic processes; the production rate can be absolutely calculated from QED with  $\alpha$  as the only unknown parameter. In addition, the meson can be produced alone without additional hadronic debris; and the quantum numbers of the final state are restricted to states of charge conjugation  $C = +1$  with  $J = 1$  forbidden (Landau-Yang's theorem [5]).

In the past, using  $209 \text{ pb}^{-1}$  of  $e^+e^-$  data, Mark II observed a shoulder in the  $1 \text{ GeV} = c^2$  mass region, which was tentatively identified as the  $f_0(980)$  resonance [6]. The reaction  $e^+e^- \rightarrow \gamma\gamma f_0(980)$  was analyzed using  $97 \text{ pb}^{-1}$  of data taken with the Crystal Ball detector [7]. They found a hint of  $f_0(980)$  formation with a significance of 2.2 standard deviations. Measurements of  $e^+e^- \rightarrow \gamma\gamma f_0(980)$  were also performed with the JADE detector using  $149 \text{ pb}^{-1}$  data [8]. They observed a small shoulder at around  $1 \text{ GeV} = c^2$ , which was interpreted as the production of the  $f_0(980)$ . CELLO studied the reaction  $e^+e^- \rightarrow \gamma\gamma f_0(980)$  using a data sample of  $86 \text{ pb}^{-1}$  and concluded that an  $f_0(980)$  signal at the level reported in Refs. [6, 7, 8] cannot be excluded with their errors [9].

Using data from Mark II, Crystal Ball, and CELLO, Boglione and Pennington (BP) performed an amplitude analysis of  $e^+e^- \rightarrow \gamma\gamma f_0(980)$  and  $e^+e^- \rightarrow \gamma\gamma a_0(980)$  cross sections [10]. They found two distinct classes of solutions where one solution has a peak and the other has a dip around the  $f_0(980)$  mass region. The two solutions give quite different results for the two-photon width of the  $f_0(980)$  and the size of the S-wave component. Thus, it is important to experimentally distinguish the two solutions.

In this paper, we report a high statistics study of the  $f_0(980)$  meson in the  $e^+e^- \rightarrow \gamma\gamma f_0(980)$  reaction based on data taken with the Belle detector at the KEKB asymmetric-energy  $e^+e^-$  collider [11]. The data sample corresponds to a total integrated luminosity of  $85.9 \text{ fb}^{-1}$ , accumulated on the  $(4S)$  resonance ( $\sqrt{s} = 10.58 \text{ GeV}$ ) and  $60 \text{ MeV}$  below the resonance ( $8.6 \text{ fb}^{-1}$  of the total). Since the difference in the cross sections between the two energies

is only about 0.3%, we combine both samples. We observe the two-photon process  $e^+e^- \rightarrow e^+e^- + \gamma\gamma f_0(980)$  in the "zero-tag" mode, where neither the final-state electron nor positron is detected, and the  $e^+e^-$  system has small transverse momentum.

A comprehensive description of the Belle detector is given in Ref. [12]. Charged tracks are reconstructed in a central drift chamber (CDC) located in a uniform 1.5 T solenoidal magnetic field. Track trajectory coordinates near the collision point are measured by a silicon vertex detector (SVD). Photon detection and energy measurements are provided by a CsI(Tl) electromagnetic calorimeter (ECL). Silica-aerogel Cherenkov counters (ACC) provide separation between kaons and pions for momenta above  $1.2 \text{ GeV}/c$ . The time-of-flight counter (TOF) system consists of a barrel of 128 plastic scintillation counters, and is effective for  $K^0$  separation for tracks with momenta below  $1.2 \text{ GeV}/c$ . Low energy kaons and protons are also identified by specific ionization ( $dE/dx$ ) measurements in the CDC. An iron flux-return located outside of the solenoid coil is instrumented to detect  $K_L^0$  mesons and to identify muons (KLM).

Signal candidates are triggered by a two-track trigger that requires two CDC tracks with associated TOF hits and ECL clusters with an opening angle greater than 135 degrees. Exclusive  $e^+e^- \rightarrow e^+e^- + \gamma\gamma f_0(980)$  events are selected by requiring two oppositely charged tracks coming from the interaction region; each track is required to satisfy  $dr < 0.1 \text{ cm}$  and  $|jz| < 2 \text{ cm}$ , where  $dr$  ( $dz$ ) is  $r$  ( $z$ ) component of the closest approach to the nominal collision point. The  $z$  axis of the detector is defined to be opposite to the positron beam and  $r$  is the transverse distance from the  $z$  axis. The difference of the  $dz$ 's of the two tracks must satisfy requirement  $|jz_+ - dz_-| < 1 \text{ cm}$ . The event must contain one and only one positively charged track that satisfies  $p_t > 0.3 \text{ GeV}/c$  and  $0.47 < \cos \theta < 0.82$ , where  $p_t$  and  $\theta$  are the transverse component and the angle with respect to the  $z$ -axis. The scalar sum of track momenta in each event is required to be smaller than  $6 \text{ GeV}/c$ , and the sum of the ECL energies of the event must be less than  $6 \text{ GeV}$ . Events should not include an extra track with  $p_t > 0.1 \text{ GeV}/c$ . The cosine of the opening angle of the tracks must be greater than 0.997 to reject cosmic-ray events. The sum of the transverse momentum vectors of the two tracks ( $\vec{p}_t$ ) should satisfy  $|\vec{p}_t| < 0.1 \text{ GeV}/c$ ; this requirement selects exclusive two-track events from quasi-real two-photon collisions.

Electrons and positrons are distinguished from hadrons using a method that primarily uses the ratio  $E/p$ , where  $E$  is the energy measured in the ECL and  $p$  is the momentum from the CDC. Kaon (proton) candidates are identified using normalized kaon (proton) and pion likelihood functions obtained from the particle identification system ( $L_K$  ( $L_p$ ) and  $L_\pi$ , respectively) with the criterion  $L_K = (L_K + L_\pi) > 0.25$  ( $L_p = (L_p + L_\pi) > 0.5$ ), which

gives a typical identification efficiency of 90% with a pion misidentification probability of 3%. All charged tracks that are not identified as electrons, kaons and protons are treated as pions. We require both tracks to be pions.

In this measurement, the KLM detector cannot be used for muon identification, since it is insensitive in the region of interest where the transverse momenta of tracks are below 0.8 GeV = c. Therefore, we have developed a method to statistically separate  $\pi^+$  and  $\pi^-$  events using ECL information; the muon deposits energy corresponding to the ionization loss from minimum ionizing particles, while pions give wider energy distributions since they interact hadronically in the ECL, which corresponds to approximately one interaction length of material. Probability density functions for the distributions of energy deposits from muons  $P^i(\theta)$  and pions  $P^i(\theta)$  are obtained with Monte Carlo (MC) simulation, and that of data  $P^i(\theta)$  is given as:

$$P^i(\theta) = r_i P^i(\theta) + (1 - r_i) P^i(\theta);$$

where  $i$  represents the  $i$ -th bin of  $(W; \cos \theta)$  in 20 MeV = c<sup>2</sup> and 0.1 steps, and  $r_i$  is the fraction of  $\pi^+$  events in the data. Here,  $W$  is the invariant mass of the  $\pi^+$  system and  $\theta$  is the polar angle of the produced meson in the center-of-mass system of two initial photons. The ratio  $r_i$  is obtained by fitting energy deposits of both positive and negative tracks simultaneously. The ratio  $r_i$  must be corrected since the MC cannot simulate hadron interaction accurately enough. By introducing mis-ID probabilities,  $P_{\pi^+ \rightarrow \pi^-}$  and  $P_{\pi^- \rightarrow \pi^+}$ , the  $r$  value for each bin (the bin number  $i$  is omitted) can be written as:

$$r = \frac{N_{\pi^+ \pi^+} + N_{\pi^+ \pi^-} P_{\pi^+ \rightarrow \pi^-}}{N_{\pi^+ \pi^+} + N_{\pi^+ \pi^-} P_{\pi^+ \rightarrow \pi^-} + N_{\pi^- \pi^-} + N_{\pi^- \pi^+} P_{\pi^- \rightarrow \pi^+}}$$

where  $N_{\pi^+ \pi^+}$  ( $N_{\pi^- \pi^-}$ ) is the number of true  $\pi^+ \pi^+$  ( $\pi^- \pi^-$ ) pair events in that bin. We assume that  $P_{\pi^+ \rightarrow \pi^-}$  and  $P_{\pi^- \rightarrow \pi^+}$  are independent of  $W$ . Applying the  $\pi^+$  separation method mentioned above to a data sample of  $\pi^+ \pi^-$  data, we find that  $P_{\pi^+ \rightarrow \pi^-}$  is consistent with zero. The values of  $P_{\pi^- \rightarrow \pi^+}$  in each  $\cos \theta$  bin are determined such that the ratio of the data and MC for  $\pi^+ \pi^-$  pairs, which is one ideally, gives a straight line in the  $W$  spectrum. The values of  $P_{\pi^- \rightarrow \pi^+}$  vary between 0.08 to 0.13 in  $\cos \theta$  bins. Because they are determined in each bin of  $\cos \theta$ , the bin-by-bin variation of systematic errors is rather large in the angular distribution.

The total cross section for  $\pi^+ \pi^-$  with  $\cos \theta < 0.6$  is evaluated with the following equation:

$$\sigma_{\pi^+ \pi^-} = \frac{N_{e^+ e^- \rightarrow \pi^+ \pi^-} + R}{\epsilon_{\text{trg}} \epsilon_{\text{det}} W \frac{dL}{dW}} \frac{1}{L dt};$$

Here  $N_{e^+ e^- \rightarrow \pi^+ \pi^-}$  is the number of events in a  $W$  bin,  $\frac{dL}{dW}$  is the two-photon luminosity function [13] and  $L dt = 85.9 \text{ fb}^{-1}$  is the integrated luminosity. The

size of the  $W$  bin is chosen to be 5 MeV = c<sup>2</sup>; a typical mass resolution for a  $\pi^+ \pi^-$  system is 2 MeV = c<sup>2</sup> according to a MC study. The detection (trigger) efficiencies,  $\epsilon_{\text{det}}$  ( $\epsilon_{\text{trg}}$ ) are estimated with a MC simulation. Events of the process  $e^+ e^- \rightarrow \pi^+ \pi^-$  are generated using TEPES [14]. The detection efficiency is extracted from a GEANT-3 based simulation [15] and the trigger efficiency is estimated with the trigger simulator. From comparison of  $e^+ e^- \rightarrow \pi^+ \pi^-$  events in data and MC triggered by the two-track trigger we calculate the correction factors, which steeply rise from 0.5 at  $W = 0.8 \text{ GeV} = c^2$  to 0.8 at  $W = 1 \text{ GeV} = c^2$  and then increase gradually at higher  $W$ . All the background subtraction and correction factors are applied using smooth functions obtained by approximating the results of bin-by-bin analyses.

The total cross section obtained is shown in Fig. 1 together with the results of the past experiments; an expanded view of the  $f_0(980)$  region is shown in Fig. 2(a). A clear signal corresponding to the  $f_0(980)$  meson is visible, thus favoring the peak solution of the BP analysis. Systematic errors for the total cross section are summarized in Table I and also shown in Fig. 1. They are dominated by the uncertainty of the  $\pi^+$  separation and that of the trigger efficiency. Systematic errors arising from the  $\pi^+$  separation are estimated by changing the value  $P_{\pi^- \rightarrow \pi^+}$  in the allowed range in each angular bin. Since  $\pi^+$  events are well identified for  $W > 1.6 \text{ GeV}$ , the allowed range is determined in the region. These well identified  $\pi^+$  events are also used in estimating systematic errors of the trigger efficiency. Comparing data and MC for  $\pi^+$  events at  $W > 1.6 \text{ GeV}$  and extrapolating linearly downward, the systematic errors are found to be 4% at  $W = 1.5 \text{ GeV}$  and 10% at  $W = 0.8 \text{ GeV}$ . The total systematic error is obtained by summing the systematic errors in quadrature.

Parameter	Syst. error (%) for $(\pi^+ \pi^-)$
Tracking efficiency	2.4
Trigger efficiency	4 - 10
$K = \pi^+$ separation	1
$\pi^+$ separation	5 - 7
Luminosity function	5
Integrated luminosity	1
Total	11.1 - 12.3

TABLE I: Summary of systematic errors for the  $\pi^+ \pi^-$  cross section. A range is shown when the uncertainty has  $W$  dependence.

Our results are in good agreement with past experiments except for the  $f_2(1270)$  mass peak region, where they are about 10 to 15% larger but still within the systematic errors.

As to the  $\pi^+ \pi^-$  total cross section is performed to obtain the parameters of the  $f_0(980)$  meson. We have

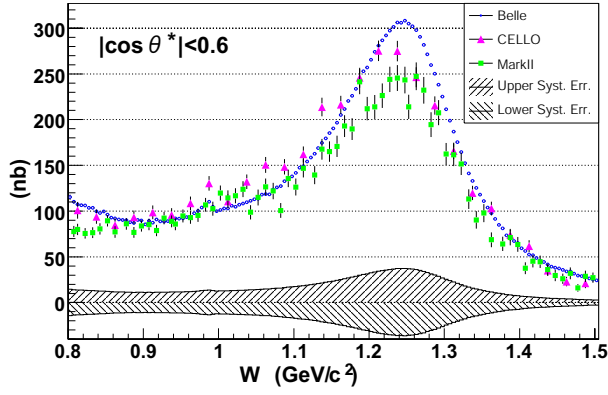


FIG. 1: The total cross section of  $e^+e^- \rightarrow e^+e^- + \pi^+\pi^-$  between 0.8 and 1.5  $\text{GeV}/c^2$  for  $|\cos \theta^*| < 0.6$ . The Belle data are represented by circles, the CELLO data are the diamonds and the Mark II data are squares. Hatched histograms are upper and lower systematic uncertainties for the Belle data.

to take into account the effect of the  $K\bar{K}$  channel that opens within the  $f_0(980)$  mass region. The fitting function for the scalar resonance,  $f_0(980)$  is given as follows:

$$= \frac{p}{W} \frac{4.8}{F_{f_0} e^{i'}} + \frac{q}{B_0^{BG}} + \frac{B_0^{BG}}{B_0^{BG}}; \quad (1)$$

where the factor 4.8 includes the angular acceptance of the measured  $|\cos \theta^*| < 0.6$ ,  $x = 1 - \frac{4M_X^2}{W^2}$  is the velocity of the particles  $X$  with mass  $M_X$  in the two-body final states,  $F_{f_0}$  is the amplitude of the  $f_0(980)$  meson, which interferes with the helicity-0-background amplitude  $B_0^{BG}$  with relative phase  $i'$ , and  $B_0^{BG}$  is the total background cross section. The amplitude  $F_{f_0}$  can be written as

$$F_{f_0} = \frac{g_{f_0 X} g_{f_0}}{16} \frac{1}{D_{f_0}}; \quad (2)$$

where  $g_{f_0 X X}$  is related to the partial width of the  $f_0(980)$  meson via  $\Gamma_{XX}(f_0) = \frac{x g_{f_0 X X}^2}{16 W}$ . The factor  $D_{f_0}$  is given as follows [16].

$$D_{f_0}(W) = M_{f_0}^2 - W^2 + i < \frac{f_0(M_{f_0})}{K} \frac{f_0(W)}{K} + i < \frac{f_0(M_{f_0})}{K} \frac{f_0(W)}{K};$$

where for  $X = \pi$  or  $K$ ,

$$\frac{f_0}{X}(W) = \frac{x g_{f_0 X X}^2}{16} i + \frac{1}{2} \ln \frac{1-x}{1+x}; \quad (3)$$

The factor  $\frac{f_0}{K}$  is real in the region  $W > 2M_K$  and becomes imaginary for  $W < 2M_K$ . The mass difference of  $K^+$  and  $K^0$  ( $K^0$ ) is included by taking  $\frac{f_0}{K} = \frac{1}{2}(K^+ + K^0)$ .

In the fit, we assume  $B_0^{BG}$  to be constant and the relative phase to be a slowly varying function of  $W$ ; this is

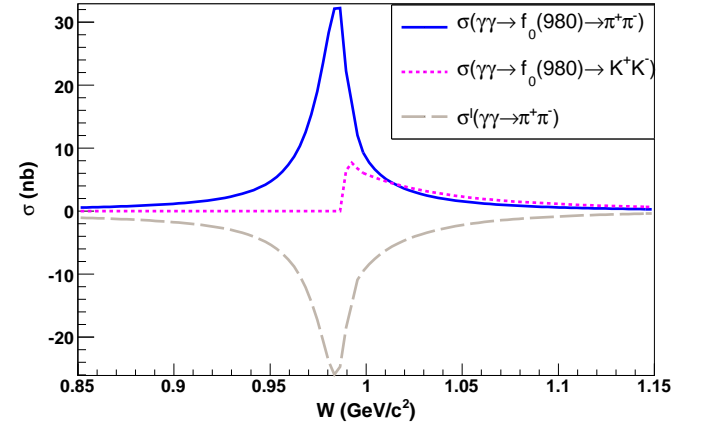
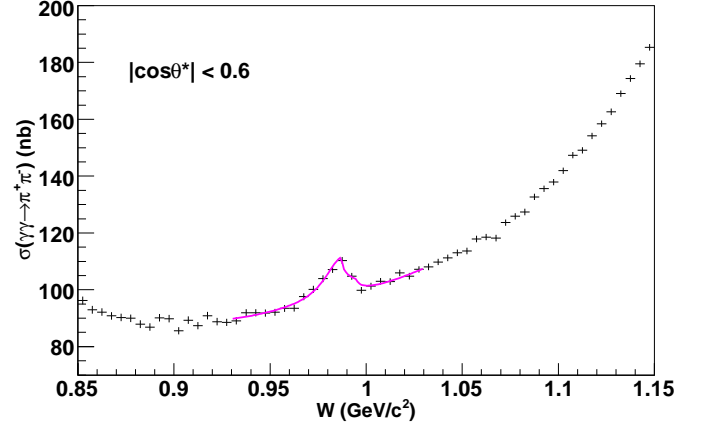


FIG. 2: Fitted curve: (a) shows the total cross section and (b) shows each component; solid line shows  $(\rightarrow f_0(980) \rightarrow \pi^+\pi^-)$ , dotted shows  $(\rightarrow f_0(980) \rightarrow K^+K^-)$  and dashed shows the (interference + background) component.

motivated by the nearly energy-independent behavior of the scalar Born amplitude [17]. We fix  $g_{f_0 K K}^2 = g_{f_0 \pi \pi}^2 = 4.21 \pm 0.25$  (stat)  $\pm 0.21$  (syst) taking the latest value from the BES collaboration [18]. The background function  $B_0^{BG}$  is evaluated by fitting the cross section with a 4-th order polynomial in  $W$  outside of the  $f_0(980)$  region  $0.85 \text{ GeV}/c^2 < W < 0.93 \text{ GeV}/c^2$  and  $1.03 \text{ GeV}/c^2 < W < 1.15 \text{ GeV}/c^2$ . The value of  $\chi^2/\text{dof}$  for the fit is 0.88 for 46 degrees of freedom (dof). A fit to the  $f_0(980)$  resonance is then performed with Eq. (1) in the region  $0.93 \text{ GeV}/c^2 < W < 1.03 \text{ GeV}/c^2$ , where the parameters of  $B_0^{BG}$  are fixed; the free parameters are  $M_{f_0}$ ,  $g_{f_0}$ , (evaluated at the  $f_0(980)$  mass),  $B_0^{BG}$  and  $i'$ .

The result of the fit is shown in Fig. 2 (a) and (b).

The value of  $\chi^2/\text{dof}$  of the fit is 1.04 for 15 dof. The helicity-0-background component that interferes with the  $f_0(980)$  meson is found to be small;  $B_0^{BG}$  is determined to be  $3.7^{+1.2}_{-0.5}$  nb. The value of  $i'$  is around  $i' \approx 2$ , which is consistent with the general phase shift study [10].

The parameters of the  $f_0(980)$  meson are found to be

$$\begin{aligned} M_{f_0} &= 985.6^{+1.2}_{-1.5} \text{ (stat)} \ ^{+1.1}_{-1.6} \text{ (syst)} \text{ MeV} \\ \Gamma(f_0) &= 34.2^{+13.9}_{-11.8} \text{ (stat)} \ ^{+8.8}_{-2.5} \text{ (syst)} \text{ MeV} \\ \Gamma(f_0) &= 205^{+95}_{-83} \text{ (stat)} \ ^{+147}_{-117} \text{ (syst)} \text{ eV} \end{aligned}$$

The two-photon width given in PDG [19] is  $\Gamma(f_0) = 310^{+80}_{-110}$  (stat) eV, and the value found by BP is  $280^{+90}_{-130}$  eV. Our preliminary data [20] were analyzed by Achasov and Shestakov where the effective width  $\Gamma(f_0) = 0.14$  keV is obtained [21]. Our results are consistent with these results within errors.

The dominant systematic errors come from fitting. The value of  $\Gamma(f_0)$  is quite sensitive to changes in parameters of the background cross section (fitted outside of the  $f_0(980)$  resonance). Systematic errors are evaluated by changing each background parameter by  $\pm 1$ , taking their correlations into account; the error is strongly correlated with that of  $g_{f_0 K \bar{K}}$  (i.e.  $\Gamma(f_0)$ ). The error in the normalization of the total cross section has little effect on the value of the  $f_0(980)$  mass, however it is a significant contribution to the error in  $\Gamma(f_0)$  and  $\Gamma(f_0)$ . The errors in  $g_{f_0 K \bar{K}}^2 = g_{f_0}^2$  are also taken into account in the systematic errors. Individual systematic errors are summed in quadrature to obtain the total uncertainty.

In summary, we have made a high statistics measurement of the  $\pi^+\pi^-$  cross section in the center-of-mass region  $0.80 \text{ GeV} < \sqrt{s} < 1.5 \text{ GeV}$  in nine bins of  $\sqrt{s}$  (5 MeV) and  $\cos \theta(0.05)$  with the Belle detector at the KEKB accelerator. We have observed a clear signal corresponding to the  $f_0(980)$  resonance. Our data clearly select the peak solution of the Boglione-Pennington amplitude analysis [10]. The total cross section is fitted to obtain the parameters of the  $f_0(980)$  meson. Its two-photon width is found to be 205 eV with rather large errors, consistent with past experiments. We will perform a full amplitude analysis incorporating the present data.

We are indebted to T. Bames who provided us with a more complete list of theoretical references to calculations of the two-photon widths of scalar mesons, and to M. Pennington for various enlightening discussions and useful suggestions. We thank the KEKB group for excellent operation of the accelerator, the KEK cryogenics group for efficient solenoid operations, and the KEK computer group and the NII for valuable computing and Super-SINET network support. We acknowledge support from MEXT and JSPS (Japan); ARC and DEST (Australia); NSFC and KIP of CAS (China); DST (India); MOEHRD, KOSEF and KRF (Korea); KBN (Poland);

MIIST (Russia); ARRS (Slovenia); SNSF (Switzerland); NSC and MOE (Taiwan); and DOE (USA).

## REFERENCES

- [1] For a review, see C. Amsler and N. A. Tomqvist, Phys.Rep. 389, 61 (2004).
- [2] C. R. M. unzu, Nucl. Phys. A 609, 364 (1996).
- [3] see e.g. T. Bames, IXth International Workshop on Photon-Photon Collisions, March 1992, Ed. D. O. Caldwell and H. P. Paar, World Scientific, p263.
- [4] J. A. Oller and E. Oset, Hadron 97 Conf., AIP Conf. Proc. 432, 413 (1998); R. Delbourgo et al., Phys. Lett. B 446, 332 (1999).
- [5] L. D. Landau and E. M. Lifshitz, Sov. Phys. Rev. 6, 244 (1934); C. N. Yang, Phys. Rev. 77, 242 (1950).
- [6] J. Boyer et al. (Mark II Collab.), Phys. Rev., D 42, 1350 (1990).
- [7] H. Marsiske et al. (Crystal Ball Collab.), Phys. Rev., D 41, 3324 (1990).
- [8] T. Oest et al. (JADE Collab.), Z. Phys. C - Particles and Fields, 47, 343 (1990).
- [9] H. -J. Behrend et al. (CELLO Collab.), Z. Phys. C - Particles and Fields, 56, 381 (1992).
- [10] M. Boglione and M. R. Pennington, Eur. Phys. J., C 9, 11 (1999); referred to as BP.
- [11] S. Kurokawa and E. Kikutani, Nucl. Instrum. and Meth. A 499, 1 (2003), and other papers included in this volume.
- [12] A. Abashian et al. (Belle Collab.), Nucl. Instrum. and Meth. A 479, 117 (2002).
- [13] V. M. Budnev et al., Phys. Rep. 15, 181 (1975).
- [14] S. Uehara, KEK Report 96-11 (1996).
- [15] R. Brun et al., CERN DD/EE/84-1 (1987).
- [16] S. M. Flatte, Phys. Lett. 63B, 224 (1976).
- [17] D. Morgan and M. R. Pennington, Z. Phys. C - Particles and Fields, 37, 431 (1988).
- [18] M. Ablikim et al. (BES Collab.), Phys. Lett. B 607, 243 (2005).
- [19] W. M. Yao et al. (PDG), J. Phys. G 33, 1 (2006).
- [20] T. Mori et al. (Belle Collab.), Proc. International Symposium on Hadron Spectroscopy Chiral Symmetry and Relativistic Description of Bound Systems, Tokyo, 2003, Ed. S. Ishida, K. Takamatsu, T. Tsuru, S. Y. Tsai, M. Ishida and T. Komada, KEK Proceedings 2003-7, p159.
- [21] N. N. Achasov and G. N. Shestakov, Phys. Rev. D 72, 013006 (2005). Their results are in agreement with an estimation  $\Gamma(f_0) = 0.27$  keV obtained in the four-quark model: N. N. Achasov, S. A. Devyanin and G. N. Shestakov, Phys. Lett. B 108, 134 (1982); Z. Phys. C 16, 55 (1982).