

Study of tensor states in the reaction  $\pi^+ \pi^- \rightarrow \rho^0 \pi^0$ 

K. Abe,<sup>9</sup> K. Abe,<sup>49</sup> I. Adachi,<sup>9</sup> H. Aihara,<sup>51</sup> D. Anipko,<sup>1</sup> K. Aoki,<sup>25</sup> T. Arai,<sup>32</sup>  
K. Arinstein,<sup>1</sup> Y. Asano,<sup>56</sup> T. Asano,<sup>55</sup> V. Aulchenko,<sup>1</sup> T. Aushev,<sup>21</sup> T. Aziz,<sup>47</sup> S. Bahinipati,<sup>4</sup>  
A. M. Bakich,<sup>46</sup> V. Balagura,<sup>15</sup> Y. Ban,<sup>37</sup> S. Banerjee,<sup>47</sup> E. Barberio,<sup>24</sup> M. Barbero,<sup>8</sup>  
A. Bay,<sup>21</sup> I. Bedny,<sup>1</sup> K. Belus,<sup>14</sup> U. Bitenc,<sup>16</sup> I. Bizjak,<sup>16</sup> S. Blyth,<sup>27</sup> A. Bondar,<sup>1</sup>  
A. Bozek,<sup>30</sup> M. Bracko,<sup>23,16</sup> J. Brodzicka,<sup>9,30</sup> T. E. Browder,<sup>8</sup> M.-C. Chang,<sup>50</sup> P. Chang,<sup>29</sup>  
Y. Chao,<sup>29</sup> A. Chen,<sup>27</sup> K.-F. Chen,<sup>29</sup> W. T. Chen,<sup>27</sup> B. G. Cheon,<sup>3</sup> R. Chistov,<sup>15</sup>  
J. H. Choi,<sup>18</sup> S. K. Choi,<sup>7</sup> Y. Choi,<sup>45</sup> Y. K. Choi,<sup>45</sup> A. Chuvikov,<sup>39</sup> S. Cole,<sup>46</sup> J. Dalseno,<sup>24</sup>  
M. Danilov,<sup>15</sup> M. Dash,<sup>57</sup> R. Dowd,<sup>24</sup> J. Dragic,<sup>9</sup> A. Dnutskey,<sup>4</sup> S. Eideman,<sup>1</sup> Y. Enari,<sup>25</sup>  
D. Epifanov,<sup>1</sup> S. Fratina,<sup>16</sup> H. Fujii,<sup>9</sup> M. Fujikawa,<sup>26</sup> N. Gabyshev,<sup>1</sup> A. Garmash,<sup>39</sup>  
T. Gershon,<sup>9</sup> A. Go,<sup>27</sup> G. Gokhroo,<sup>47</sup> P. Goldenzweig,<sup>4</sup> B. Gobbo,<sup>22,16</sup> A. Gorisek,<sup>16</sup>  
M. Grosse Perdekamp,<sup>11,40</sup> H. Guler,<sup>8</sup> H. Ha,<sup>18</sup> J. Haba,<sup>9</sup> K. Hara,<sup>25</sup> T. Hara,<sup>35</sup>  
Y. Hasegawa,<sup>44</sup> N. C. Hastings,<sup>51</sup> K. Hayasaka,<sup>25</sup> H. Hayashi,<sup>26</sup> M. Hazumi,<sup>9</sup>  
D. Heeman,<sup>35</sup> T. Higuchi,<sup>9</sup> L. Hinz,<sup>21</sup> T. Hokuue,<sup>25</sup> Y. Hoshi,<sup>49</sup> K. Hoshina,<sup>54</sup> S. Hou,<sup>27</sup>  
W.-S. Hou,<sup>29</sup> Y. B. Hsiung,<sup>29</sup> Y. Igarashi,<sup>9</sup> T. Iijima,<sup>25</sup> K. Ikado,<sup>25</sup> A. Imoto,<sup>26</sup> K. Inami,<sup>25</sup>  
A. Ishikawa,<sup>51</sup> H. Ishino,<sup>52</sup> K. Itoh,<sup>51</sup> R. Itoh,<sup>9</sup> M. Iwabuchi,<sup>6</sup> M. Iwasaki,<sup>51</sup> Y. Iwasaki,<sup>9</sup>  
C. Jacoby,<sup>21</sup> M. Jones,<sup>8</sup> H. Kakuno,<sup>51</sup> J. H. Kang,<sup>58</sup> J. S. Kang,<sup>18</sup> P. Kapusta,<sup>30</sup>  
S. U. Kataoka,<sup>26</sup> N. Katayama,<sup>9</sup> H. Kawai,<sup>2</sup> T. Kawasaki,<sup>32</sup> H. R. Khan,<sup>52</sup> A. Kibayashi,<sup>52</sup>  
H. Kichimi,<sup>9</sup> N. Kikuchi,<sup>50</sup> H. J. Kim,<sup>20</sup> H. O. Kim,<sup>45</sup> J. H. Kim,<sup>45</sup> S. K. Kim,<sup>43</sup>  
T. H. Kim,<sup>58</sup> Y. J. Kim,<sup>6</sup> K. Kinoshita,<sup>4</sup> N. Kishimoto,<sup>25</sup> S. Korpar,<sup>23,16</sup> Y. Kozakai,<sup>25</sup>  
P. Kozan,<sup>22,16</sup> P. Krokovny,<sup>9</sup> T. Kubota,<sup>25</sup> R. Kulasiri,<sup>4</sup> R. Kumar,<sup>36</sup> C. C. Kuo,<sup>27</sup>  
E. Kurihara,<sup>2</sup> A. Kusaka,<sup>51</sup> A. Kuzmin,<sup>1</sup> Y.-J. Kwon,<sup>58</sup> J. S. Lange,<sup>5</sup> G. Leder,<sup>13</sup> J. Lee,<sup>43</sup>  
S. E. Lee,<sup>43</sup> Y.-J. Lee,<sup>29</sup> T. Lesiak,<sup>30</sup> J. Li,<sup>8</sup> A. Limosani,<sup>9</sup> C. Y. Lin,<sup>29</sup> S.-W. Lin,<sup>29</sup>  
Y. Liu,<sup>6</sup> D. Liventsev,<sup>15</sup> J. MacNaughton,<sup>13</sup> G. Majumder,<sup>47</sup> F. Mandl,<sup>13</sup> D. Marlow,<sup>39</sup>  
T. Matsumoto,<sup>53</sup> A. Matyjka,<sup>30</sup> S. Mamonov,<sup>46</sup> T. Medvedeva,<sup>15</sup> Y. Mikami,<sup>50</sup> W. Mitaro,<sup>13</sup>  
K. Miyabayashi,<sup>26</sup> H. Miyake,<sup>35</sup> H. Miyata,<sup>32</sup> Y. Miyazaki,<sup>25</sup> R. Mizuk,<sup>15</sup> D. Mohapatra,<sup>57</sup>  
G. R. Moline,<sup>24</sup> T. Mori,<sup>52</sup> J. Mueller,<sup>38</sup> A. Murakami,<sup>41</sup> T. Nagamine,<sup>50</sup> Y. Nagasaka,<sup>10</sup>  
T. Nakagawa,<sup>53</sup> Y. Nakahama,<sup>51</sup> I. Nakamura,<sup>9</sup> E. Nakano,<sup>34</sup> M. Nakao,<sup>9</sup> H. Nakazawa,<sup>9</sup>  
Z. Natkaniec,<sup>30</sup> K. Neichi,<sup>49</sup> S. Nishida,<sup>9</sup> K. Nishimura,<sup>8</sup> O. Nito,<sup>54</sup> S. Noguchi,<sup>26</sup>  
T. Nozaki,<sup>9</sup> A. Ogawa,<sup>40</sup> S. Ogawa,<sup>48</sup> T. Ohshima,<sup>25</sup> T. Okabe,<sup>25</sup> S. Okuno,<sup>17</sup> S. L. Olsen,<sup>8</sup>  
S. Ono,<sup>52</sup> W. Ostrowicz,<sup>30</sup> H. Ozaki,<sup>9</sup> P. Pakhlov,<sup>15</sup> G. Paklova,<sup>15</sup> H. Palka,<sup>30</sup>  
C. W. Park,<sup>45</sup> H. Park,<sup>20</sup> K. S. Park,<sup>45</sup> N. Parslow,<sup>46</sup> L. S. Peak,<sup>46</sup> M. Pernicka,<sup>13</sup>  
R. Pestotnik,<sup>16</sup> M. Peters,<sup>8</sup> L. E. Piihonen,<sup>57</sup> A. Poluektov,<sup>1</sup> F. J. Ronga,<sup>9</sup> N. Root,<sup>1</sup>  
J. Rorie,<sup>8</sup> M. Rozanska,<sup>30</sup> H. Sahoo,<sup>8</sup> S. Saitoh,<sup>9</sup> Y. Sakai,<sup>9</sup> H. Sakamoto,<sup>19</sup> H. Sakaue,<sup>34</sup>  
T. R. Sarangi,<sup>6</sup> N. Sato,<sup>25</sup> N. Satoyama,<sup>44</sup> K. Sayeed,<sup>4</sup> T. Schietinger,<sup>21</sup> O. Schneider,<sup>21</sup>  
P. Schonmeyer,<sup>50</sup> J. Schumann,<sup>28</sup> C. Schwanda,<sup>13</sup> A. J. Schwartz,<sup>4</sup> R. Seidl,<sup>11,40</sup> T. Seki,<sup>53</sup>

K. Senyo,<sup>25</sup> M. E. Sevier,<sup>24</sup> M. Shapkin,<sup>14</sup> Y.-T. Shen,<sup>29</sup> H. Shibuya,<sup>48</sup> B. Shwartz,<sup>1</sup>  
V. Sidorov,<sup>1</sup> J. B. Singh,<sup>36</sup> A. Sokolov,<sup>14</sup> A. Somov,<sup>4</sup> N. Soni,<sup>36</sup> R. Stamen,<sup>9</sup> S. Stanic,<sup>33</sup>  
M. Staric,<sup>16</sup> H. Stoeck,<sup>46</sup> A. Sugiyama,<sup>41</sup> K. Sumisawa,<sup>9</sup> T. Sumiyoshi,<sup>53</sup> S. Suzuki,<sup>41</sup>  
S. Y. Suzuki,<sup>9</sup> O. Tajima,<sup>9</sup> N. Takada,<sup>44</sup> F. Takasaki,<sup>9</sup> K. Tamai,<sup>9</sup> N. Tamura,<sup>32</sup>  
K. Tanabe,<sup>51</sup> M. Tanaka,<sup>9</sup> G. N. Taylor,<sup>24</sup> Y. Teramoto,<sup>34</sup> X. C. Tian,<sup>37</sup> I. Tikhomirov,<sup>15</sup>  
K. Trabelsi,<sup>9</sup> Y. T. Tsai,<sup>29</sup> Y. F. Tse,<sup>24</sup> T. Tsuboyama,<sup>9</sup> T. Tsukamoto,<sup>9</sup> K. Uchida,<sup>8</sup>  
Y. Uchida,<sup>6</sup> S. Uehara,<sup>9</sup> T. Uglav,<sup>15</sup> K. Ueno,<sup>29</sup> Y. Unno,<sup>9</sup> S. Uno,<sup>9</sup> P. Urquijo,<sup>24</sup>  
Y. Ushiroda,<sup>9</sup> Y. Usov,<sup>1</sup> G. Vamer,<sup>8</sup> K. E. Varvell,<sup>46</sup> S. Villa,<sup>21</sup> C. C. Wang,<sup>29</sup>  
C. H. Wang,<sup>28</sup> M.-Z. Wang,<sup>29</sup> M. Watanabe,<sup>32</sup> Y. Watanabe,<sup>52</sup> J. Wicht,<sup>21</sup> L. Widhalm,<sup>13</sup>  
J. Wiedczynski,<sup>30</sup> E. Won,<sup>18</sup> C.-H. Wu,<sup>29</sup> Q. L. Xie,<sup>12</sup> B. D. Yabsley,<sup>46</sup> A. Yamaguchi,<sup>50</sup>  
H. Yamamoto,<sup>50</sup> S. Yamamoto,<sup>53</sup> Y. Yamashita,<sup>31</sup> M. Yamachi,<sup>9</sup> Heyoung Yang,<sup>43</sup>  
S. Yoshino,<sup>25</sup> Y. Yuan,<sup>12</sup> Y. Yusa,<sup>57</sup> S. L. Zang,<sup>12</sup> C. C. Zhang,<sup>12</sup> J. Zhang,<sup>9</sup>  
L. M. Zhang,<sup>42</sup> Z. P. Zhang,<sup>42</sup> V. Zhilich,<sup>1</sup> T. Ziegler,<sup>39</sup> A. Zupanc,<sup>16</sup> and D. Zuercher<sup>21</sup>

(The Belle Collaboration)

(Belle Collaboration)

<sup>1</sup>Budker Institute of Nuclear Physics, Novosibirsk

<sup>2</sup>Chiba University, Chiba

<sup>3</sup>Chonnam National University, Kwangju

<sup>4</sup>University of Cincinnati, Cincinnati, Ohio 45221

<sup>5</sup>University of Frankfurt, Frankfurt

<sup>6</sup>The Graduate University for Advanced Studies, Hayama

<sup>7</sup>Gyeongsang National University, Chinju

<sup>8</sup>University of Hawaii, Honolulu, Hawaii 96822

<sup>9</sup>High Energy Accelerator Research Organization (KEK), Tsukuba

<sup>10</sup>Hiroshima Institute of Technology, Hiroshima

<sup>11</sup>University of Illinois at Urbana-Champaign, Urbana, Illinois 61801

<sup>12</sup>Institute of High Energy Physics,

Chinese Academy of Sciences, Beijing

<sup>13</sup>Institute of High Energy Physics, Vienna

<sup>14</sup>Institute of High Energy Physics, Protvino

<sup>15</sup>Institute for Theoretical and Experimental Physics, Moscow

<sup>16</sup>J. Stefan Institute, Ljubljana

<sup>17</sup>Kanagawa University, Yokohama

<sup>18</sup>Korea University, Seoul

<sup>19</sup>Kyoto University, Kyoto

<sup>20</sup>Kyungpook National University, Taegu

<sup>21</sup>Swiss Federal Institute of Technology of Lausanne, EPFL, Lausanne

<sup>22</sup>University of Ljubljana, Ljubljana

<sup>23</sup>University of Maribor, Maribor

<sup>24</sup>University of Melbourne, Victoria

<sup>25</sup>Nagoya University, Nagoya

<sup>26</sup>Nara Women's University, Nara

<sup>27</sup>National Central University, Chung-li

<sup>28</sup>National United University, Miaoli

- <sup>29</sup>Department of Physics, National Taiwan University, Taipei
- <sup>30</sup>H. Niewodniczanski Institute of Nuclear Physics, Krakow
- <sup>31</sup>Nippon Dental University, Niigata
- <sup>32</sup>Niigata University, Niigata
- <sup>33</sup>University of Nova Gorica, Nova Gorica
- <sup>34</sup>Osaka City University, Osaka
- <sup>35</sup>Osaka University, Osaka
- <sup>36</sup>Panjab University, Chandigarh
- <sup>37</sup>Peking University, Beijing
- <sup>38</sup>University of Pittsburgh, Pittsburgh, Pennsylvania 15260
- <sup>39</sup>Princeton University, Princeton, New Jersey 08544
- <sup>40</sup>RIKEN BNL Research Center, Upton, New York 11973
- <sup>41</sup>Saga University, Saga
- <sup>42</sup>University of Science and Technology of China, Hefei
- <sup>43</sup>Seoul National University, Seoul
- <sup>44</sup>Shinshu University, Nagano
- <sup>45</sup>Sungkyunkwan University, Suwon
- <sup>46</sup>University of Sydney, Sydney NSW
- <sup>47</sup>Tata Institute of Fundamental Research, Bombay
- <sup>48</sup>Toho University, Funabashi
- <sup>49</sup>Tohoku Gakuin University, Tagajo
- <sup>50</sup>Tohoku University, Sendai
- <sup>51</sup>Department of Physics, University of Tokyo, Tokyo
- <sup>52</sup>Tokyo Institute of Technology, Tokyo
- <sup>53</sup>Tokyo Metropolitan University, Tokyo
- <sup>54</sup>Tokyo University of Agriculture and Technology, Tokyo
- <sup>55</sup>Toyama National College of Maritime Technology, Toyama
- <sup>56</sup>University of Tsukuba, Tsukuba
- <sup>57</sup>Virginia Polytechnic Institute and State University, Blacksburg, Virginia 24061
- <sup>58</sup>Yonsei University, Seoul

### Abstract

A high statistics study of the reaction  $\pi^+ \pi^- \rightarrow \rho^0$  has been performed with the Belle detector using a data sample of  $26 \text{ fb}^{-1}$  collected at  $\sqrt{s} = 10.58 \text{ GeV} = c^2$ . A spin-parity analysis shows dominance of the  $J^P = 2^+$  helicity 2 wave for three-pion invariant masses from 1 to  $3 \text{ GeV}/c^2$ . The invariant mass distribution exhibits  $a_2(1320)$ ,  $a_2(1700)$  and higher mass enhancements.

PACS numbers: 12.38.Qk, 12.39.-x, 12.40.Vv, 13.60.Le, 14.40.Cs

## 1. INTRODUCTION

Three-pion final states of two-photon interactions are restricted to quantum numbers suitable for study of resonance formation. The  $\pi^0\pi^+\pi^-$  channel is known to be dominated by the formation of  $a_2(1320)$  in the helicity 2 state [1-10]. The  $a_2(1320)$  is a ground state of isospin  $1^3P_2$  qq mesons. Observations of higher mass resonances have been reported [7-10]. Study of higher mass states is important for the assignment of nonet members and for the understanding of confinement in the quark model [11-15]. The L3 collaboration reported the  $a_2(1700)$  in  $\pi^0\pi^+\pi^-$  and  $f_2$  decay modes mainly in helicity 2 states [10]. The Belle observation of a resonance in  $\pi^0\pi^+\pi^-K^+K^-$  [16] at  $1737 \text{ MeV}/c^2$  is listed in the Particle Data Group (PDG) [17] and attributed to the  $a_2(1700)$ . Experiments on  $p\bar{p}$  collisions [18-20] and  $p\bar{p}$  photo-production [21, 22] have also observed a three-pion resonance near  $1.8 \text{ GeV}/c^2$ . The Crystal Barrel collaboration reported the  $a_2(1700)$  in the  $\pi^0\pi^+\pi^-$  mode in  $p\bar{p}$  collisions [23, 24]. The  $a_2(2100)$  and  $a_2(2280)$  in the  $f_2$  mode were reported in [25].

We present a spin-parity analysis of three-pion events using data collected with the Belle detector at KEKB [26]. Resonance formation is investigated in the  $\pi^0\pi^+\pi^-$  and  $f_2$  modes, including interference between them. The data sample was taken with similar trigger conditions during 2000 and 2001 at a center-of-mass energy  $\sqrt{s} = 10.58 \text{ GeV}$ . The corresponding total integrated luminosity is  $26.0 \text{ fb}^{-1}$ . We first describe the theoretical formulae for spin-parity analysis of three-pion events. The spin dependence is investigated using the distribution of the vector normal to the three-pion decay plane. Upper limits on two-photon radiative widths are determined for  $\rho(1300)$ ,  $\omega(1670)$  and  $a_4(2040)$ . A neural network method is applied to enhance tensor state selection. The helicity states of tensor resonances are investigated using cos distributions of final state pions. Background contamination is evaluated by comparing  $p_t^2(3^-)$  distributions for data and Monte Carlo generated two-photon interactions. The three-pion and dipion mass spectra are investigated. The two-photon radiative width of the  $a_2(1320)$  is measured and compared to the PDG world average. The mass region above  $1.5 \text{ GeV}/c^2$  is examined for the  $a_2(1700)$  and new states. The two-photon radiative widths are determined. Interference between tensor states and  $\pi^0\pi^+\pi^-$  and  $f_2$  decay modes is investigated and the coupling amplitudes and phase angles are also determined.

## 2. THEORETICAL FORMULAE AND MONTE CARLO

The three-pion final state in two-photon interactions is expressed as the composition of production of dipion isobars,  $I$ , and the decay of  $I \rightarrow \pi^0\pi^+\pi^-$ . Possible dipion isobars are  $f_0$ ,  $\omega$ , and  $f_2$ . The assignment of spin-parity ( $J^P$ ) and orbital angular momentum ( $L$ ) are listed in Table I. Gauge invariance and Bose symmetry forbid  $J^P = 1^-$  and  $3^-$ . Only the helicity  $\lambda = 0$  state is allowed for  $J^P = 0^-$  and  $2^-$ , and  $\lambda = 2$  for  $J^P = 3^+$  [27]. The helicity 0 fraction of a tensor state is predicted to be zero by the non-relativistic quark model [28, 29]. The static quark model also predicts a small value (1/7) [30].

The cross section for resonance formation in  $\pi^0\pi^+\pi^-K^+K^-$  is given by

$$d\sigma = 2(2J+1) \sum_{J_z} R_{J_z}^2 \sum_I \frac{r}{m_0} \frac{1}{s} \text{BW}_0^2 D_0^{J_z}(I) + e^{i\phi_1} \sum_I \frac{r}{m_1} \text{BW}_1^2 D_1^{J_z}(I) + e^{i\phi_2} \sum_I \frac{r}{m_2} \text{BW}_2^2 D_2^{J_z}(I) + d\text{Lips}(3^-); \quad (1)$$

$J^P$	0	2	2 <sup>+</sup>	3 <sup>+</sup>	4 <sup>+</sup>
	0	0	0,2	2	0,2
L (f <sub>0</sub> <sup>0</sup> )	0	2	-	3	-
L ( )	1	1	2	2	4
L (f <sub>2</sub> <sup>0</sup> )	2	0	1	1	3

TABLE I: Spin-parity of the three-pion final state in two-photon interactions. Listed are the possible dipion isobars (f<sub>0</sub>, or f<sub>2</sub>), helicity ( ) states allowed, and the lowest orbital angular momentum (L) between the dipion isobar and the third pion.

where  $\Gamma$  is the two-photon radiative width of the ground state resonance of spin  $J$  and  $R_{J_z}$  is the probability of helicity  $J_z$ .  $BW_i = 1/(s - m_i^2 + im_i\Gamma_i)$  is the Breit-Wigner term for two-photon invariant mass ( $W = \sqrt{s}$ ) for a resonance of mass  $m_i$  and width  $\Gamma_i$ . The decay modes are denoted by  $D_i^{J_z}(I)$ . Interference with the ground state is given by the coupling amplitude  $a_i$  and phase angle  $\phi_i$ , where the radiative width is  $\Gamma_i^2$ . The decay amplitude is given by

$$D_i^{J_z}(I) = BW_i^{J_z} T^{J_z}(+; ) + BW_i T^{J_z}(-; ) + a_i e^{i\phi_i} BW(f_2) T^{J_z}(f_2; ) \quad (2)$$

for the Breit-Wigner terms of  $f_0$  and  $f_2$  isobars with interference expressed by the amplitude  $a_i$  and phase angle  $\phi_i$ . The spin dependence is given by

$$T^{J_z}(I; ) = \frac{1}{32\pi^2} \frac{p_{\text{cm}}}{p_2} \sum_{m_1, m_2} C_{L, J_z, m_1, m_2}^{J_z} Y_L^{J_z, m_1}(\theta_2; \phi_2) Y_1^m(\theta_1; \phi_1); \quad (3)$$

where the subscript 2 denotes parameters of the dipion (or f<sub>2</sub>) isobar with spin  $L$  and third component  $m$ . The subscript 1 denotes a pion from the dipion decay. The spherical harmonics are multiplied by the Clebsch-Gordan coefficients  $C_{L, J_z, m_1, m_2}^{J_z}$ . They describe the angular distribution of the dipions (with invariant mass  $m_2 = \sqrt{s_2}$ , momentum  $p_2$ , polar angle  $\theta_2$ , and azimuthal angle  $\phi_2$ ) in the resonance rest frame and the pions from the dipion decay (with  $p_1$ ,  $\theta_1$ ,  $\phi_1$ ) in the dipion rest frame. The  $\theta$  and  $\phi$  angles in both frames are determined with respect to the incident direction which is approximated by the electron beam direction in the center-of-mass frame.

The Monte Carlo is prepared for two-photon interactions in the asymmetric beam configuration (8 GeV electron on 3.5 GeV positron) at Belle. The incident photon flux is calculated with the two-photon luminosity function in [31]. The colliding photons are generated with the pole form factor of the vector meson dominance model (VDM). The photon flux has been compared to the QED calculation of the DIAG36 program [32]. The systematic uncertainty on the photon flux simulation is about 2%.

The detector response is simulated with GEANT3 [33]. The event trigger is simulated using trigger inputs from the Belle tracking system and electromagnetic calorimeter.

### 3. EVENT SELECTION

Events are pre-selected for two-photon interactions with the energy sum of final state particles below 5 GeV and the scattered electrons not observed. Charged pions are detected

by the central drift chamber (CDC) and the silicon vertex detector (SVD) in a 1.5 T magnetic field. The coverage in polar angle extends from  $17^\circ$  to  $150^\circ$  in the laboratory frame. Outside the CDC are the Aerogel Cerenkov Counter system (ACC) and the Time Of Flight (TOF) system. The photons from  $\pi^0$  decays are detected by the electromagnetic calorimeter (ECL) comprised of CsI(Tl) crystals covering the same angular region as the CDC. A detailed description of the detectors and their performance is given in reference [34].

The three-pion event trigger is composed of a CDC two-track trigger, an ECL energy trigger, and combinations with looser constraints on the track opening angles and energy thresholds. In event reconstruction, charged pion tracks are required to have transverse momentum larger than  $300 \text{ MeV}/c$ . The purity of the charged pions is enhanced by rejecting electrons using a likelihood function based on the ratio of ECL energy to track momentum and  $dE/dx$  of the track in the CDC [35]. Charged kaons are rejected by cuts on a probability function based on ACC, TOF and CDC measurements. ECL and beam background are suppressed by requiring a maximum distance to the interaction point (IP) of 2.5 mm in the  $r$ -plane and 50 mm along  $z$  (the beam direction). A photon is identified as an isolated ECL cluster with no matching track. Partially contained photons in the ECL and beam background are eliminated by requiring an energy threshold  $E$  above  $100 \text{ MeV}$ .

Three-pion candidates are selected by requiring two oppositely charged pions and a photon pair with invariant mass within three sigma of the  $\pi^0$  mass. Background events are suppressed by a tight cut on the three-pion transverse momentum and a high energy threshold for photons from  $\pi^0$  decay. Additional selection criteria are chosen for the event topology. Distributions of charged pions and photons are simulated for the partial waves and decay modes to be investigated. In the three-pion rest frame, the photons from  $\pi^0$  decay are expected to have a large opening angle ( $\theta_{\gamma\gamma}$ ) and to make large angles with the charged pions ( $\theta_{\gamma\pi}$ ). Background is expected from inclusive events or low multiplicity events contaminated with random photons. These events populate the low opening angle region and can be eliminated by requiring  $\min(\theta_{\gamma\gamma} + \theta_{\gamma\pi}) > 1$  radian. Background events with a dipion in the low mass region outside the Dalitz contour are excluded by  $m(\pi^+\pi^0) + m(\pi^-\pi^0) > 1 \text{ GeV} = c^2$ . Contamination by  $\pi^+\pi^-\pi^0$  events in coincidence with a fake  $\pi^0$  is suppressed by requiring  $p_t^2(\pi^+\pi^-) > 0.01 \text{ GeV}^2 = c^2$ , as the transverse momentum of the  $\pi^+\pi^-$  pair is balanced in direct production.

#### 4. SPIN-PARITY ANALYSIS

The spin-parity of a three-pion event is characterized by the spherical harmonics in Eq. 2. The dependence is explicitly seen in the angular distribution of the final state pions and of the vector normal to the three-pion decay plane. The spin-parity of the data sample is identified using the  $\beta$  parameter, which is the squared magnitude of the normal vector, scaled by the maximum available kinetic energy [3, 10],

$$\beta = \frac{|\vec{N}|^2}{Q^2} \quad (4)$$

where  $\vec{N} = \vec{p}_1 + \vec{p}_2 + \vec{p}_3$  is evaluated in the three-pion rest frame and  $Q$  is the rest energy difference between the resonance and the three pions. The normal vector  $\vec{N}$  covers a wider  $\cos\theta$  range than the detector acceptance, providing better discrimination than the  $\cos\theta$  values of individual pions.

Goodness-of-fit tests to the distributions in Fig. 1 were performed in four invariant mass intervals. The event sample is selected with  $p_t^2(3^-) < 0.001 \text{ GeV}^2/c^2$  and  $E > 150 \text{ MeV}$ . The mass intervals were chosen to select the  $a_2(1320)$ , the  $a_2(1700)$  and possible higher mass states. Monte Carlo distributions were generated for resonances of each partial wave hypothesis investigated. The generated resonance masses and widths correspond to the enhancements observed in data (to be discussed in Section 7). Interference between the  $f_2(1270)$  and  $f_2(1525)$  channels is included using  $\phi = 0.91$  and  $\Gamma = 150 \text{ MeV}$ .

The  $a_2(1320)$  is dominant in the mass range  $1.0 \text{ GeV}/c^2 < m(3^-) < 1.5 \text{ GeV}/c^2$  (Fig. 1a). The distribution is consistent with the  $J^P = 2^+$  expectation in the decay mode. The test results for higher mass regions are also consistent with the  $J^P = 2^+$  expectations for the  $f_2$  and  $f_2'$  modes. The  $\chi^2$  values obtained are listed in Table II. The good agreement seen in the low region indicates little contamination by phase space background. The helicity state is not distinguished by the distribution, but is better determined by the  $\cos \theta$  distribution of final state pions (to be discussed in Section 6).

Contributions of known non-tensor resonances,  $\rho(1300)(1^-)$ ,  $\rho(1670)(2^-)$ , and  $a_4(2040)(4^+)$  are estimated by binned maximum likelihood fits to the distributions. The Monte Carlo distributions are generated for a test resonance of spin-parity  $J^P$  and a tensor resonance (of helicity-2) of mass and width listed in Table II for the chosen mass range. The

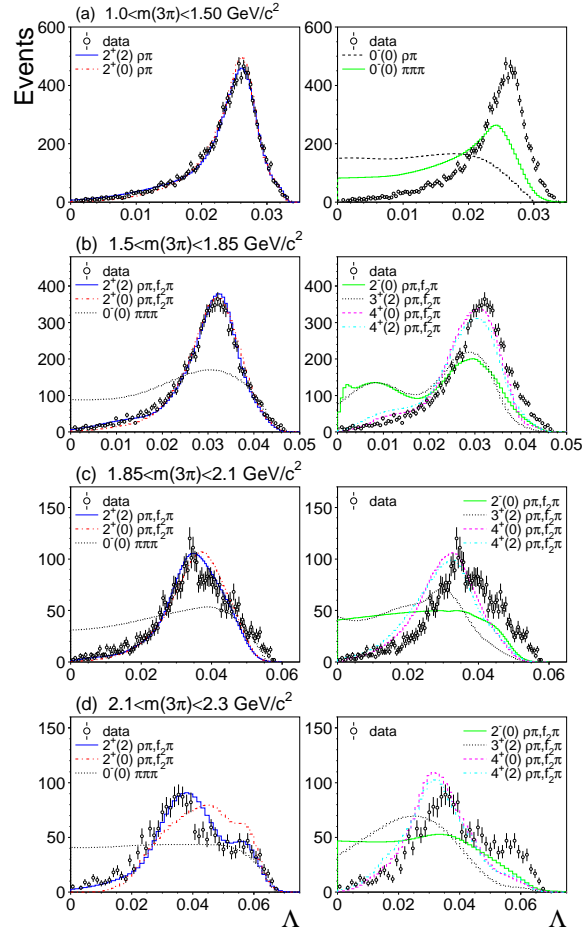


FIG. 1:  $\Lambda$  distributions in comparison with Monte Carlo of various spin-parity hypotheses. Monte Carlo distributions in each mass interval are simulated for resonances of mass and width listed in Table II.

m (3 <sup>+</sup> ) range (GeV/c <sup>2</sup> )	1.0-1.5	1.5-1.85	1.85-2.1	2.1-2.3
MC resonance mass (MeV/c <sup>2</sup> )	1318	1750	1950	2140
width (MeV/c <sup>2</sup> )	105	250	250	250
Decay modes, J <sup>P</sup> (helicity)	<sup>2</sup> /ndf			
+ <sup>0</sup> phase space	3540/91	2050/76	716/101	338/47
0 (0)	7790/83	4510/70	1670/82	733/31
2 <sup>+</sup> (0)	101/83	–	–	–
2 <sup>+</sup> (2)	73/93	–	–	–
2 (0)	–	1760/76	565/99	220/45
f <sub>2</sub> <sup>0</sup> 0 (0)	–	4890/77	1100/102	760/48
f <sub>2</sub> <sup>0</sup> 2 (0)	–	3540/76	818/105	323/48
+ f <sub>2</sub> <sup>0</sup> 2 <sup>+</sup> (0)	–	134/70	125/83	127/38
+ f <sub>2</sub> <sup>0</sup> 2 <sup>+</sup> (2)	–	71/76	120/89	62/45
+ f <sub>2</sub> <sup>0</sup> 2 (0)	–	2770/75	1170/95	427/46
+ f <sub>2</sub> <sup>0</sup> 3 <sup>+</sup> (2)	–	3090/72	1520/90	596/40
+ f <sub>2</sub> <sup>0</sup> 4 <sup>+</sup> (0)	–	425/71	450/89	212/42
+ f <sub>2</sub> <sup>0</sup> 4 <sup>+</sup> (2)	–	504/74	542/92	210/43

TABLE II: <sup>2</sup>/ndf of goodness-of- $\chi^2$  tests to the distributions of spin-parity and helicity states. Monte Carlo simulations were performed with the resonance masses and widths listed.

sum of the distributions, with the bin contents

$$N_i^{MC} = f N_i^{MC}(J^P) + (1-f)N_i^{MC}(2^+); \quad (5)$$

is fitted for the fraction  $f$ .

The contribution of the  $\rho(1300)$  is found to be negligible in the distribution of  $m(3^+) < 1.50 \text{ GeV}/c^2$  for the  $+$  and  $+$ <sup>0</sup> decay modes. The result  $f = 0.0 \pm 1.1 \pm 0.0\%$  is obtained for both decay modes. The 0 wave is easily distinguishable from the tensor wave and therefore a small systematic uncertainty (1.0%) is estimated for the dependence on mass resolution and selection efficiency. The expectation for the  $\rho(1300)$  is simulated with the resonance parameters from the PDG,  $m = 1300 \pm 100 \text{ MeV}/c^2$  and width in the range  $\Gamma = 200 \pm 600 \text{ MeV}/c^2$ . The number of events estimated for  $(\rho(1300))B(\rho(1300) \rightarrow \pi^+\pi^-) = 1 \text{ eV}$  is  $N^{MC} = 3.24 \pm 0.32$  for the  $+$  mode, and  $2.93 \pm 0.29$  for the  $+$ <sup>0</sup> mode. The errors are estimated from the uncertainties on mass and width. The upper limit is derived from the  $\rho(1300)$  event fraction found in the fit and the quadratic sum of statistical and systematic errors (1.49%). It corresponds to 173 of the total 11654 data events. Applying Poisson statistics, the upper limit at the 90% confidence level (CL) is 191 events, corresponding to two-photon radiative widths  $(\rho(1300))B(\rho(1300) \rightarrow \pi^+\pi^-) < 65 \text{ eV}$  and  $(\rho(1300))B(\rho(1300) \rightarrow \pi^+\pi^0) < 72 \text{ eV}$ , respectively. The  $N^{MC}$  used in the calculation is reduced by one standard deviation to account for the uncertainties of the  $\rho(1300)$  mass and width.

Likewise, the contribution of  $\rho(1670)$  decaying into  $\pi^+\pi^-$  and  $f_2$  is determined with the distribution of 8836 data events satisfying  $1.5 \text{ GeV} = c^2 < m(3^+) < 1.85 \text{ GeV} = c^2$ . The event fraction obtained for the  $\rho(1670)$  is  $f = 0.0 \pm 1.2 \pm 2.0\%$ . The expected number of events for  $(\rho(1670))B(\rho(1670) \rightarrow \pi^+\pi^-; f_2) = 1 \text{ eV}$  is  $19.3 \pm 0.4$  events for  $\rho(1670)$



with  $m = 1672 \pm 3 \pm 2 \text{ MeV}/c^2$  and  $\Gamma = 259 \pm 9 \text{ MeV}/c^2$ . The upper limit obtained is  $\Gamma(a_2(1670))B(a_2(1670) \rightarrow \pi^+\pi^-; f_2) < 12 \text{ eV}$  (90% CL).

The contribution of  $a_4(2040)$  is determined for helicity 0 and 2 states with the distribution of 4400 data events with  $1.85 \text{ GeV}^2/c^2 < m(3\pi) < 2.1 \text{ GeV}^2/c^2$ . The fractions obtained in this case are also negligible, with  $f = 0.0 \pm 4.5 \pm 4.0\%$  for both helicity states. The numbers of events expected for  $\Gamma(a_4(2040))B(a_4(2040) \rightarrow \pi^+\pi^-; f_2) = 1 \text{ eV}$  is  $48.2 \pm 2.2$  and  $46.4 \pm 2.1$  for helicity 0 and 2, respectively. The upper limit on the helicity 2 wave is found to be  $\Gamma(a_4(2040))B(a_4(2040) \rightarrow \pi^+\pi^-; f_2) < 6.5 \text{ eV}$  (90% CL).

## 5. SELECTION OF TENSOR STATES

### 5.1. Neural network method

A feed-forward neural network is employed to improve the selection purity of the chosen partial waves and decay modes. The neural network contains seven input nodes and multiple outputs, each corresponding to a partial wave. The input variables include the dipion masses and the  $\cos$  values of the final state pions and of the vector normal to the decay plane. The three-pion events are best described by a tensor partial wave in the  $\pi^+\pi^-\pi^0$  and  $f_2$  modes. The neural network is therefore trained to discriminate helicity 0, helicity 2, and background (approximated by phase space). The product of the outputs of three nodes  $O_i$ , for  $J^P(\pi^+\pi^-\pi^0) = 2^+(2), 2^+(0)$ , and phase space, gives the neural network weight

$$NN = O_i(1 - Q)(1 - Q); \quad (6)$$

where  $i$  is the wave chosen to be identified against the other two. Distributions of NN for helicity 2 are shown in Fig. 2. The data sample used has  $p_T^2(3\pi) < 0.0005 \text{ GeV}^2/c^2$  and photon energy  $E_\gamma > 180 \text{ MeV}$ . The sample is divided into masses below and above  $1.5 \text{ GeV}^2/c^2$  for comparison of spectra with events dominated by the  $a_2(1320)$  and those in the higher mass region. The NN spectra are in good agreement with the helicity 2 (hatched area) predictions. Note that the detector acceptance is higher for the helicity 0 sample (dashed

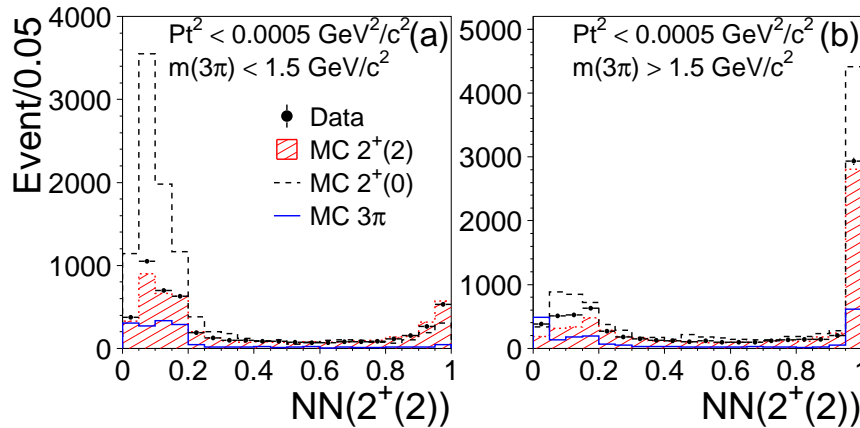


FIG. 2: Neural network output for  $J^P = 2^+$  helicity 2 wave. The Monte Carlo samples are normalized to fixed radiative widths for comparison of selection efficiencies of different partial waves.  $\Gamma = 0.7 \text{ keV}$  is applied (for  $a_2(1320)$ ) in (a), and  $\Gamma = 0.5 \text{ keV}$  in (b), respectively.

line). The selection efficiency for the phase space sample is comparable with that for the tensor states; however, the event rate differs by the spin factor  $(2J + 1)$  in the cross section. With a cut applied at  $NN > 0.2$ , phase space events at lower mass are suppressed by 80%, leaving about equal numbers of events in the helicity 0 and 2 states. The  $a_2(1320)$  selection efficiencies become 0.023%, 0.053% and 0.054% for phase space, tensor helicity 0 and tensor helicity 2 decays, respectively.

The event selection cuts were optimized for selection purity. Because events from three-pion resonances are densely distributed at  $p_t(3\pi)$  near zero, a  $p_t^2(3\pi)$  cut is effective in improving selection purity. A relatively high photon energy threshold suppresses beam related background and an  $NN$  threshold suppresses random three-pion background. A data sample enriched in events from tensor states is selected with  $p_t^2(3\pi) < 0.0005 \text{ GeV}^2/c^2$ ,  $E > 180 \text{ MeV}$ , and  $NN(2^+(2)) > 0.2$ . The selection efficiency is evaluated with Monte Carlo events. Figure 3 shows the generated and selected mass spectra for the  $J^P = 2^+$  helicity 2 wave in the  $f_2$  and  $f_2'$  modes for three resonances at 1320, 1750 and 1950  $\text{MeV}/c^2$ . The selection efficiency as a function of  $m(3\pi)$  is a smooth curve. The shape does not change much as the cut values are varied, which helps in reducing the systematic uncertainty.

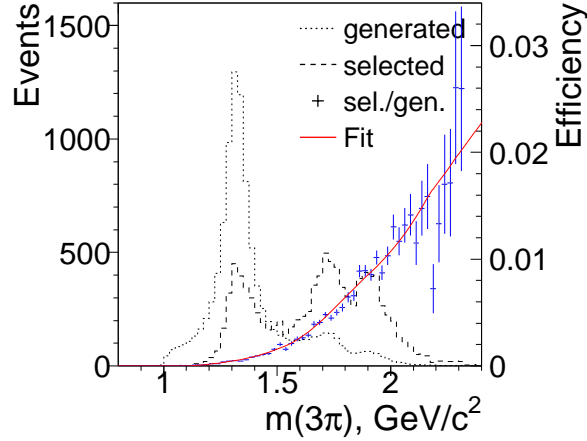


FIG. 3: Estimated selection efficiency for the  $J^P = 2^+$  helicity 2 partial wave. Distributions are shown for Monte Carlo generation and fully simulated and selected events. The efficiency, shown as points with error bars, is fitted to a polynomial function.

## 5.2. Background template

Background contamination is investigated with rejected events. Their  $p_t^2(3\pi)$  distribution is approximately linear, which differs very much from two-photon events with a  $\gamma$ -pole form factor peaking at zero. The background fraction is estimated from a fit to the  $p_t^2(3\pi)$  distribution of Monte Carlo two-photon events combined with a linear background function.

The sample is divided into 100  $\text{MeV}/c^2$  mass intervals in  $m(3\pi)$ ; some of the fits to  $p_t^2(3\pi)$  distributions are illustrated in Fig. 4. The background fractions are then obtained for a chosen  $p_t^2(3\pi)$  threshold, and are parameterized as a function of  $m(3\pi)$ . The background distribution thus obtained is a smooth curve corresponding to 15% of the total sample of 9291 events (Section 5.1) in the three-pion mass range up to  $3 \text{ GeV}/c^2$ .

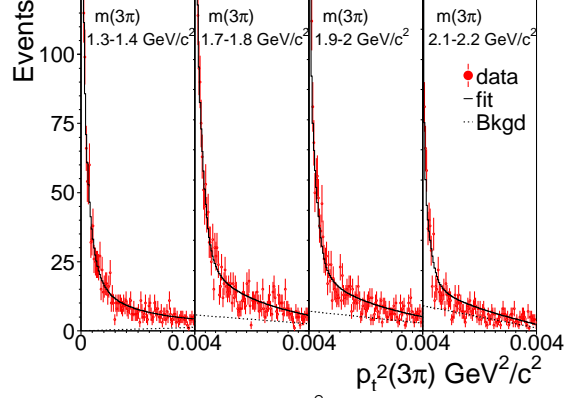


FIG. 4: Some  $p_T^2(3\pi)$  distributions in 100 MeV/c<sup>2</sup> mass intervals. Each distribution is fitted to the Monte Carlo simulation and a linear background.

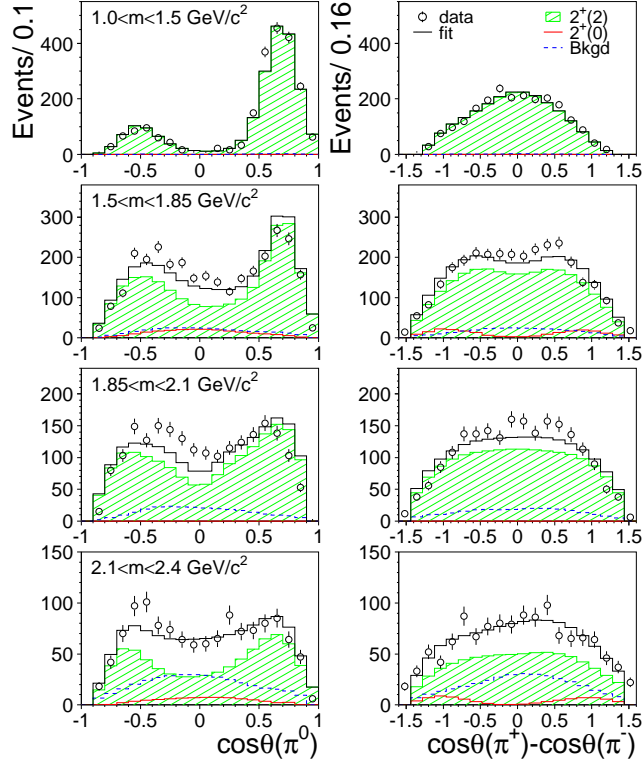


FIG. 5:  $\cos\theta$  distributions of final state pions. Solid lines are the fits of helicity fractions.

## 6. HELICITY AMPLITUDE

The helicity fractions of the selected three-pion events are investigated by examining the polar angle distributions of pions. The  $\cos\theta$  distributions for the  $\pi^0$  and the difference in  $\cos\theta$  of  $\pi^+$  and  $\pi^-$  are shown in Fig. 5, in four invariant mass intervals, corresponding to  $a_2(1320)$  and possible higher mass states. The two helicity states are clearly distinguishable in  $\cos\theta(\pi^0)$  with helicity  $2^+(0)$  events distributed in the forward (central) region, and vice versa for the distributions of  $\cos\theta(\pi^+) - \cos\theta(\pi^-)$ . The asymmetric shape observed in  $\cos\theta(\pi^0)$  distributions is due to the Belle configuration, which has asymmetric acceptance along and opposite to the boost direction.

$m(3\pi)$ mass range	background (%)	Helicity-2 (%)	$\chi^2/\text{ndf}$
1.0 – 1.5 GeV/c <sup>2</sup>	0.8	100 ± 2	5/40/35
1.5 – 1.85 GeV/c <sup>2</sup>	10	95 ± 2	5/96/37
1.85 – 2.1 GeV/c <sup>2</sup>	13	100 ± 2	5/131/36
2.1 – 2.4 GeV/c <sup>2</sup>	30	82 ± 2	5/39/37

TABLE III: Helicity 2 fractions of the fits to  $\cos\theta$  distributions. Background fractions estimated in Section 5.2 are fixed in the fits.

The helicity fractions are obtained by fits to the  $\cos\theta$  distributions for the two helicity states and background. The fits, shown as histograms in Fig. 5, are consistent with the hypothesis of helicity 2 dominance in all the mass intervals. The fits with the background fractions fixed to the estimates in Section 5.2 are listed in Table III. Background is assumed to be randomly distributed in three-pion phase space. Statistically compatible results are obtained with background fractions set to zero. In the low mass region, where  $a_2(1320)$  is dominant, the  $\cos\theta$  distributions are consistent with pure helicity 2. In the higher mass region the helicity state is also predominantly helicity 2. The Monte Carlo includes multiple tensor states in the  $\eta$  and  $f_2$  channels. Note the discrepancy in  $\cos\theta(^\circ)$  for  $1.85 \text{ GeV}/c^2 < m(3\pi) < 2.1 \text{ GeV}/c^2$ , where the Monte Carlo suggests more energetic final state pions and therefore a more symmetric distribution. Systematic uncertainties are estimated by varying  $m(3\pi)$  intervals, selection cuts and background levels. The deviation in helicity fractions is evaluated and the systematic errors estimated are listed in Table III.

## 7. MASS SPECTRUM OF TENSOR STATES

### 7.1. Resonance parameters

The invariant mass spectrum of three-pion events is shown in Fig. 6. The  $a_2(1320)$  is dominant in the low mass region where the mass spectrum is truncated by trigger thresholds and selection cuts. The  $a_2(1320)$  radiative width is determined by the number of events observed in the mass region below  $1.5 \text{ GeV}/c^2$ . The Monte Carlo prediction has included full detector simulation with the  $a_2(1320)$  resonance parameters fixed to the PDG values ( $m = 1319 \text{ MeV}/c^2$ ;  $\Gamma = 105 \text{ MeV}/c^2$ ) [17]. The background estimated in Section 5.2 is included. By scaling the Monte Carlo expectation for  $a_2(1320)$  shown by the solid line in Fig. 6, the two photon radiative width obtained is

$$\Gamma(a_2(1320)) = 0.99 \pm 0.03 \pm 0.11 \text{ keV}.$$

It is in good agreement with the PDG world average. The systematic uncertainty is estimated to be 11%. It is attributed to the trigger efficiency and event selection (7%) and the background and contribution from higher mass states (8%).

The spectrum in the higher mass region shows a structure too broad to be due only to the  $a_2(1700)$ , with width about  $200 \text{ MeV}$  [17]. The quick rise at  $1.5 \text{ GeV}/c^2$  and the dip at  $1.8 \text{ GeV}/c^2$  are indications of overlapping resonances. The interference of tensor resonances is parameterized in Eq. 1 by the coupling amplitudes and phase angles relative to the ground state  $a_2(1320)$ . The fit for the resonance parameters was conducted with the mass spectrum

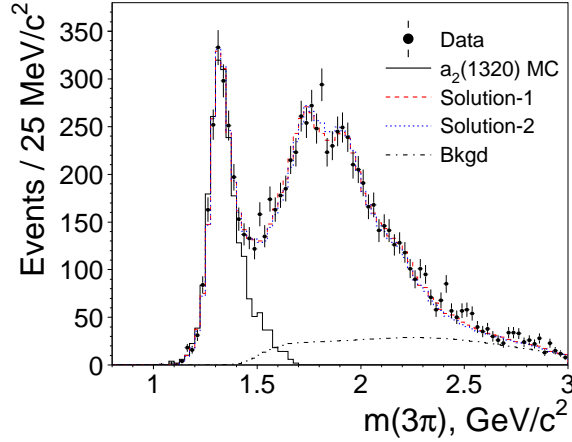


FIG. 6: Three-pion mass spectrum. The fit to  $a_2(1320)$  in the mass region below  $1.5 \text{ GeV}/c^2$  is shown by the solid line. The two solutions of the fit to interference of tensor states are also shown. The dashed-dotted line is the estimated background.

generated by Monte Carlo simulation. The  $a_2(1320)$ , serving as the reference ground state, is generated with the resonance parameters given by the PDG and the resulting spectrum is normalized to data in the mass region below  $1.5 \text{ GeV}/c^2$ .

The fit giving satisfactory agreement with the data is achieved with four resonances, which results in eight sets of solutions. The interference among the tensor states has the effect of shifting resonance mass positions and shapes. The coupling to the phase angles is periodic with period  $2\pi$ . In each half period, one solution is obtained with the amplitudes of higher mass states smaller than 1 and closely grouped phase angles. These solutions are shown by the dashed and dotted lines in Fig. 6 for Solution-1 and 2, respectively, with  $\chi^2/\text{ndf} = 45/50$  and  $46/50$  in the mass range up to  $2.4 \text{ GeV}/c^2$ . The parameters obtained are listed in Table IV. The solutions with interference amplitudes larger than 1 (Solution (1)  $> 1$ ), Table IV) correspond to destructive interference with radially excited states having larger cross sections than the ground state ( $a_2(1320)$ ), which is unlikely for light-quark mesons.

Correlations between the fitted phase angles and resonance parameters are significant. The resonance mass positions are shifted to values higher than in the fit without interference. The largest correlation coefficient is between  $\phi_1$  and  $m(1700)$  for  $a_2(1700)$ . The values obtained are  $-0.72$  ( $-0.88$ ) in Solution-1 (2), respectively. The width of the resonance is positively correlated with the interference amplitude. The relative amplitude  $a_2$  has a large correlation coefficient with the width of the resonance at  $1950 \text{ MeV}/c^2$ . The values are  $0.74$  ( $0.75$ ) in Solution-1 (2), respectively. The interference of overlapping resonances leads to strong correlations and to shifts in two-photon radiative widths. The radiative width of  $a_2(1700)$  in three-pion mode is found using  $\Gamma(1700)B(3\pi) = \frac{2}{1} \Gamma(1320)B(\pi\pi)$  to be  $0.10 \pm 0.02 \pm 0.02 \text{ keV}$ .

Systematic uncertainties are evaluated including the effects of interference on selection efficiency and mass resolution. The mass resolution is smeared in the reconstruction of  $\pi^0$  and charged pion tracks. The smearing effect on mass is estimated by Monte Carlo and is found to be approximately equivalent to convolution with a Gaussian of width less than  $20 \text{ MeV}/c^2$ . The Monte Carlo spectrum is slightly shifted with respect to data and the magnitude of the shift is examined as a function of the trigger and event selection thresholds. The precision of the resonance mass measurement is estimated to be better than  $8 \text{ MeV}/c^2$ .

The uncertainty in the resonance width is due to the smearing of the invariant mass measurement. It is estimated to be  $10 \text{ MeV}/c^2$  by comparing the  $p_t(3^-)$  of data and Monte Carlo and by comparing the simulated and measured widths of the  $a_2(1320)$ . The systematic error from interference amplitudes is 9%. It is estimated using the uncertainties of selection efficiencies and backgrounds. The interference phase angles are strongly correlated with the resonances masses. The systematic error on masses corresponds to an error of 8 degrees for the phase angles in Solution-1 and 2. In addition, the phase angles are affected by the decay modes, and the errors are evaluated in the fits to be 8 degrees. The combined error is estimated to be 12 degrees. The fits having large amplitudes ( $|r_i| > 1$ ) are more sensitive to phase angle (smaller statistical error) and are less dependent on the errors in the masses. The systematic uncertainty of the phase angles is thus smaller.

Solution-1	mass $\text{MeV}/c^2$		width $\text{MeV}/c^2$		amplitude ( %)		phase ( %)		deg.		$\chi^2/\text{ndf}$		
$a_2(1700)$	1769	10	8	270	7	10	0.37	0.02	0.03	154		6	12
BW (1950)	1948	4	8	291	6	10	0.61	0.02	0.06	143		5	12
BW (2140)	2146	12	8	358	26	10	0.40	0.03	0.04	139		4	12
Solution-2	mass $\text{MeV}/c^2$		width $\text{MeV}/c^2$		amplitude ( %)		phase ( %)		deg.		$\chi^2/\text{ndf}$		
$a_2(1700)$	1758	13	8	269	10	10	0.37	0.03	0.03	221		7	12
BW (1950)	1949	6	8	324	14	10	0.71	0.03	0.06	220		6	12
BW (2140)	2161	17	8	342	22	10	0.44	0.03	0.04	221		6	12

Solution ( $ r_i  > 1$ )	mass $\text{MeV}/c^2$		width $\text{MeV}/c^2$				amplitude ( %)			phase ( %)			deg.	$\chi^2/\text{ndf}$
$a_2(1700)$	1768	5	8	273	8	10	0.50	0.02	0.045	126	2	8	48/50	
BW (1950)	1949	3	8	280	4	10	1.54	0.02	0.140	99	1	8		
BW (2140)	2138	4	8	382	5	10	2.03	0.03	0.180	236	1	8		
$a_2(1700)$	1757	6	8	279	12	10	0.54	0.02	0.05	207	3	8	49/50	
BW (1950)	1954	3	8	289	5	10	1.64	0.02	0.15	163	1	8		
BW (2140)	2136	4	8	374	4	10	2.23	0.03	0.20	313	1	8		
$a_2(1700)$	1750	4	8	271	3	10	1.45	0.02	0.13	102	1	8	49/50	
BW (1950)	1960	4	8	267	5	10	1.02	0.02	0.09	237	1	8		
BW (2140)	2138	9	8	375	14	10	0.64	0.02	0.06	212	2	8		
$a_2(1700)$	1759	4	8	269	4	10	1.70	0.02	0.15	161	1	8	51/50	
BW (1950)	1963	4	8	263	5	10	1.31	0.02	0.12	305	2	8		
BW (2140)	2136	9	8	360	12	10	0.76	0.03	0.07	290	3	8		
$a_2(1700)$	1745	2	8	268	2	10	1.88	0.02	0.17	81	1	8	49/50	
BW (1950)	1947	2	8	275	2	10	2.78	0.02	0.25	188	1	8		
BW (2140)	2143	2	8	372	4	10	2.29	0.02	0.21	305	1	8		
$a_2(1700)$	1742	2	8	263	2	10	1.94	0.02	0.17	143	1	8	51/50	
BW (1950)	1944	2	8	263	2	10	2.81	0.02	0.25	257	1	8		
BW (2140)	2148	2	8	378	5	10	2.42	0.03	0.22	20	1	8		

TABLE IV : Resonance parameters of the fit to the invariant mass spectrum for tensor states with interference expressed in Eq. 1.

## 7.2. Intermediate decay channels

The presence of  $\rho$  and  $f_2$  intermediate states is demonstrated by the dipion invariant mass spectra shown in Fig. 7. The  $a_2(1320)$  decays into  $\rho$  only. The  $m(\pi^+\pi^0)$  spectrum for  $m(3\pi) < 1.5 \text{ GeV}/c^2$  (Fig. 7a) is consistent with simulated  $\rho$  decay and the  $m(\pi^+\pi^-)$  spectrum from phase space. The  $f_2$  is present in the  $m(\pi^+\pi^-)$  distributions of  $m(3\pi) > 1.5 \text{ GeV}/c^2$ . The interference between  $\rho$  and  $f_2$  modes is formulated with an amplitude and a phase angle in Eq. 2. The tensor resonance parameters have little effect on the dipion invariant mass spectra and the final state pion distributions. Therefore the decay parameters are determined independently.

The interference term has the effect of pulling dipion mass peaks for  $\rho$  and  $f_2$ , near their nominal mass positions for  $\phi = 180^\circ$ , to give destructive interference and alter spectra as  $\phi$  approaches zero. The interference parameters are determined by a least-squares fit to the two dipion mass spectra. The Monte Carlo expectation includes the resonances in Section 7.2. To account for the correlation between resonances, the fit was performed for the combined sample of  $a_2(1700)$  and the resonance at  $1950 \text{ MeV}/c^2$  with  $1.5 \text{ GeV}/c^2 < m(3\pi) < 2.1 \text{ GeV}/c^2$ . The background included is a phase space distribution scaled to the fraction estimated in Section 5.2. The fit obtained with  $\chi^2/\text{ndf} = 92/51$  is illustrated in Fig. 7b. The parameters obtained are listed in Table V. The interference amplitudes and phase angles are similar for the two resonances. The fit was also conducted for the spectra in narrower  $m(3\pi)$  intervals corresponding to the dominance of  $a_2(1700)$  and the resonance at  $1950 \text{ MeV}/c^2$ . The Monte Carlo was simulated with the event fractions of resonances varied. The results are statistically compatible and are used to estimate systematic uncertainty.

The event fraction attributed to the resonance at  $2140 \text{ MeV}/c^2$  is only about a quarter

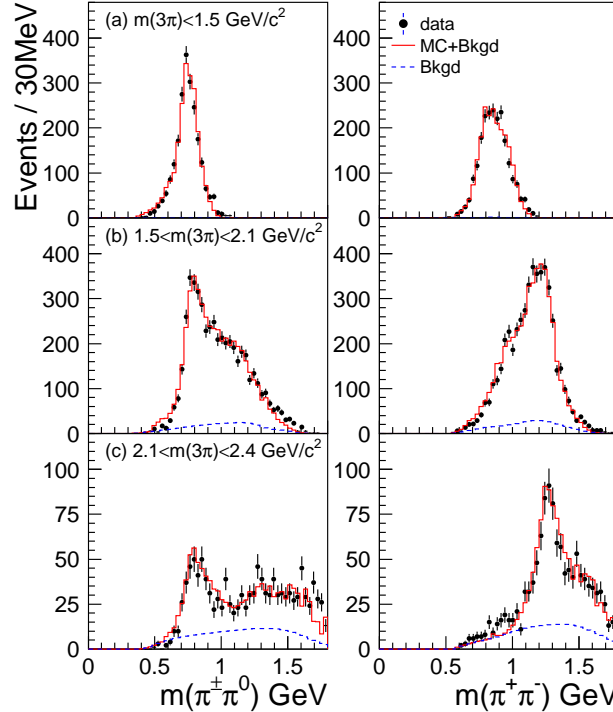


FIG. 7: Dipion mass spectra and the fits to  $\rho$  and  $f_2$  modes. The interference parameters are listed in Table V.

	amplitude ( % )			phase ( % )			deg.
$a_2(1700)$	0.92	0.10	0.08	151	4	12	
BW (1950)	0.91	0.10	0.12	149	4	20	
BW (2140)	1.0	0.20	0.30	145	10	30	

TABLE V : Interference parameters for  $a_2$  and  $f_2$  decay modes of the  $\eta$  to the dipion mass spectra.

of the total events in the mass range  $2.1 \text{ GeV} = c^2 < m(\pi^+\pi^-) < 2.4 \text{ GeV} = c^2$ . The interference parameters are again determined by fitting the dipion mass spectra. The  $\chi^2/\text{ndf} = 63/59$  is obtained in the fit (Fig. 7c). The parameters obtained are also listed in Table V.

The large overlap of events in adjacent tensor states leads to large systematic uncertainty. To estimate the resulting uncertainties, fits to the dipion mass spectra of events selected in wider mass intervals of  $m(\pi^+\pi^-)$  were carried out. For the resonance at  $2140 \text{ MeV}/c^2$ , the error is up to 30% for the amplitude and 20% for the angle. The estimated errors are included in Table V.

## 8. CONCLUSION

In the region of low three pion mass the reaction  $\eta \rightarrow \pi^+\pi^-\pi^0$  is dominated by the  $a_2(1320)$  in the helicity 2 state. Events in higher mass regions are also found to be dominated by the spin-parity  $J^P = 2^+$  helicity 2 partial wave. The contribution of  $\rho_0(1300)$  is negligible. The upper limit is found to be  $(\rho_0(1300))/B(\rho_0(1300) \rightarrow \pi^+\pi^-\pi^0) < 72 \text{ eV}$  (90% C.L.). The contributions of the  $\rho_2(1670)$  and  $a_4(2040)$  resonances are also negligible. The upper limits are determined to be  $(\rho_2(1670))/B(\rho_2(1670) \rightarrow \pi^+\pi^-\pi^0; f_2) < 12 \text{ eV}$  and  $(a_4(2040))/B(a_4(2040) \rightarrow \pi^+\pi^-\pi^0; f_2) < 6.5 \text{ eV}$  (90% C.L.), respectively.

The observed radiative width of the  $a_2(1320)$  is consistent with the PDG world average. The mass spectrum in the region above the  $a_2(1320)$  consists of a broad distribution attributed to the  $a_2(1700)$  and additional tensor resonances decaying to  $\pi^+\pi^-$  and  $f_2$ . The two-photon radiative width of the  $a_2(1700)$  is measured to be  $(a_2(1700))/B(a_2(1700) \rightarrow \pi^+\pi^-; f_2) = 0.34 \pm 0.01 \pm 0.04 \text{ keV}$ , in agreement with the L3 observation [10]. The mass spectrum is best interpreted with two more radially excited tensor states at  $1950 \text{ MeV}/c^2$  and  $2140 \text{ MeV}/c^2$ . The mass spectrum is well represented by interfering tensor states with coupling amplitudes and phase angles relative to  $a_2(1320)$ . The amplitude obtained for  $a_2(1700)$  is 0.37, corresponding to the radiative width of  $(a_2(1700))/B(a_2(1700) \rightarrow \pi^+\pi^-; f_2) = 0.10 \pm 0.02 \pm 0.02 \text{ keV}$ .

The higher mass tensor states observed here may be compared to the theoretical predictions of the relativistic quark model [11, 12, 13]. The radiative widths obtained in this study are compatible with the relativistic quark model calculations.

## REFERENCES

- [1] JADE Collaboration, J.E. Olsson, in Proc. V Int. Conf. on Two-Photon Physics, Aachen 1983 ed. Ch. Berger (Springer, Berlin 1983).
- [2] H.J. Behrend et al. (CELLO Collaboration), Phys. Lett. 114B (1982) 378; Phys. Lett. 125B (1983) 518.



- [3] Ch. Berger et al. (PLUTO Collaboration), Phys. Lett. 149B (1984) 427.
- [4] M. Altho et al. (TASSO Collaboration), Z. Phys. C 31 (1986) 537.
- [5] F. Butler et al. (MARK 2 Collaboration), Phys. Rev. D 42 (1990) 1368.
- [6] S.E. Barz et al. (MD 1 Collaboration), Z. Phys. C 48 (1990) 581.
- [7] H.J. Behrend et al. (CELLO Collaboration), Z. Phys. C 46 (1990) 583.
- [8] D. Antreasyan et al. (Crystal Ball Collaboration), Z. Phys. C 48 (1990) 561.
- [9] H. Albrecht et al. (ARGUS Collaboration), Z. Phys. C 74 (1997) 469.
- [10] M. Acciarri et al. (L3 Collaboration), Phys. Lett. B 413 (1997) 147.
- [11] J.D. Anderson, M.H. Austern and R.N. Cahn, Phys. Rev. D 43 (1991) 2094.
- [12] E.S. Ackleh et al., Phys. Rev. D 45 (1992) 232.
- [13] C.R. Munz, Nucl. Phys. A 609 (1996) 364.
- [14] R. Ricken et al., Eur. Phys. J. A 9 (2000) 211.
- [15] A.V. Anisovich et al., Phys. Atom. Nucl. 66 (2003) 914.
- [16] K. Abe et al. (Belle Collaboration), Eur. Phys. J. C 32 (2004) 323.
- [17] Particle Data Group, Phys. Lett. B 592, (2004) 1.
- [18] Yu.M. Antipov et al., Nucl. Phys. B 63 (1973) 167.
- [19] M. Deutschmann et al., Nucl. Phys. B 114 (1976) 237.
- [20] C. Daum et al. (ACCOMOR Collaboration), Phys. Lett. 89B (1980) 285; Nucl. Phys. B 182 (1981) 269.
- [21] D. Aston et al., Nucl. Phys. B 189 (1981) 15.
- [22] G.T. Condo et al. (SLAC Hybrid Facility Photon Collaboration), Phys. Rev. D 43 (1991) 2787.
- [23] C. Amisler et al. (Crystal Barrel Collaboration), Eur. Phys. J. C 23 (2002) 29.
- [24] A. Abele et al., (Crystal Barrel Collaboration), Eur. Phys. J. C 8 (1999) 67.
- [25] A.V. Anisovich et al., Phys. Lett. B 452 (1999) 187.
- [26] S. Kurokawa and E. Kikutani, Nucl. Instr. Meth. A 499 (2003) 1, and other papers included in this volume.
- [27] C.N. Yang, Phys. Rev. 77 (1950) 242.
- [28] Z.P. Li, F.E. Close, T. Barnes, Phys. Rev. D 43 (1991) 2161.
- [29] see e.g. P. Grassberger and R. Kogerler, Nucl. Phys. B 106 (1976) 451.
- [30] M. Poppe, Int. J. Mod. Phys. 1 (1986) 545.
- [31] V.M. Budnev et al., Phys. Rep. 15 (1975) 181.
- [32] F.A. Berends, P.H. Davelveldt and R. Kleiss, Nucl. Phys. B 253 (1985) 421; Comp. Phys. Comm. 40 (1986) 271, 285, and 309.
- [33] R. Brun et al., GEANT 3.21 CERN-DD/EE/84-1, 1984.
- [34] A. Abashian et al. (Belle Collaboration), Nucl. Inst. and Meth. A 479 (2002) 117.
- [35] K. Hanagaki et al., Nucl. Instr. Meth. A 485 (2002) 490.