

Direct measurement of the absolute branching fraction for $D^+ \rightarrow \bar{K}^0 \mu^+ \nu_\mu$ and determination of $\Gamma(D^0 \rightarrow K^- \mu^+ \nu_\mu) / \Gamma(D^+ \rightarrow \bar{K}^0 \mu^+ \nu_\mu)$

M. Ablikim¹, J. Z. Bai¹, Y. Ban¹², X. Cai¹, H. F. Chen¹⁶, H. S. Chen¹, H. X. Chen¹, J. C. Chen¹, Jin Chen¹, Y. B. Chen¹, Y. P. Chu¹, Y. S. Dai¹⁸, L. Y. Diao⁹, Z. Y. Deng¹, Q. F. Dong¹⁵, S. X. Du¹, J. Fang¹, S. S. Fang^{1a}, C. D. Fu¹⁵, C. S. Gao¹, Y. N. Gao¹⁵, S. D. Gu¹, Y. T. Gu⁴, Y. N. Guo¹, K. L. He¹, M. He¹³, Y. K. Heng¹, J. Hou¹¹, H. M. Hu¹, J. H. Hu³, T. Hu¹, X. T. Huang¹³, X. B. Ji¹, X. S. Jiang¹, X. Y. Jiang⁵, J. B. Jiao¹³, D. P. Jin¹, S. Jin¹, Y. F. Lai¹, G. Li^{1c}, H. B. Li¹, J. Li¹, R. Y. Li¹, S. M. Li¹, W. D. Li¹, W. G. Li¹, X. L. Li¹, X. N. Li¹, X. Q. Li¹¹, Y. F. Liang¹⁴, H. B. Liao¹, B. J. Liu¹, C. X. Liu¹, F. Liu⁶, Fang Liu¹, H. H. Liu¹, H. M. Liu¹, J. Liu^{12d}, J. B. Liu¹, J. P. Liu¹⁷, Jian Liu¹, Q. Liu¹, R. G. Liu¹, Z. A. Liu¹, Y. C. Lou⁵, F. Lu¹, G. R. Lu⁵, J. G. Lu¹, C. L. Luo¹⁰, F. C. Ma⁹, H. L. Ma², L. L. Ma^{1e}, Q. M. Ma¹, Z. P. Mao¹, X. H. Mo¹, J. Nie¹, R. G. Ping¹, N. D. Qi¹, H. Qin¹, J. F. Qiu¹, Z. Y. Ren¹, G. Rong¹, X. D. Ruan⁴, L. Y. Shan¹, L. Shang¹, C. P. Shen¹, D. L. Shen¹, X. Y. Shen¹, H. Y. Sheng¹, H. S. Sun¹, S. S. Sun¹, Y. Z. Sun¹, Z. J. Sun¹, X. Tang¹, G. L. Tong¹, D. Y. Wang^{1f}, L. Wang¹, L. L. Wang¹, L. S. Wang¹, M. Wang¹, P. Wang¹, P. L. Wang¹, Y. F. Wang¹, Z. Wang¹, Z. Y. Wang¹, Zheng Wang¹, C. L. Wei¹, D. H. Wei¹, Y. Weng¹, N. Wu¹, X. M. Xia¹, X. X. Xie¹, G. F. Xu¹, X. P. Xu⁶, Y. Xu¹¹, M. L. Yan¹⁶, H. X. Yang¹, Y. X. Yang³, M. H. Ye², Y. X. Ye¹⁶, Z. Y. Yi¹, G. W. Yu¹, C. Z. Yuan¹, Y. Yuan¹, S. L. Zang¹, Y. Zeng⁷, B. X. Zhang¹, B. Y. Zhang¹, C. C. Zhang¹, D. H. Zhang¹, H. Q. Zhang¹, H. Y. Zhang¹, J. W. Zhang¹, J. Y. Zhang¹, S. H. Zhang¹, X. Y. Zhang¹³, Yiyun Zhang¹⁴, Z. X. Zhang¹², Z. P. Zhang¹⁶, D. X. Zhao¹, J. W. Zhao¹, M. G. Zhao¹, P. P. Zhao¹, W. R. Zhao¹, Z. G. Zhao^{1g}, H. Q. Zheng¹², J. P. Zheng¹, Z. P. Zheng¹, L. Zhou¹, K. J. Zhu¹, Q. M. Zhu¹, Y. C. Zhu¹, Y. S. Zhu¹, Z. A. Zhu¹, B. A. Zhuang¹, X. A. Zhuang¹, B. S. Zou¹

(BES Collaboration)

¹ *Institute of High Energy Physics, Beijing 100049, People's Republic of China*

² *China Center for Advanced Science and Technology (CCAST), Beijing 100080, People's Republic of China*

³ *Guangxi Normal University, Guilin 541004, People's Republic of China*

⁴ *Guangxi University, Nanning 530004, People's Republic of China*

⁵ *Henan Normal University, Xinxiang 453002, People's Republic of China*

⁶ *Huazhong Normal University, Wuhan 430079, People's Republic of China*

⁷ *Hunan University, Changsha 410082, People's Republic of China*

⁸ *Jinan University, Jinan 250022, People's Republic of China*

⁹ *Liaoning University, Shenyang 110036, People's Republic of China*

¹⁰ *Nanjing Normal University, Nanjing 210097, People's Republic of China*

¹¹ *Nankai University, Tianjin 300071, People's Republic of China*

¹² *Peking University, Beijing 100871, People's Republic of China*

¹³ *Shandong University, Jinan 250100, People's Republic of China*

¹⁴ *Sichuan University, Chengdu 610064, People's Republic of China*

¹⁵ *Tsinghua University, Beijing 100084, People's Republic of China*

¹⁶ *University of Science and Technology of China, Hefei 230026, People's Republic of China*

¹⁷ *Wuhan University, Wuhan 430072, People's Republic of China*

¹⁸ *Zhejiang University, Hangzhou 310028, People's Republic of China*

^a *Current address: DESY, D-22607, Hamburg, Germany*

^b *Current address: Johns Hopkins University, Baltimore, MD 21218, USA*

^c *Current address: Universite Paris XI, LAL-Bat. 208- BP34, 91898- ORSAY Cedex, France*

^d *Current address: Max-Planck-Institut fuer Physik, Foehringer Ring 6, 80805 Munich, Germany*

^e *Current address: University of Toronto, Toronto M5S 1A7, Canada*

^f *Current address: CERN, CH-1211 Geneva 23, Switzerland*

^g *Current address: University of Michigan, Ann Arbor, MI 48109, USA*

The absolute branching fraction for the decay $D^+ \rightarrow \bar{K}^0 \mu^+ \nu_\mu$ is determined using $5321 \pm 149 \pm 160$ singly tagged D^- sample from the data collected around 3.773 GeV with the BESII detector at the BEPC collider. In the system recoiling against the singly tagged D^- mesons, 28.7 ± 6.4 events for $D^+ \rightarrow \bar{K}^0 \mu^+ \nu_\mu$ are observed. These yield the absolute branching fraction to be $BF(D^+ \rightarrow \bar{K}^0 \mu^+ \nu_\mu) = (10.3 \pm 2.3 \pm 0.8)\%$. The ratio of the two partial widths for the decays $D^0 \rightarrow K^- \mu^+ \nu_\mu$

and $D^+ \rightarrow \bar{K}^0 \mu^+ \nu_\mu$ is determined to be $\Gamma(D^0 \rightarrow K^- \mu^+ \nu_\mu)/\Gamma(D^+ \rightarrow \bar{K}^0 \mu^+ \nu_\mu) = 0.87 \pm 0.24 \pm 0.15$.

I. INTRODUCTION

Measurements of the absolute branching fractions for exclusive semileptonic decays of charmed mesons can provide important information about decay mechanism of the mesons. If the isospin symmetry holds in the exclusive semileptonic decays of the charged and neutral D mesons, the two partial widths for the decays $D^0 \rightarrow K^- l^+ \nu_l$ and $D^+ \rightarrow \bar{K}^0 l^+ \nu_l$ are expected to be equal, which means the ratio $\Gamma(D^0 \rightarrow K^- l^+ \nu_l)/\Gamma(D^+ \rightarrow \bar{K}^0 l^+ \nu_l) = 1$. The measured branching fractions for the semielectronic decays historically yielded the ratio $\Gamma(D^0 \rightarrow K^- e^+ \nu_e)/\Gamma(D^+ \rightarrow \bar{K}^0 e^+ \nu_e) = 1.4 \pm 0.2$ [1], which deviates from 1.0 by 2σ . This was historically called a "long-standing puzzle" in the D exclusive semileptonic decays. Recently, BES Collaboration measured the ratio $\Gamma(D^0 \rightarrow K^- e^+ \nu_e)/\Gamma(D^+ \rightarrow \bar{K}^0 e^+ \nu_e) = 1.08 \pm 0.22 \pm 0.07$ [2], indicating that the isospin symmetry holds in the exclusive semielectronic decays of the charged and neutral D mesons, and thereby solving the "long-standing puzzle" [1]. This was confirmed by the CLEO measurement [3].

In this Letter, we report a direct measurement of the absolute branching fraction for the decay $D^+ \rightarrow \bar{K}^0 \mu^+ \nu_\mu$ and determination of the ratio of the two partial widths for the semimuonic decays $\Gamma(D^0 \rightarrow K^- \mu^+ \nu_\mu)/\Gamma(D^+ \rightarrow \bar{K}^0 \mu^+ \nu_\mu)$, which can be used to check if the isospin symmetry holds in the exclusive semimuonic decays.

II. THE BESII DETECTOR

The BESII is a conventional cylindrical magnetic detector that is described in detail in Ref. [4]. A 12-layer vertex chamber (VC) surrounding the beryllium beam pipe provides input to the event trigger, as well as coordinate information. A forty-layer main drift chamber (MDC) located just outside the VC yields precise measurements of charged particle trajectories with a solid angle coverage of 85% of 4π ; it also provides ionization energy loss (dE/dx) measurements which are used for particle identification. Momentum resolution of $1.7\% \sqrt{1+p^2}$ (p in GeV/c) and dE/dx resolution of 8.5% for Bhabha scattering electrons are obtained for the data taken at $\sqrt{s} = 3.773$ GeV. An array of 48 scintillation counters surrounding the MDC measures the time of flight (TOF) of charged particles with a resolution of about 180 ps for electrons. Outside the TOF, a 12 radiation length, lead-gas barrel shower counter (BSC), operating in self-quenching streamer mode, measures the energies of electrons and photons over 80% of the total solid angle with an energy resolution of $\sigma_E/E = 0.22/\sqrt{E}$ (E in GeV) and spatial resolutions of $\sigma_\phi = 7.9$ mrad and $\sigma_Z = 2.3$

cm for electrons. A solenoidal magnet outside the BSC provides a 0.4 T magnetic field in the central tracking region of the detector. Three double-layer muon counters instrument the magnet flux return, and serve to identify muons of momentum greater than 500 MeV/c. They cover 68% of the total solid angle.

III. DATA ANALYSIS

The data used in the analysis were collected with the BESII detector at the BEPC collider. A total integrated luminosity of about 33 pb^{-1} was taken at and around the center-of-mass energy of $\sqrt{s} = 3.773$ GeV. Around these energies, the $\psi(3770)$ resonance is produced in e^+e^- annihilation. It decays to $D\bar{D}$ pairs ($D^0\bar{D}^0$ and D^+D^-) with a large branching fraction of about $(85 \pm 6)\%$ [5]. Taking the advantage of the $\psi(3770)$ decay to D^+D^- pairs, we can do absolute measurement of the branching fraction for $D^+ \rightarrow \bar{K}^0 \mu^+ \nu_\mu$ with a singly tagged D^- sample. If a D^- meson is fully reconstructed (it is called a singly tagged D^- meson) from this data sample, the D^+ meson must exist in the system recoiling against the singly tagged D^- meson. In the recoil system, we can select the semileptonic decay $D^+ \rightarrow \bar{K}^0 \mu^+ \nu_\mu$ based on the kinematic signature of the singly tagged D^- event, and measure the branching fraction for this decay directly.

A. Events selection

In order to ensure the well-measured 3-momentum vectors and the reliably charged particle identification, the charged tracks used in the single tag analysis are required to be within $|\cos\theta| < 0.85$, where θ is the polar angle of the charged track. All tracks, save those from K_S^0 decays, must originate from the interaction region: the closest approach of the charged track in the xy plane is less than 2.0 cm and the absolute z position of the track is less than 20.0 cm. Pions and kaons are identified by means of TOF and dE/dx measurements. Pion identification requires a consistency with the pion hypothesis at a confidence level (CL_π) greater than 0.1%. In order to reduce misidentification, a kaon candidate is required to have a larger confidence level (CL_K) for a kaon hypothesis than that for a pion hypothesis. The π^0 is reconstructed in the decay of $\pi^0 \rightarrow \gamma\gamma$. To select good photons from the decay of π^0 , the energy of a photon deposited in the BSC is required to be greater than 0.07 GeV [2, 6, 7], and the electromagnetic shower is required to start in the first 5 readout layers of the BSC. In order to reduce backgrounds due to fake photons, the angle between the photon and the nearest charged track is required to be greater than 22° [6] and the angle between the direction of the cluster development and the direction

of the photon emission to be less than 37° [6].

For the single tag modes of $D^- \rightarrow K^+\pi^+\pi^-\pi^-\pi^-$ and $D^- \rightarrow \pi^+\pi^-\pi^-$, backgrounds are further reduced by requiring the difference between the measured energy of the D^- candidate and the beam energy to be less than 70 and 60 MeV, respectively. In addition, the cosine of the D^- production angle relative to the beam direction is required to be $|\cos\theta_{D^-}| < 0.8$.

B. Singly tagged D^- sample

The D^- meson is reconstructed in the nine hadronic decay modes of $K^+\pi^-\pi^-$, $K^0\pi^-$, K^0K^- , $K^+K^-\pi^-$, $K^0\pi^-\pi^-\pi^+$, $K^0\pi^-\pi^0$, $K^+\pi^-\pi^-\pi^0$, $K^+\pi^+\pi^-\pi^-\pi^-$ and $\pi^+\pi^-\pi^-$. Events which contain at least three reconstructed charged tracks with good helix fits are selected. In order to improve the momentum resolution and reduce the combinatorial background in the invariant mass spectra, each combination is subject to a one-constraint (1C) kinematic fit requiring overall event energy conservation and that the unmeasured recoil system has the same invariant mass as the track combinations. Candidates with a fit probability $P(\chi^2)$ greater than 0.1% are retained. If more than one combination satisfies $P(\chi^2) > 0.1\%$, the combination with the largest fit probability is retained. For the single tag modes with a neutral kaon and/or neutral pion, one additional constraint kinematic fit for the $K_S^0 \rightarrow \pi^+\pi^-$ and/or $\pi^0 \rightarrow \gamma\gamma$ hypothesis is performed, respectively.

Figure 1 shows the resulting distributions of the fitted invariant masses of the $mKn\pi$ ($m = 0, 1, 2, n = 0, 1, 2, 3, 4$) combinations, which are calculated using the fitted momentum vectors from the kinematic fit. The signals for the singly tagged D^- mesons are clearly observed in the fitted mass spectra. A maximum likelihood fit to the mass spectrum with a Gaussian function for the D^- signal and a special function [2] [7] to describe the background shape, yields the observed numbers of the singly tagged D^- mesons for each of the nine modes and the total number of $5321 \pm 149 \pm 160$ reconstructed D^- mesons, where the first error is statistical and the second systematic obtained by varying the parameterization of the background.

C. Candidates for $D^+ \rightarrow \bar{K}^0\mu^+\nu_\mu$

The candidates for the decay $D^+ \rightarrow \bar{K}^0\mu^+\nu_\mu$ are selected from the tracks in the recoil system. The candidates are only allowed to have three good charged tracks in the recoil side. One of them is identified as muon with the charge opposite to that of the tagged D^- and the other two are identified as π^+ and π^- . The π^+ and π^- are identified by requiring the confidence level CL_π for the pion hypothesis to be greater than the confidence level CL_K for the kaon hypothesis or by requiring $CL_\pi > 0.1\%$. To select the K_S^0 , it is required that the

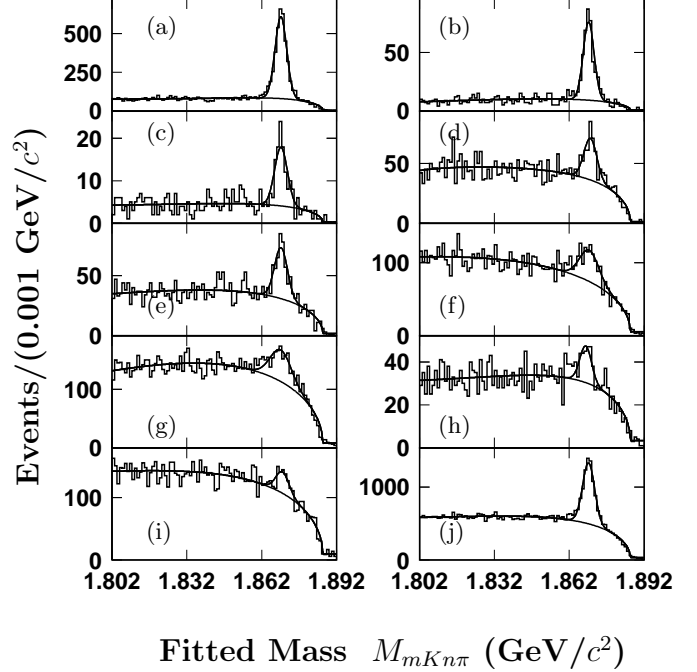


FIG. 1: The distributions of the fitted masses of (a) $K^+\pi^-\pi^-$, (b) $K^0\pi^-$, (c) K^0K^- , (d) $K^+K^-\pi^-$, (e) $K^0\pi^-\pi^-\pi^+$, (f) $K^0\pi^-\pi^0$, (g) $K^+\pi^-\pi^-\pi^0$, (h) $K^+\pi^+\pi^-\pi^-\pi^-$, (i) $\pi^+\pi^-\pi^-$ combinations; (j) is the superposition of the fitted masses of the $mKn\pi$ combinations for the nine modes; the histograms are the data and the solid lines are the fits to the data.

invariant mass of the $\pi^+\pi^-$ combination should be within ± 20 MeV/ c^2 mass window of the K_S^0 nominal mass and the $\pi^+\pi^-$ must originate from a secondary vertex which is displaced from the event vertex at least by 4 mm.

To obtain the information about the missing neutrino from the semileptonic decay $D^+ \rightarrow \bar{K}^0\mu^+\nu_\mu$ under study, a kinematic quantity $U_{miss} = E_{miss} - p_{miss}$ is defined, where E_{miss} and p_{miss} are the total energy and momentum of all missing particles in the event. To select candidates for $D^+ \rightarrow \bar{K}^0\mu^+\nu_\mu$, it is required that each event should have its $|U_{miss,i}| < 2\sigma_{U_{miss,i}}$, where $\sigma_{U_{miss,i}}$ is the standard deviation of the $U_{miss,i}$ distribution, which is obtained by analyzing the Monte Carlo events of $D^+ \rightarrow \bar{K}^0\mu^+\nu_\mu$ versus the i th singly tagged D^- mode.

The main sources of the backgrounds to the semileptonic decay are $D^+ \rightarrow \bar{K}^0\pi^0\mu^+\nu_\mu$ and $D^+ \rightarrow \bar{K}^0\pi^+\pi^0$. These backgrounds can be suppressed by rejecting the events with extra isolated photons which are not used in the reconstruction of the singly tagged D^- . The isolated photon should have its energy to be greater than 0.1 GeV and should satisfy photon selection criteria as mentioned earlier. In the data analysis, we do not use the information from the muon counter to separate the muon from pion since we want to reconstruct more signal events for the semileptonic decay. Due to misidenti-

ifying a pion (or an electron) as a muon, the events such as $D^+ \rightarrow \bar{K}^0 \pi^+$, $D^+ \rightarrow K^- \pi^+ \pi^+$, $D^+ \rightarrow \bar{K}^0 \rho^+$ and $D^+ \rightarrow \bar{K}^0 e^+ \nu_e$ could be misidentified as $D^+ \rightarrow \bar{K}^0 \mu^+ \nu_\mu$. Monte Carlo study shows that these events are the main backgrounds to the semileptonic decay $D^+ \rightarrow \bar{K}^0 \mu^+ \nu_\mu$. However, these background events can be suppressed by requiring the invariant masses of $\bar{K}^0 \mu^+$ combinations to be less than $1.5 \text{ GeV}/c^2$. Figure 2 shows the distribution of the invariant masses of $\bar{K}^0 \mu^+$ combinations from the Monte Carlo events of $e^+e^- \rightarrow \psi(3770) \rightarrow D^+D^-$, where figure 2(a) shows the distribution for the events of $D^- \rightarrow K^+ \pi^- \pi^-$ versus $D^+ \rightarrow \bar{K}^0 \mu^+ \nu_\mu$ and figure 2(b) shows the distribution for the events of $D^- \rightarrow K^+ \pi^- \pi^-$ versus $D^+ \rightarrow \bar{K}^0 \pi^+$. The invariant masses of $\bar{K}^0 \mu^+$ combinations are widely distributed from 0.6 to $1.8 \text{ GeV}/c^2$ due to missing of the neutrino from the semileptonic decay $D^+ \rightarrow \bar{K}^0 \mu^+ \nu_\mu$, while the invariant masses of $\bar{K}^0 \mu^+$ combinations misidentified from the decay $D^+ \rightarrow \bar{K}^0 \pi^+$ are concentrated at the peak of the D^+ mass. Figure 3 shows the distribution of the invariant masses of $\bar{K}^0 \mu^+$ combinations for the Monte Carlo events of $e^+e^- \rightarrow D\bar{D}$ ($D^0\bar{D}^0$ and D^+D^-), where the $D\bar{D}$ are set to decay into all possible final states according to their decay modes and branching fractions quoted from PDG06 [9]. These selected events are misidentified from the source of the main backgrounds as mentioned above and marked on the figure. The Monte Carlo sample is fourteen times larger than the data sample. The criterion $M_{\bar{K}^0 \mu^+} < 1.5 \text{ GeV}/c^2$ can reject most of the main backgrounds to the selected semileptonic decay events.

Figure 4 shows the distribution of the fitted invariant masses of the $mKn\pi$ combinations for the events for which the $D^+ \rightarrow \bar{K}^0 \mu^+ \nu_\mu$ candidates satisfying the selection criteria mentioned above are observed in the system recoiling against the $mKn\pi$ combinations, where a clear signal for the singly tagged D^- is observed. In Fig. 4, there are 38 events in the $\pm 3\sigma_{mass,i}$ signal regions, while there are 15 events in the outside of the signal regions; where the $\sigma_{mass,i}$ is the standard deviation of the fitted mass distribution for the single tag mode(i) ($i = 1$ is for $K^+ \pi^- \pi^-$; $i = 2$ is for $K^0 \pi^- \dots$ and $i = 9$ is for $\pi^+ \pi^- \pi^-$ modes). Assuming that the background distribution is flat except the ones described in subsection D, 5.2 ± 1.4 background events are estimated in the signal region. In addition, there may also be the $\pi^+ \pi^-$ combinatorial background. By selecting the events in which the invariant masses of the $\pi^+ \pi^-$ combinations in the recoil side of the tags are outside of the K_S^0 mass window, we estimate that there are 0.6 ± 0.3 background events in the candidate events. After subtracting these numbers of backgrounds we obtain 32.2 ± 6.3 candidates for $D^+ \rightarrow \bar{K}^0 \mu^+ \nu_\mu$ decay.

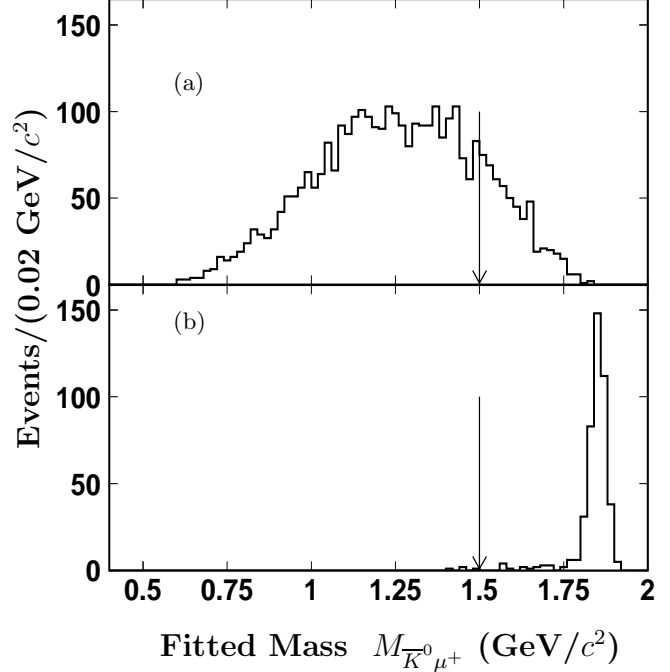


FIG. 2: The distributions of the invariant masses of the $\bar{K}^0 \mu^+$ combinations for the Monte Carlo events of (a) $D^+ \rightarrow \bar{K}^0 \mu^+ \nu_\mu$ versus $D^- \rightarrow K^+ \pi^- \pi^-$; (b) $D^+ \rightarrow \bar{K}^0 \pi^+$ versus $D^- \rightarrow K^+ \pi^- \pi^-$, where the $\bar{K}^0 \pi^+$ are misidentified as $\bar{K}^0 \mu^+$.

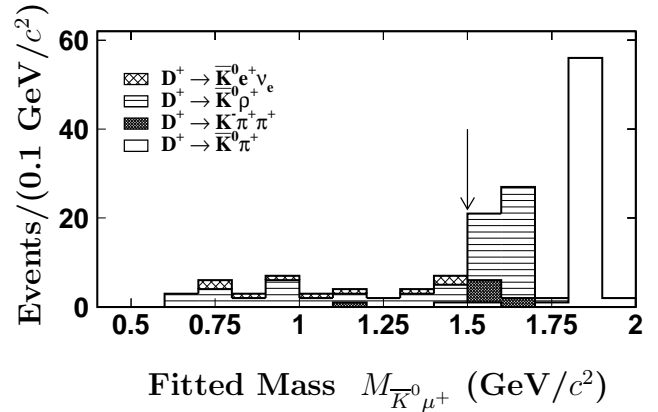


FIG. 3: The distribution of the invariant masses of $\bar{K}^0 \mu^+$ combinations for the Monte Carlo events of $e^+e^- \rightarrow D\bar{D}$ ($D^0\bar{D}^0$ and D^+D^-), where the D mesons are set to decay into all possible final states except for $D^+ \rightarrow \bar{K}^0 \mu^+ \nu_\mu$ (see text).

D. Background Subtraction

There are, however, still some background contaminations in the selected candidate events due to some other semileptonic decays or hadronic decays, which are not rejected by the selection criteria as described above. These background events must be subtracted from the sam-

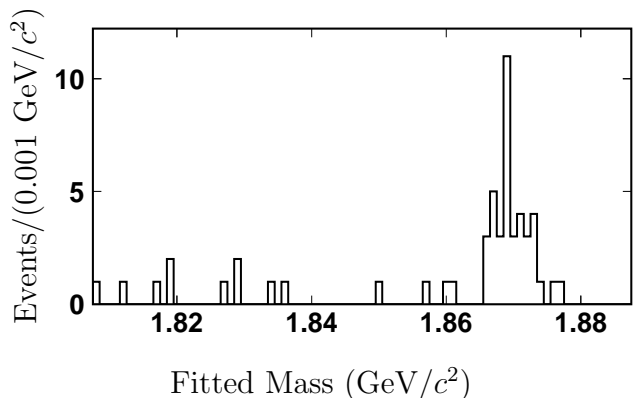


FIG. 4: The distribution of the fitted masses of $mK\pi$ combinations for the events for which the $D^+ \rightarrow \bar{K}^0 \mu^+ \nu_\mu$ candidates are observed in the system recoiling against the $mK\pi$ combinations.

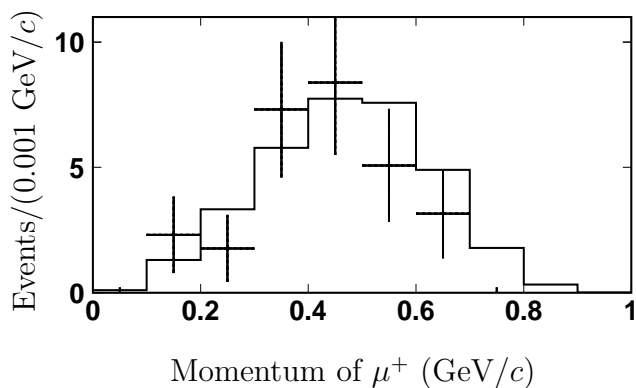


FIG. 5: The distribution of the muon momenta from the selected candidates for $D^+ \rightarrow \bar{K}^0 \mu^+ \nu_\mu$ decay, where error bars are the data after subtracting the backgrounds estimated from Monte Carlo $D\bar{D}$ events, while the histogram is from the Monte Carlo events for $D^+ \rightarrow \bar{K}^0 \mu^+ \nu_\mu$.

ple of the selected candidate events. The numbers of background events can be estimated by analyzing the Monte Carlo sample of fourteen times larger than the data. By analyzing this Monte Carlo sample and normalize the number of the background events observed from this sample, totally 3.5 ± 0.7 background events are obtained in the selected semileptonic decay sample from the data. After subtracting the number of background events, 28.7 ± 6.4 signal events for $D^+ \rightarrow \bar{K}^0 \mu^+ \nu_\mu$ decay are retained.

Figure 5 shows the distribution of the momenta of the μ^+ from the selected candidate events for the decay $D^+ \rightarrow \bar{K}^0 \mu^+ \nu_\mu$, respectively. The error bars in the figure show the events from the data after subtracting the backgrounds estimated from the Monte Carlo $D\bar{D}$ events, while the histogram shows the events from the Monte Carlo for the decay $D^+ \rightarrow \bar{K}^0 \mu^+ \nu_\mu$.

IV. RESULTS

The detection efficiency for reconstruction of the semileptonic decay $D^+ \rightarrow \bar{K}^0 \mu^+ \nu_\mu$ is obtained from Monte Carlo simulation. The efficiency is $\epsilon_{D^+ \rightarrow \bar{K}^0 \mu^+ \nu_\mu} = (5.24 \pm 0.06)\%$ including the branching fraction for the decay $K_S^0 \rightarrow \pi^+ \pi^-$, where the error is statistical.

The branching fraction is obtained by dividing the observed number of the semileptonic decay events $N(D^+ \rightarrow \bar{K}^0 \mu^+ \nu_\mu)$ by the number of the singly tagged D^- mesons $N_{D_{tag}^-}$ and the reconstruction efficiency $\epsilon_{D^+ \rightarrow \bar{K}^0 \mu^+ \nu_\mu}$,

$$BF(D^+ \rightarrow \bar{K}^0 \mu^+ \nu_\mu) = \frac{N(D^+ \rightarrow \bar{K}^0 \mu^+ \nu_\mu)}{N_{D_{tag}^-} \times \epsilon_{D^+ \rightarrow \bar{K}^0 \mu^+ \nu_\mu}}. \quad (1)$$

Inserting these numbers in equation (1), we obtain the branching fraction for $D^+ \rightarrow \bar{K}^0 \mu^+ \nu_\mu$ decay to be

$$BF(D^+ \rightarrow \bar{K}^0 \mu^+ \nu_\mu) = (10.3 \pm 2.3 \pm 0.8)\%, \quad (2)$$

where the first error is statistical and the second systematic. The systematic uncertainty arises from the particle identification ($\sim 1.8\%$), tracking efficiency ($\sim 2.0\%$ per track), photon reconstruction ($\sim 2.0\%$), U_{miss} selection ($\sim 0.6\%$), the number of the singly tagged D^- ($\sim 3.0\%$), background fluctuation ($\sim 2.4\%$), uncertainty in background estimation due to unknown branching fractions of some background channels ($\sim 2.4\%$), and Monte Carlo statistics ($\sim 1.1\%$). Adding these uncertainties in quadrature yields the total systematic error of $\sim 8.1\%$.

With the same data sample, BES Collaboration measured the absolute branching fraction for $D^0 \rightarrow K^- \mu^+ \nu_\mu$ decay to be $BF(D^0 \rightarrow K^- \mu^+ \nu_\mu) = (3.55 \pm 0.56 \pm 0.59)\%$ [8]. Using the measured branching fractions for the decays $D^0 \rightarrow K^- \mu^+ \nu_\mu$, $D^+ \rightarrow \bar{K}^0 \mu^+ \nu_\mu$ and the lifetimes of the D^0 and D^+ quoted from the PDG [9], we determine the ratio of the decay widths

$$\frac{\Gamma(D^0 \rightarrow K^- \mu^+ \nu_\mu)}{\Gamma(D^+ \rightarrow \bar{K}^0 \mu^+ \nu_\mu)} = 0.87 \pm 0.24 \pm 0.15, \quad (3)$$

where the first error is statistical and the second systematic arising from some uncanceled systematic uncertainty ($\sim 16.6\%$) in the measured ratio of the branching fractions for the two decays and the uncertainty (0.8%) in the measured ratio of the D^0 and D^+ lifetimes.

V. SUMMARY

In summary, from analyzing the data sample of about 33 pb^{-1} collected at and around 3.773 GeV with the BESII detector at the BEPC collider, we measured the branching fraction for the decay $D^+ \rightarrow \bar{K}^0 \mu^+ \nu_\mu$ to be $BF(D^+ \rightarrow \bar{K}^0 \mu^+ \nu_\mu) = (10.3 \pm 2.3 \pm 0.8)\%$. Using the values of the measured branching fractions for the

decays $D^0 \rightarrow K^- \mu^+ \nu_\mu$ and $D^+ \rightarrow \bar{K}^0 \mu^+ \nu_\mu$, we determined the ratio of the two partial widths $\Gamma(D^0 \rightarrow K^- \mu^+ \nu_\mu)/\Gamma(D^+ \rightarrow \bar{K}^0 \mu^+ \nu_\mu) = 0.87 \pm 0.24 \pm 0.15$, which is consistent within error with the spectator model prediction. This result supports that the isospin conservation holds in the exclusive semimuonic decays of the $D^+ \rightarrow \bar{K}^0 \mu^+ \nu_\mu$ and $D^0 \rightarrow K^- \mu^+ \nu_\mu$.

VI. ACKNOWLEDGEMENTS

The BES collaboration thanks the staff of BEPC for their hard efforts. This work is supported in part by the

National Natural Science Foundation of China under contracts Nos. 10491300, 10225524, 10225525, the Chinese Academy of Sciences under contract No. KJ 95T-03, the 100 Talents Program of CAS under Contract Nos. U-11, U-24, U-25, and the Knowledge Innovation Project of CAS under Contract Nos. U-602, U-34 (IHEP); and by the National Natural Science Foundation of China under Contract No. 10175060 (USTC), and No. 10225522 (Tsinghua University).

-
- [1] I. Shipsey, Int., J. Mod. Phys. A **20** (2005) 5119.
 - [2] BES Collaboration, M. Ablikim, *et al.*, Phys. Lett. B **608** (2005) 24.
 - [3] CLEO Collaboration, G.S. Huang, *et al.*, Phys. Rev. Lett. **95** (2005) 181801.
 - [4] BES Collaboration, J.Z. Bai, *et al.*, Nucl. Instrum. Methods A **458** (2001) 672.
 - [5] BES Collaboration, M. Ablikim, *et al.*, Phys. Lett. B **641** (2006) 145; Phys. Rev. Lett. **97** (2006) 121801.
 - [6] BES Collaboration, M. Ablikim, *et al.*, Phys. Lett. B **597** (2004) 39.
 - [7] BES Collaboration, M. Ablikim, *et al.*, Phys. Lett. B **610** (2005) 183.
 - [8] BES Collaboration, M. Ablikim, *et al.*, hep-ex/0610019.
 - [9] Particle Data Group, A.B. Balantekin, *et al.*, Journal of Physics G: Nuclear and Particle Physics, **33** (2006) 1.