

Measurement of Direct CP Asymmetries in Charmless Hadronic B Decays

Emanuele Di Marco
Università di Roma “La Sapienza”
Physics Department, P.le Aldo Moro 2, 00185 Roma, Italy
(representing the *BABAR* Collaboration)
February 8, 2020

Abstract

We present recent results on time integrated and time dependent CP violation for charmless hadronic B decays using *BABAR* detector at the PEP-II B-factory.

Submitted to the the Proceedings of 33rd International Conference on High-Energy Physics,
ICHEP 06,
26 July—2 August 2006, Moscow, Russia.

Stanford Linear Accelerator Center, Stanford University, Stanford, CA 94309

Work supported in part by Department of Energy contract DE-AC02-76SF00515.

1 Introduction

CP violation has been established in processes involving B^0 - \bar{B}^0 oscillations through measurements of the time dependence of neutral B -meson decays to final states which include charmonium [1]. Direct CP violation occurs when the amplitude for a process $i \rightarrow f$ is different from the CP conjugate one: $\bar{i} \rightarrow \bar{f}$. In the Standard Model (SM) this can occur as a result of interference among at least two contributing amplitudes which carry different weak and strong phases. For a decay process $B \rightarrow f$ and its CP conjugate $\bar{B} \rightarrow \bar{f}$ the direct CP asymmetry is defined as:

$$\mathcal{A}_{CP} = \frac{\Gamma(\bar{B} \rightarrow \bar{f}) - \Gamma(B \rightarrow f)}{\Gamma(\bar{B} \rightarrow \bar{f}) + \Gamma(B \rightarrow f)} \quad (1)$$

where B can be either a charged or neutral B meson. If A_1 and A_2 are two of the contributing amplitudes to the decay, which have $\Delta\phi_w$ weak phase difference and $\Delta\phi_s$ strong phase difference, the direct CP asymmetry can be expressed by:

$$\mathcal{A}_{CP} = \frac{2 \sin \Delta\phi_w \sin \Delta\phi_s}{|A_1/A_2| + |A_2/A_1| + 2 \cos \Delta\phi_w \Delta\phi_s}. \quad (2)$$

This implies that large direct CP violation is expected when the contributing amplitudes have large $\Delta\phi_s$, $\Delta\phi_w$ and similar magnitudes. This happens in charmless B decays where there are often contributions from Cabibbo suppressed tree amplitudes as well as from penguin diagrams which have different phases but similar magnitudes. The best candidate in this sense is $B^0 \rightarrow K^+\pi^-$ decay.

The simplest approach to the direct CP violation measurement is to measure time integrated asymmetries, for example different rates for the process $B^+ \rightarrow f^+$ versus $B^- \rightarrow f^-$, or in self tagging neutral B decays, for which the final state particles indicates the flavour of the B .

Direct CP violation can also be observed as a time dependent asymmetry. In neutral B decays to a CP eigenstate the time dependent asymmetry can be expressed by:

$$\mathcal{A}_{CP}(\Delta t) = S \sin(\Delta m_d \Delta t) + C \cos(\Delta m_d \Delta t) \quad (3)$$

where Δm_d is the B^0 - \bar{B}^0 mixing frequency and Δt is the difference between the signal and tag B decay times. If the parameter C is different from zero this is an indication of direct CP violation. In this case we define the direct CP violation $\mathcal{A}_{CP} = -C$.

CP violation in charmless B decays can be also interpreted in terms of parameters of the Unitarity Triangle which describes the unitarity of the Cabibbo-Kobayashi-Maskawa quark mixing matrix [2].

In this note we briefly review some recent measurements of direct CP violation at the *BABAR* experiment situated at the PEP-II e^+e^- storage ring at the Stanford Linear Accelerator Center [3]. The analyses presented mostly uses about 316 fb^{-1} of data recorded at the $\Upsilon(4S)$ resonance.

2 Basic Measurement Strategy

Events are fully reconstructed combining tracks and neutral clusters in the detector. In order to select B candidates we use a set of two kinematic variables: the beam-energy-substituted mass $m_{ES} = \sqrt{(s/2 + \mathbf{p}_i \cdot \mathbf{p}_B)^2/E_i^2 + p_B^2}$, and the energy difference $\Delta E = E_B^* - \sqrt{s}/2$. Here, (E_i, \mathbf{p}_i) is the four-vector of the initial e^+e^- system, \sqrt{s} is the center-of-mass energy, \mathbf{p}_B is the reconstructed

momentum of the B^0 candidate, and E_B^* is its energy calculated in the e^+e^- rest frame. For signal decays, the m_{ES} distribution peaks near the B^0 mass with a resolution of about $2.5 \text{ MeV}/c^2$, and the ΔE distribution peaks near zero with a resolution of $10 - 50 \text{ MeV}$, depending on the final state. ΔE depends on the mass hypothesis assigned to the tracks and is so used in final states with kaons or pions. Particle identification (PID) also uses the Cherenkov detector (DIRC), which gives excellent K/π separation ($> 2.5\sigma$ for momenta $< 4.0 \text{ GeV}/c$).

The main background comes from light quark continuum production, which is different by signal in the more jet-like distribution of the decay products. Different variables, as the Legendre polynomials, combined using algorithms which maximize the separation between signal and background, are used to reject most of this background. Another source of background comes from decays of B mesons which mimic the signal. This background is typically more difficult to suppress.

The analysis strategy, common to the most of the analyses, is to perform an unbinned maximum likelihood (ML) fit to several selection variables to extract CP asymmetries simultaneously to the signal yields. Large sidebands, *i.e.* regions where the signal contribution is negligible, are kept in the selection in order to characterize the background directly on data. Background from other B decays is usually estimated from Monte Carlo samples.

3 Results on direct CP Violation

3.1 $B^0 \rightarrow K^+\pi^-$, $B^0 \rightarrow \pi^+\pi^-$

In $B^0 \rightarrow K^+\pi^-$ decay the charge of the kaon can be used to infer the tag of the B meson, so a time integrated CP violation measurement is feasible. The analysis reconstructs simultaneously $B^0 \rightarrow h^+h^-$, with $h = K, \pi$, making use of m_{ES} , ΔE , a Fisher discriminant \mathcal{F} with event shape variables [4] and the Cherenkov angle θ_c . ΔE and θ_c lead to the separation of the h^+h^- modes. The θ_c PDFs are determined separately for positive and negative tracks from dedicated $D^{*+} \rightarrow D^0\pi^+$, $D^0 \rightarrow K^-\pi^+$ data control samples. The fit to 347 million $B\bar{B}$ pairs returns 2542 ± 67 $B^0 \rightarrow K\pi$ events, and an asymmetry $\mathcal{A}_{K\pi} = -0.108 \pm 0.024 \pm 0.008$. As a cross-check, the measured CP asymmetry for the background is consistent with zero. Fig. 1 shows the background-subtracted ΔE distribution for $K^+\pi^-$ events and $K^-\pi^+$ events. The significance of the CP violation, including systematics, is 4.3σ [5].

The CP asymmetry for $B^0 \rightarrow \pi^+\pi^-$ is measured with a time-dependent fit to the $B^0 \rightarrow h^+h^-$ sample. The fit yields 675 ± 42 signal events, with a direct CP asymmetry parameter $\mathcal{A}_{CP} = -C = 0.16 \pm 0.11 \pm 0.03$, consistent with zero.

3.2 $B^+ \rightarrow h^+\pi^0$

In the SM the charge asymmetry in $B^+ \rightarrow K^+\pi^0$ is expected to be of the same order of the $B^0 \rightarrow K^+\pi^-$ one, while no asymmetry is expected in $B^+ \rightarrow \pi^+\pi^0$, since the decay is mediated by only one amplitude. The main B backgrounds for these modes are $B \rightarrow \rho\pi$, $B \rightarrow \rho K$ and $B \rightarrow K^*\pi$ decays. The fit strategy is similar to the one of $B^0 \rightarrow K^+\pi^-$. The measured yields, branching fractions and CP asymmetries are shown in Table 1. The asymmetries are consistent with zero [5].

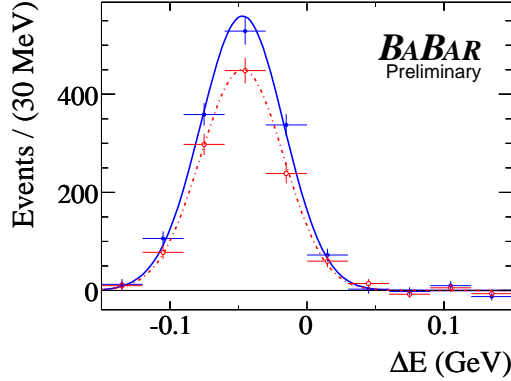


Figure 1: The background-subtracted distribution of ΔE for signal $K^\pm\pi^\mp$ events, comparing B^0 (solid) and \bar{B}^0 decays (dashed).

	$B^+ \rightarrow \pi^+\pi^0$	$B^+ \rightarrow K^+\pi^0$
N_S	572 ± 53	1239 ± 52
$\mathcal{B}(10^{-6})$	$5.12 \pm 0.47 \pm 0.29$	$13.3 \pm 0.56 \pm 0.64$
\mathcal{A}_{CP}	$-0.02 \pm 0.09 \pm 0.01$	$0.02 \pm 0.04 \pm 0.01$

Table 1: Signal yields (N_S), branching fractions (\mathcal{B}) and CP asymmetries for $B^+ \rightarrow h^+\pi^0$.

3.3 $B^+ \rightarrow \phi K^+$, $B \rightarrow \phi\pi$

The $B^+ \rightarrow \phi K^+$ and $B^{\pm,0} \rightarrow \phi\pi^{\pm,0}$ in the SM proceed only through $b \rightarrow s$ and $b \rightarrow d$ gluonic penguins, respectively, then the direct CP asymmetry is expected to be zero. However, these decays are sensitive to new physics entering the loop amplitude and providing additional phases, which could provide large CP asymmetries and a $\mathcal{B}(B \rightarrow \phi\pi) > 10^{-8}$. The analysis uses an extended ML fit to kinematic and event shape variables, the helicity of the ϕ meson and θ_c . The ϕ meson is defined as the K^+K^- pair with an invariant mass in $1.0045 < m_{K^+K^-} < 1.0345$ GeV/ c^2 . The extracted yield for $B^+ \rightarrow \phi K^+$ in 347 million $B\bar{B}$ pairs is 624 ± 30 events, with a direct CP asymmetry $\mathcal{A}_{CP} = 0.046 \pm 0.046 \pm 0.017$, which is consistent with zero [6].

A fit to 232 million $B\bar{B}$ pair returns no signal events for $B \rightarrow \phi\pi$ decays, allowing to set upper limits on \mathcal{B} 's: $\mathcal{B}(B^+ \rightarrow \phi\pi^+) < 2.4 \times 10^{-6}$ and $\mathcal{B}(B^0 \rightarrow \phi\pi^0) < 2.8 \times 10^{-6}$ [7].

3.4 $B^+ \rightarrow K^0h^+$, $B^0 \rightarrow \bar{K}^0K^0$

In SM, decays $B^+ \rightarrow \bar{K}^0h^+$ and $B^0 \rightarrow K^0\bar{K}^0$ proceed only through penguin transition $b \rightarrow d$, then the direct CP asymmetry is expected to vanish. In a way analogous to $B^+ \rightarrow \phi K^+$, new physics effects could enhance it. The direct CP asymmetry in the neutral mode is measured with a time-dependent fit. From an extended ML fit to m_{ES} , ΔE and \mathcal{F} (including Δt for $B^0 \rightarrow \bar{K}^0K^0$), in a sample of 347 million $B\bar{B}$ pairs, the signal yields and the CP asymmetries are extracted. The results are reported in Table 2. We observe for the first time the decays $B^+ \rightarrow \bar{K}^0K^+$ and $B^0 \rightarrow \bar{K}^0K^0$ with significances of 5.3σ and 7.3σ , respectively. The measured direct CP asymmetries are consistent with zero [8], in agreement with theoretical expectations. In Fig. 2 the asymmetry

Mode	$\mathcal{B}(10^{-6})$	\mathcal{A}_{CP}
$B^+ \rightarrow K^0 \pi^+$	$23.9 \pm 1.1 \pm 1.0$	$-0.03 \pm 0.04 \pm 0.01$
$B^+ \rightarrow \bar{K}^0 K^+$	$1.6 \pm 0.4 \pm 0.1$	$0.10 \pm 0.26 \pm 0.03$
$B^0 \rightarrow K^0 \bar{K}^0$	$1.1 \pm 0.3 \pm 0.1$	$0.40 \pm 0.41 \pm 0.06$

Table 2: Signal yields (N_S), branching fractions $\mathcal{B}(\times 10^{-6})$ and CP asymmetries for $B^+ \rightarrow K^0 h^+$, $B^+ \rightarrow \bar{K}^0 K^0$.

for $K_S^0 K_S^0$ events and the confidence level contours in the C vs. S plane are shown.

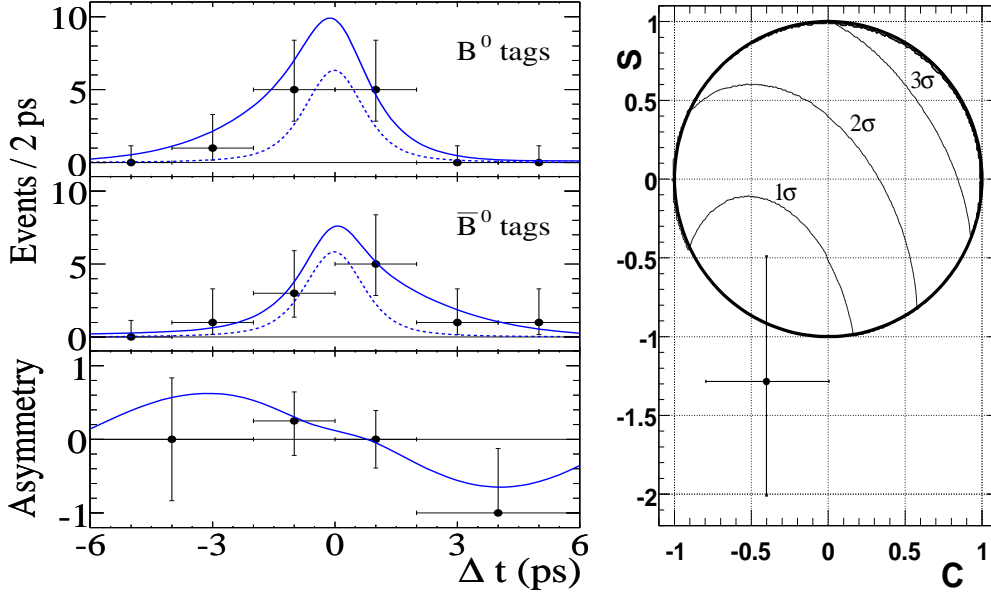


Figure 2: Left: Δt distributions for $B^0 \rightarrow K_S^0 K_S^0$ decays in data tagged as B^0 (top) or \bar{B}^0 (middle), and the asymmetry (bottom). The solid (dotted) curve represents the total (background only) likelihood projection. Right: Confidence level contours in the C vs. S plane. The circle indicates the physically allowed region, while the point with errors is the result on data.

3.5 $B^0 \rightarrow (\rho\pi)^0$

A time-dependent analysis of the Dalitz plot of the $B^0 \rightarrow \pi^+ \pi^- \pi^0$ decays is performed, in order to measure the CP violation taking into account the interference between the intermediate states: $B^0 \rightarrow \rho^\pm \pi^\mp$ and the color suppressed $B^0 \rightarrow \rho^0 \pi^0$. QCD factorization predicts null direct CP violation, due to the lack of penguin contributions, but non-factorizable effects could be present, modifying this conclusion. Through the interference between these amplitudes this measurement can lead to an unambiguous determination of the angle α of the Unitarity Triangle [9]. An extended ML fit to m_{ES} , ΔE , \mathcal{F} , Dalitz plot variables and Δt is performed to 347 million $B\bar{B}$ pairs. Since the final states are not CP eigenstates the CP violation can be expressed in terms of the time-dependent

C parameter and time- and flavour-integrated CP asymmetry $\mathcal{A}_{\rho\pi}$. These can be rearranged in terms of $\mathcal{A}_{\rho\pi}^{+-}$ which describes the direct CP violation of the amplitude where the ρ is emitted from the W , and $\mathcal{A}_{\rho\pi}^{-+}$ which describes amplitudes where the π is emitted from the W . The fit returns a signal yield of 1847 ± 69 events, dominated by $B^0 \rightarrow \rho^\pm \pi^\mp$ decays, and direct CP asymmetries $\mathcal{A}_{\rho\pi}^{+-} = 0.03 \pm 0.07 \pm 0.03$, $\mathcal{A}_{\rho\pi}^{-+} = -0.38_{-0.16}^{+0.15} \pm 0.07$. These results show an evidence of direct CP violation, including systematics, of 3.0σ [10]. Fig. 3 shows confidence level contours for $\mathcal{A}_{\rho\pi}^{+-}$ and $\mathcal{A}_{\rho\pi}^{-+}$.

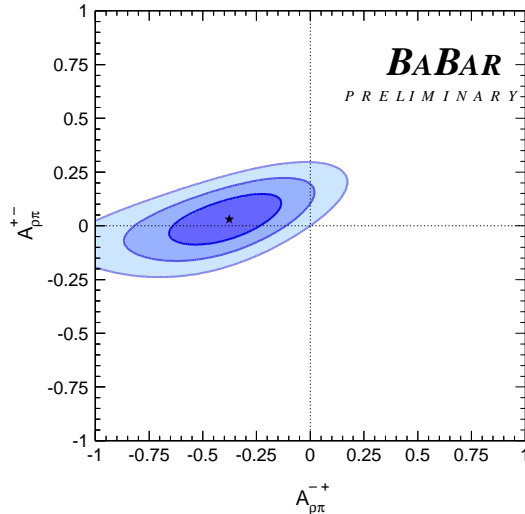


Figure 3: Confidence level contours for the direct CP asymmetries $\mathcal{A}_{\rho\pi}^{+-}$ and $\mathcal{A}_{\rho\pi}^{-+}$. The shaded areas represent 1σ , 2σ and 3σ contours, from darker to lighter.

4 Conclusions

The direct CP violation has been measured in $B^0 \rightarrow K^+ \pi^-$ decays to be of 0.108 ± 0.025 , resulting in a 4.3σ effect. We observed for the first time the decays $B^+ \rightarrow \bar{K}^0 K^+$ and $B^0 \rightarrow K^0 \bar{K}^0$, with no CP violation. The direct CP asymmetry is consistent with zero in other rare decay modes, consistently with the SM predictions for those decays which are mostly sensitive to new physics effects, as $B^+ \rightarrow \phi K^+$. In the time-dependent analysis of $B^0 \rightarrow (\rho\pi)^0$ we see an evidence of direct CP violation with 3.0σ significance. The increasing of the recorded luminosity in the next years will provide a powerful tool to investigate the SM picture of the nature of CP violation.

5 Acknowledgements

I am grateful to my *BABAR* colleagues Gianluca Cavoto, Maurizio Pierini, Denis Dujmic, and Mahalaxmi Krishnamurthy for their support in this work. I would like to thank also Daniele del Re and prof. Aaron Roodman for their support during the conference.

References

- [1] B. Aubert *et al.* [BABAR Collaboration], arXiv:hep-ex/0607107. K. Abe *et al.* [Belle Collaboration], arXiv:hep-ex/0608039.
- [2] UTfit Collaboration, M. Bona *et al.*, [hep-ph/0501199]. CKMfitter Group, J. Charles *et al.*, Eur. Phys. J. C **41**, 1 (2005)
- [3] B. Aubert *et al.* [BABAR Collaboration], Nucl. Instrum. Meth. A **479**, 1 (2002) [arXiv:hep-ex/0105044].
- [4] R. A. Fisher, *Annals of Eugenics* **7**, 179 (1936).
- [5] B. Aubert *et al.* [BABAR Collaboration], arXiv:hep-ex/0607106.
- [6] B. Aubert *et al.* [BABAR Collaboration], arXiv:hep-ex/0607112.
- [7] B. Aubert *et al.* [BABAR Collaboration], Phys. Rev. D **74**, 011102 (2006) [arXiv:hep-ex/0605037].
- [8] B. Aubert *et al.* [BABAR Collaboration], arXiv:hep-ex/0608036.
- [9] A. E. Snyder and H. R. Quinn, Phys. Rev. D **48**, 2139 (1993).
- [10] B. Aubert [BABAR Collaboration], arXiv:hep-ex/0608002.