

Measurement of inclusive D_s , D^0 and J/ψ rates and determination of the $B_s^{(*)}\bar{B}_s^{(*)}$ production fraction in $b\bar{b}$ events at the $\Upsilon(5S)$ resonance

A. Drutskoy,⁴ K. Abe,⁸ K. Abe,⁴⁶ I. Adachi,⁸ H. Aihara,⁴⁸ D. Anipko,¹ V. Aulchenko,¹ T. Aushev,^{19,14} S. Banerjee,⁴⁴ E. Barberio,²² M. Barbero,⁷ K. Belous,¹³ U. Bitenc,¹⁵ I. Bizjak,¹⁵ S. Blyth,²⁵ A. Bondar,¹ A. Bozek,²⁸ M. Bračko,^{8,21,15} J. Brodzicka,²⁸ T. E. Browder,⁷ P. Chang,²⁷ Y. Chao,²⁷ A. Chen,²⁵ K.-F. Chen,²⁷ W. T. Chen,²⁵ B. G. Cheon,³ R. Chistov,¹⁴ Y. Choi,⁴² Y. K. Choi,⁴² A. Chuvikov,³⁶ S. Cole,⁴³ J. Dalseno,²² M. Danilov,¹⁴ M. Dash,⁵² J. Dragic,⁸ S. Eidelman,¹ S. Fratina,¹⁵ N. Gabyshev,¹ T. Gershon,⁸ A. Go,²⁵ G. Gokhroo,⁴⁴ P. Goldenzweig,⁴ B. Golob,^{20,15} H. Ha,¹⁷ J. Haba,⁸ T. Hara,³³ K. Hayasaka,²³ H. Hayashii,²⁴ M. Hazumi,⁸ D. Heffernan,³³ T. Higuchi,⁸ Y. Hoshi,⁴⁶ S. Hou,²⁵ W.-S. Hou,²⁷ Y. B. Hsiung,²⁷ T. Iijima,²³ A. Imoto,²⁴ K. Inami,²³ A. Ishikawa,⁴⁸ R. Itoh,⁸ M. Iwasaki,⁴⁸ Y. Iwasaki,⁸ J. H. Kang,⁵³ N. Katayama,⁸ H. Kawai,² T. Kawasaki,³⁰ H. R. Khan,⁴⁹ H. Kichimi,⁸ S. K. Kim,⁴⁰ Y. J. Kim,⁶ K. Kinoshita,⁴ S. Korpar,^{21,15} P. Krizan,^{20,15} P. Krokovny,⁸ R. Kulasiri,⁴ R. Kumar,³⁴ C. C. Kuo,²⁵ A. Kuzmin,¹ Y.-J. Kwon,⁵³ J. S. Lange,⁵ G. Leder,¹² J. Lee,⁴⁰ M. J. Lee,⁴⁰ T. Lesiak,²⁸ J. Li,⁷ A. Limosani,⁸ S.-W. Lin,²⁷ D. Liventsev,¹⁴ J. MacNaughton,¹² G. Majumder,⁴⁴ F. Mandl,¹² T. Matsumoto,⁵⁰ A. Matyja,²⁸ S. McOnie,⁴³ W. Mitaroff,¹² K. Miyabayashi,²⁴ H. Miyake,³³ H. Miyata,³⁰ Y. Miyazaki,²³ R. Mizuk,¹⁴ G. R. Moloney,²² T. Nagamine,⁴⁷ Y. Nagasaka,⁹ E. Nakano,³² M. Nakao,⁸ Z. Natkaniec,²⁸ S. Nishida,⁸ O. Nitoh,⁵¹ T. Nozaki,⁸ S. Ogawa,⁴⁵ T. Ohshima,²³ S. Okuno,¹⁶ Y. Onuki,³⁷ P. Pakhlov,¹⁴ G. Pakhlova,¹⁴ H. Park,¹⁸ K. S. Park,⁴² R. Pestotnik,¹⁵ L. E. Pilonen,⁵² Y. Sakai,⁸ N. Satoyama,⁴¹ T. Schietinger,¹⁹ O. Schneider,¹⁹ C. Schwanda,¹² A. J. Schwartz,⁴ R. Seidl,^{10,37} K. Senyo,²³ M. E. Sevier,²² M. Shapkin,¹³ H. Shibuya,⁴⁵ B. Shwartz,¹ J. B. Singh,³⁴ A. Sokolov,¹³ A. Somov,⁴ S. Stanič,³¹ M. Starič,¹⁵ H. Stoeck,⁴³ K. Sumisawa,⁸ T. Sumiyoshi,⁵⁰ S. Suzuki,³⁸ S. Y. Suzuki,⁸ F. Takasaki,⁸ K. Tamai,⁸ N. Tamura,³⁰ M. Tanaka,⁸ G. N. Taylor,²² Y. Teramoto,³² X. C. Tian,³⁵ K. Trabelsi,⁷ T. Tsukamoto,⁸ S. Uehara,⁸ T. Uglov,¹⁴ K. Ueno,²⁷ Y. Unno,³ S. Uno,⁸ P. Urquijo,²² Y. Usov,¹ G. Varner,⁷ S. Villa,¹⁹ C. C. Wang,²⁷ C. H. Wang,²⁶ Y. Watanabe,⁴⁹ J. Wiechczynski,²⁸ E. Won,¹⁷ Q. L. Xie,¹¹ B. D. Yabsley,⁴³ A. Yamaguchi,⁴⁷ Y. Yamashita,²⁹ M. Yamauchi,⁸ Y. Yusa,⁵² L. M. Zhang,³⁹ Z. P. Zhang,³⁹ V. Zhilich,¹ and A. Zupanc¹⁵

(The Belle Collaboration)

¹*Budker Institute of Nuclear Physics, Novosibirsk*

²*Chiba University, Chiba*

³*Chonnam National University, Kwangju*

⁴*University of Cincinnati, Cincinnati, Ohio 45221*

⁵*University of Frankfurt, Frankfurt*

⁶*The Graduate University for Advanced Studies, Hayama, Japan*

⁷*University of Hawaii, Honolulu, Hawaii 96822*

⁸*High Energy Accelerator Research Organization (KEK), Tsukuba*

⁹*Hiroshima Institute of Technology, Hiroshima*

¹⁰*University of Illinois at Urbana-Champaign, Urbana, Illinois 61801*

¹¹*Institute of High Energy Physics, Chinese Academy of Sciences, Beijing*

¹²*Institute of High Energy Physics, Vienna*

¹³*Institute of High Energy Physics, Protvino*

¹⁴*Institute for Theoretical and Experimental Physics, Moscow*

¹⁵*J. Stefan Institute, Ljubljana*

¹⁶*Kanagawa University, Yokohama*

¹⁷*Korea University, Seoul*

¹⁸*Kyungpook National University, Taegu*

¹⁹*Swiss Federal Institute of Technology of Lausanne, EPFL, Lausanne*

²⁰*University of Ljubljana, Ljubljana*

²¹*University of Maribor, Maribor*

²²*University of Melbourne, Victoria*

²³*Nagoya University, Nagoya*

²⁴*Nara Women's University, Nara*

²⁵*National Central University, Chung-li*

²⁶*National United University, Miao Li*

²⁷*Department of Physics, National Taiwan University, Taipei*

- ²⁸*H. Niewodniczanski Institute of Nuclear Physics, Krakow*
²⁹*Nippon Dental University, Niigata*
³⁰*Niigata University, Niigata*
³¹*University of Nova Gorica, Nova Gorica*
³²*Osaka City University, Osaka*
³³*Osaka University, Osaka*
³⁴*Panjab University, Chandigarh*
³⁵*Peking University, Beijing*
³⁶*Princeton University, Princeton, New Jersey 08544*
³⁷*RIKEN BNL Research Center, Upton, New York 11973*
³⁸*Saga University, Saga*
³⁹*University of Science and Technology of China, Hefei*
⁴⁰*Seoul National University, Seoul*
⁴¹*Shinshu University, Nagano*
⁴²*Sungkyunkwan University, Suwon*
⁴³*University of Sydney, Sydney NSW*
⁴⁴*Tata Institute of Fundamental Research, Bombay*
⁴⁵*Toho University, Funabashi*
⁴⁶*Tohoku Gakuin University, Tagajo*
⁴⁷*Tohoku University, Sendai*
⁴⁸*Department of Physics, University of Tokyo, Tokyo*
⁴⁹*Tokyo Institute of Technology, Tokyo*
⁵⁰*Tokyo Metropolitan University, Tokyo*
⁵¹*Tokyo University of Agriculture and Technology, Tokyo*
⁵²*Virginia Polytechnic Institute and State University, Blacksburg, Virginia 24061*
⁵³*Yonsei University, Seoul*
(Dated: October 29, 2019)

The inclusive production of D_s , D^0 and J/ψ mesons is studied using a 1.86 fb^{-1} data sample collected on the $\Upsilon(5S)$ resonance by the Belle detector at the KEKB asymmetric energy e^+e^- collider. The number of $b\bar{b}$ events in this $\Upsilon(5S)$ data sample is determined. We measure the branching fractions $\mathcal{B}(\Upsilon(5S) \rightarrow D_s X) / 2 = (23.6 \pm 1.2 \pm 3.6)\%$, $\mathcal{B}(\Upsilon(5S) \rightarrow D^0 X) / 2 = (53.8 \pm 2.0 \pm 3.4)\%$, and $\mathcal{B}(\Upsilon(5S) \rightarrow J/\psi X) / 2 = (1.030 \pm 0.080 \pm 0.067)\%$. From the D_s and D^0 inclusive branching fractions the ratio $f_s = (18.0 \pm 1.3 \pm 3.2)\%$ of $B_s^{(*)} \bar{B}_s^{(*)}$ to the total $b\bar{b}$ quark pair production at the $\Upsilon(5S)$ energy is obtained in a model-dependent way.

PACS numbers: 13.25.Gv, 13.25.Hw, 14.40.Gx, 14.40.Nd

The possibility of studying B_s decays at very high luminosity e^+e^- colliders running at the energy of the $\Upsilon(5S)$ resonance has been discussed in several theoretical papers [1, 2, 3]. Studies of the B_s meson properties at the $\Upsilon(5S)$, both alone and in comparison with those of its lighter cousins the B^0 and B^+ , may provide important insights into the Cabibbo-Kobayashi-Maskawa matrix and hadronic structure, as well as sensitivity to new physics phenomena [4]. To date, most studies of the B_s have been performed at hadron colliders, where high production rates are tempered by limited triggering and detection capabilities. As B factories have amply demonstrated for the B^0 and B^+ , the kinematic cleanliness of resonant near-threshold exclusive pair production ($e^+e^- \rightarrow \Upsilon(4S) \rightarrow B\bar{B}$), combined with a high triggering efficiency and the ability to measure neutral particles, can open up a complementary realm of sensitivity to new phenomena. The $\Upsilon(5S)$ could play a similar role for the B_s that the $\Upsilon(4S)$ has played for the B . Simple estimates assuming approximate SU(3) symmetry indicate that first significant B_s measurements may be already accomplished with a modest integrated luminosity

of $\sim 20 \text{ fb}^{-1}$.

To make reliable projections and ensure that systematic errors are comparable to projected statistical errors requires an improved understanding of the $\Upsilon(5S)$ and its decays to B_s . To test the experimental feasibility of B_s studies in $\Upsilon(5S)$ events, a sample of 1.86 fb^{-1} was collected by the Belle detector over three days in June 2005. Earlier an $\Upsilon(5S)$ data sample of $\sim 0.1 \text{ fb}^{-1}$ was taken at CESR [5, 6, 7] and, more recently, a dataset of 0.42 fb^{-1} was collected by CLEO [8, 9]. We report here the first results obtained by Belle, a determination of the number of $b\bar{b}$ events in the $\Upsilon(5S)$ data sample, a measurement of the inclusive rate of $\Upsilon(5S)$ events to D_s , D^0 , and J/ψ and derivation of the fraction of $b\bar{b}$ events containing B_s .

The Belle detector [10] has operated since 1999 at KEKB [11], an asymmetric-energy double storage ring designed to collide 8 GeV electrons and 3.5 GeV positrons and produce $\Upsilon(4S)$ mesons with a boost of $\beta\gamma = 0.425$. The recent data sample of 1.86 fb^{-1} was taken at the $\Upsilon(5S)$ energy of $\sim 10869 \text{ MeV}$, under exactly the same experimental conditions as in $\Upsilon(4S)$ and continuum runs, except that both beam energies were increased by $\sim 2.7\%$,

keeping the center-of-mass (CM) boost unchanged. Another data sample of 3.67 fb^{-1} taken at a CM energy 60 MeV below the $\Upsilon(4S)$ was used in this analysis to evaluate continuum contributions. These continuum data were collected in the run period just before the $\Upsilon(5S)$ data taking, ensuring similar accelerator and detector conditions.

Belle is a general-purpose large-solid-angle detector that consists of a four-layer Silicon Vertex Detector (SVD), a 50-layer Central Drift Chamber (CDC), an array of Aerogel Čerenkov Counters (ACC), a Time of Flight counter system (TOF), and a CsI(Tl) Electromagnetic Calorimeter (ECL) located inside a superconducting solenoidal coil with a 1.5 T magnetic field. An iron flux-return located outside the coil is instrumented to identify K_L^0 mesons and muons (KLM). The detector is described in detail elsewhere [10].

Charged tracks are reconstructed using CDC hit information. Kaon and pion mass hypotheses are assigned to the charged tracks using a likelihood ratio $\mathcal{L}_{K/\pi} = \mathcal{L}_K/(\mathcal{L}_K + \mathcal{L}_\pi)$, obtained by combining information from the CDC (dE/dx), ACC, and TOF systems. We require $\mathcal{L}_{K/\pi} > 0.6$ ($\mathcal{L}_{K/\pi} < 0.6$) for kaon (pion) candidates [10]. With these requirements, the identification efficiency for particles used in this analysis varies from 86% to 91% (94% to 98%) for kaons (pions). Charged tracks are identified as muon candidates based on the matching quality and penetration depth of associated hits in the KLM.

Only clean decay modes $D_s^+ \rightarrow \phi\pi^+$, $D^0 \rightarrow K^-\pi^+$ and $J/\psi \rightarrow \mu^+\mu^-$ are used to measure the D_s^+ , D^0 and J/ψ meson yields. Charge-conjugate modes are implicitly included everywhere in this paper. The invariant mass of $\phi \rightarrow K^+K^-$ candidates is required to be within $\pm 12\text{ MeV}/c^2$ of the nominal ϕ mass. For the $D_s^+ \rightarrow \phi\pi^+$ decay mode, the helicity angle distribution is expected to be proportional to $\cos^2\theta_{\text{hel}}^{D_s}$, therefore, the requirement $|\cos\theta_{\text{hel}}^{D_s}| > 0.25$ is applied. The helicity angle $\theta_{\text{hel}}^{D_s}$ is defined as the angle between the directions of the K^+ and D_s^+ momenta in the ϕ rest frame.

Hadronic events are preselected by requiring at least three reconstructed tracks in the CDC and SVD and a minimum energy deposition in the ECL. In the energy region of the $\Upsilon(5S)$, the hadronic events can be classified into three physics categories: $u\bar{u}, d\bar{d}, s\bar{s}, c\bar{c}$ continuum events, $b\bar{b}$ continuum events and $\Upsilon(5S)$ events. The $b\bar{b}$ continuum and the $\Upsilon(5S)$ events always produce final states with a pair of B or B_s mesons and, therefore, cannot be topologically separated. We define the $b\bar{b}$ continuum and $\Upsilon(5S)$ events collectively as $b\bar{b}$ events, everywhere in this analysis. All $b\bar{b}$ events are expected to hadronize in one of the following final states: $B\bar{B}, B\bar{B}^*, B^*\bar{B}, B^*\bar{B}^*, B\bar{B}\pi, B\bar{B}^*\pi, B^*\bar{B}\pi, B^*\bar{B}^*\pi, B\bar{B}\pi\pi, B_s^0\bar{B}_s^0, B_s^0\bar{B}_s^*, B_s^*\bar{B}_s^0$ or $B_s^*\bar{B}_s^*$. Here B denotes a B^0 or a B^+ meson and \bar{B} denotes a \bar{B}^0 or a B^- meson. The excited states decay to their ground states via $B^* \rightarrow B\gamma$ and $B_s^* \rightarrow B_s^0\gamma$ [12].

An energy scan was performed just before the $\Upsilon(5S)$ data taking to find the peak position of the $\Upsilon(5S)$ resonance. An integrated luminosity of $\sim 30\text{ pb}^{-1}$ was collected at five values of energy between 10825 MeV and 10905 MeV at intervals of 20 MeV. The ratio of the number of hadronic events with $R_2 > 0.2$ to the number of Bhabha events is measured as a function of the e^+e^- CM energy to determine the $\Upsilon(5S)$ peak position. Here, R_2 is the normalized second Fox-Wolfman moment [13]. This ratio is expected to have a Breit-Wigner function shape corresponding to the $\Upsilon(5S)$ resonance, above a flat background. Fixing the width value to the PDG value $\Gamma = 110\text{ MeV}/c^2$ [12], the mean mass value was found from the fit to be $M = (10868 \pm 16)\text{ MeV}/c^2$. This value is in a good agreement with the PDG value $M_{\Upsilon(5S)} = (10865 \pm 8)\text{ MeV}/c^2$ [12]. The fit value obtained above is treated only as a systematic check rather than as a measurement, as the energy range scanned is small compared to the $\Upsilon(5S)$ width, and uncertainties in the accelerator energy scale are not included. Finally, the energy of 10869 MeV was set for subsequent $\Upsilon(5S)$ runs.

The $u\bar{u}, d\bar{d}, s\bar{s}, c\bar{c}$ continuum subtraction method is applied to obtain the number of $b\bar{b}$ events in the $\Upsilon(5S)$ data sample:

$$N_{5S}^{b\bar{b}} = \frac{1}{\epsilon_{5S}^{b\bar{b}}} \left(N_{5S}^{\text{had}} - N_{\text{cont}}^{\text{had}} \cdot \frac{\mathcal{L}_{5S}}{\mathcal{L}_{\text{cont}}} \cdot \frac{E_{\text{cont}}^2}{E_{5S}^2} \cdot \frac{\epsilon_{5S}^{\text{con}}}{\epsilon_{\text{cont}}^{\text{con}}} \right). \quad (1)$$

Here $N_{5S}^{b\bar{b}}$ is the number of $b\bar{b}$ events in the $\Upsilon(5S)$ data sample, and N_{5S}^{had} and $N_{\text{cont}}^{\text{had}}$ are the numbers of hadronic events in the $\Upsilon(5S)$ and continuum data samples, respectively. The efficiency to select a $b\bar{b}$ event in the $\Upsilon(5S)$ data sample, $\epsilon_{5S}^{b\bar{b}} = (99 \pm 1)\%$, and the efficiency ratio for continuum events in the $\Upsilon(5S)$ and continuum data samples, $\epsilon_{5S}^{\text{con}}/\epsilon_{\text{cont}}^{\text{con}} = 1.007 \pm 0.003$, are obtained from Monte Carlo (MC) simulation. The hadronic cross section varies with the CM energy as $1/E^2$ and a corresponding correction is applied. The CM energies for the $\Upsilon(5S)$ and continuum data sets are $E_{5S} = 10869\text{ MeV}$ and $E_{\text{cont}} = 10520\text{ MeV}$, respectively with a $\sim 5\text{ MeV}$ accuracy of the collider absolute CM energy calibration. The integrated luminosity ratio $\mathcal{L}_{5S}/\mathcal{L}_{\text{cont}}$ is calculated using the standard Belle luminosity measurement procedure with Bhabha events. The large theoretical uncertainty of $\sim 1.5\%$ in the absolute integrated luminosity measurement almost cancels in the ratio, resulting in a systematic uncertainty on this ratio of $\sim 0.4\%$. Finally the ratio $\mathcal{L}_{5S}/\mathcal{L}_{\text{cont}} = 0.5061 \pm 0.0020$ is obtained. The statistical uncertainty on the ratio is much smaller than the systematic uncertainty and can be neglected.

The value of and uncertainty on the luminosity ratio is further checked using high-momentum charged tracks, K_S^0 mesons and D^0 mesons. To compare $\Upsilon(5S)$ and continuum production, normalized momentum distributions are used. The normalized momentum of a particle h is defined as $x(h) = P(h)/P_{\text{max}}(h)$, where $P(h)$ is the measured momentum of that particle, and $P_{\text{max}}(h)$ is the

expected value of its momentum if it were produced in the process $e^+e^- \rightarrow h\bar{h}$ at the same CM energy. Fitting a constant to the distributions of the $\Upsilon(5S)$ and continuum dataset ratios $x(h)_{5S}/x(h)_{\text{cont}}$ for $0.5 < x(h) < 0.9$ and applying small corrections due to the difference between the $\Upsilon(5S)$ and continuum final state particle multiplicities, which were obtained from MC simulation, the ratios 0.471 ± 0.005 , 0.471 ± 0.005 and 0.477 ± 0.005 are determined for $h = \pi^+$, K_S^0 and D^0 , respectively. These values agree with the energy corrected luminosity ratio of 0.4740 ± 0.0019 obtained from Bhabha event measurements. The factor $E_{\text{cont}}^2/E_{5S}^2$ was applied to the luminosity ratio to correct for the hadronic cross section energy dependence.

From Eq. (1) we obtain the number of $b\bar{b}$ events in the $\Upsilon(5S)$ data sample, $N_{5S}^{b\bar{b}} = (5.61 \pm 0.03_{\text{stat}} \pm 0.29_{\text{syst}}) \times 10^5$. The statistical uncertainty is based on the numbers of hadronic events in the $\Upsilon(5S)$ and continuum data samples. The total systematic uncertainty of $\sim 5\%$ includes all systematic errors on parameters used in Eq. (1) and is dominated by the uncertainty in the luminosity ratio determination. Finally, the $b\bar{b}$ production cross-section at the $\Upsilon(5S)$ is measured to be (0.302 ± 0.015) nb, in good agreement with the CLEO value of (0.310 ± 0.052) nb [8].

The method for inclusive D_s ($D_s \equiv D_s^\pm$) analysis of $\Upsilon(5S)$ data developed in Ref. [8] is applied here. The production of D_s mesons at the $\Upsilon(5S)$ is studied in the clean decay mode $D_s^+ \rightarrow \phi\pi^+$, $\phi \rightarrow K^+K^-$. The D_s signals in the $\Upsilon(5S)$ and continuum data samples are shown in Fig. 1(a) for the normalized D_s momentum region $x(D_s) < 0.5$, where a $b\bar{b}$ contribution is expected. Here and throughout this paper, the continuum distributions are normalized to the $\Upsilon(5S)$ distributions using the energy-corrected luminosity ratio. To extract the number of D_s mesons, the D_s mass distribution is fitted by a Gaussian to describe the signal and a linear function to describe the background. The Gaussian width is fixed to the value obtained from MC simulation; the Gaussian mean value and normalization, and the background parameters are allowed to float. The same mass fit procedure, but with the Gaussian mean value fixed to that obtained from the fit of the D_s signal in the $x(D_s) < 0.5$ range, is repeated in each bin of $x(D_s)$ in order to obtain the D_s yield as a function of the normalized momentum, $x(D_s)$. The $x(D^0)$ and $x(J/\psi)$ distributions discussed below are obtained using the same fit procedures.

The normalized momentum $x(D_s)$ distributions are shown in Fig. 1(b) for the $\Upsilon(5S)$ and continuum data samples. These two distributions agree well in the region $x(D_s) > 0.5$, where $b\bar{b}$ events cannot contribute. The excess of events in the region $x(D_s) < 0.5$ corresponds to inclusive D_s production in $b\bar{b}$ events.

The fully corrected $x(D_s)$ distribution for $b\bar{b}$ events is obtained, subtracting the continuum contribution and applying a bin-by-bin efficiency correction, obtained from the MC simulation. Summing over all bins within the

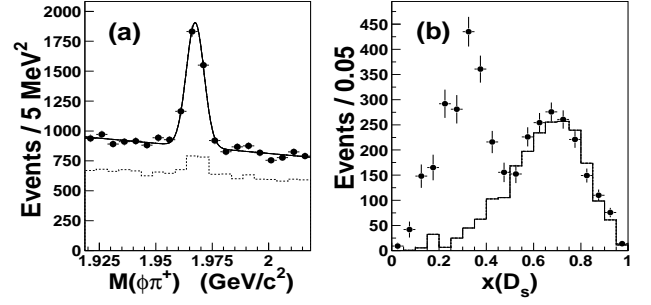


FIG. 1: The D_s signal in the region $x(D_s) < 0.5$ (a) and the D_s normalized momentum $x(D_s)$ (b). The points with error bars are the $\Upsilon(5S)$ data, while the histograms show the normalized continuum.

interval $x(D_s) < 0.5$ and dividing by the D_s^+ and ϕ decay branching fractions and by the number of $b\bar{b}$ events in the $\Upsilon(5S)$ data sample, the inclusive branching fraction $\mathcal{B}(\Upsilon(5S) \rightarrow D_s X)/2 = (23.6 \pm 1.2 \pm 3.6)\%$ is obtained. In the calculations the PDG value $\mathcal{B}(D_s^+ \rightarrow \phi\pi^+) = (4.4 \pm 0.6)\%$ [12] is used. The $\Upsilon(5S)$ inclusive branching fraction is multiplied by a factor of 1/2 to compare with $B_{(s)}$ branching fractions. As explained above, continuum $b\bar{b}$ production cannot be separated from $\Upsilon(5S)$ events and therefore continuum $b\bar{b}$ production is included in the $\Upsilon(5S) \rightarrow D_s X$ branching fraction. The latter is therefore defined as the average number of D_s mesons produced in $b\bar{b}$ events at the $\Upsilon(5S)$ energy.

The dominant contributions to the systematic uncertainty on the branching fraction measurement are the uncertainties due to the $\mathcal{B}(D_s^+ \rightarrow \phi\pi^+)$ measurement of 14%, to the number of $b\bar{b}$ events of 5%, to the track reconstruction efficiency and particle identification of 4%, and to the fit procedure of 2%.

The obtained inclusive branching fraction agrees well with the branching fraction $\mathcal{B}(\Upsilon(5S) \rightarrow D_s X)/2 = (22.4 \pm 2.1 \pm 5.0)\%$ obtained by CLEO [8]. The value of $\mathcal{B}(\Upsilon(5S) \rightarrow D_s X)/2$ is significantly larger than the branching fraction $\mathcal{B}(B \rightarrow D_s X) = (8.7 \pm 1.2)\%$, which we calculate by combining the PDG average [12] with the recent CLEO result [8] adjusted to the value $\mathcal{B}(D_s^+ \rightarrow \phi\pi^+) = (4.4 \pm 0.6)\%$. The significant increase of D_s production at the $\Upsilon(5S)$ as compared to that at the $\Upsilon(4S)$ indicates a sizable B_s production rate.

The fraction f_s of $B_s^{(*)}\bar{B}_s^{(*)}$ events among all $b\bar{b}$ events at the $\Upsilon(5S)$ satisfies the following relation:

$$\begin{aligned} \mathcal{B}(\Upsilon(5S) \rightarrow D_s X)/2 &= f_s \cdot \mathcal{B}(B_s \rightarrow D_s X) + \\ &(1 - f_s) \cdot \mathcal{B}(B \rightarrow D_s X) \quad , \end{aligned} \quad (2)$$

where $\mathcal{B}(B_s \rightarrow D_s X)$ and $\mathcal{B}(B \rightarrow D_s X)$ are the average number of D_s mesons produced in B_s and B decays, respectively. Using our measurement of $\mathcal{B}(\Upsilon(5S) \rightarrow D_s X)$, the measured value of $\mathcal{B}(B \rightarrow D_s X) = (8.7 \pm 1.2)\%$

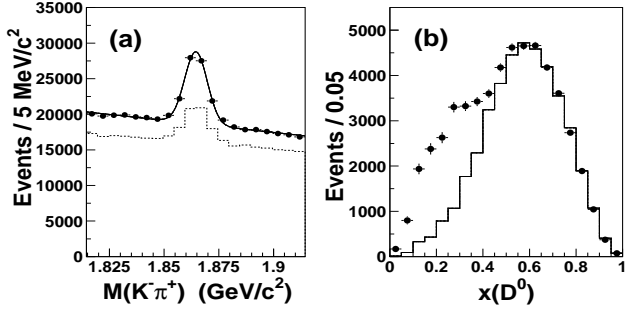


FIG. 2: The D^0 signal in the region $x(D^0) < 0.5$ (a) and the D^0 normalized momentum $x(D^0)$ (b). The points with error bars are the $\Upsilon(5S)$ data, while the histograms show the normalized continuum.

[8, 12], and the model-dependent estimate $\mathcal{B}(B_s \rightarrow D_s X) = (92 \pm 11)\%$ [8], we determine $f_s = (17.9 \pm 1.4 \pm 4.1)\%$. The systematic uncertainty on f_s is obtained by propagating the systematic uncertainties on the branching fractions included in Eq. (2), taking into account the correlation induced by $\mathcal{B}(D_s^+ \rightarrow \phi\pi^+)$.

The inclusive production of D^0 mesons (including both D^0 and \bar{D}^0) at the $\Upsilon(5S)$ is studied using the decay mode $D^0 \rightarrow K^-\pi^+$ and applying a procedure similar to that used for the D_s case. As shown in Fig. 2(a), large D^0 signals are seen in the $\Upsilon(5S)$ and continuum data samples. The number of D^0 mesons as a function of $x(D^0)$ is shown in Fig. 2(b) for both samples. These two distributions agree well in the region $x(D^0) > 0.5$.

After continuum subtraction and efficiency correction, the inclusive branching fraction $\mathcal{B}(\Upsilon(5S) \rightarrow D^0 X)/2 = (53.8 \pm 2.0 \pm 3.4)\%$ is determined. This branching fraction is defined as the average number of D^0 and \bar{D}^0 mesons produced per $b\bar{b}$ event. The dominant sources of systematic uncertainties are similar to the D_s analysis, except that the PDG value $\mathcal{B}(D^0 \rightarrow K^-\pi^+) = (3.80 \pm 0.07)\%$ has much better accuracy than $\mathcal{B}(D_s^+ \rightarrow \phi\pi^+)$.

The value obtained for $\mathcal{B}(\Upsilon(5S) \rightarrow D^0 X)/2$ is lower than the PDG value $\mathcal{B}(B \rightarrow D^0 X) = (64.0 \pm 3.0)\%$ [12], as expected, if there is sizable B_s production at the $\Upsilon(5S)$. The rate of D^0 production in B_s decays can be estimated in a way similar to that described in Ref. [8]. Assuming that D^0 mesons are dominantly produced from conventional $b \rightarrow c$ processes through a fragmentation mechanism with additional $u\bar{u}$ quark pair creation, the branching fraction is expected to be $\mathcal{B}(B_s \rightarrow D^0 X) = (8 \pm 7)\%$. Using the inclusive D^0 production branching fraction of the $\Upsilon(5S)$, B , and B_s decays and replacing D_s by D^0 in Eq. (2), the ratio $f_s = (18.1 \pm 3.6 \pm 7.5)\%$ of $B_s^{(*)}\bar{B}_s^{(*)}$ events to all $b\bar{b}$ events at the $\Upsilon(5S)$ is obtained. This value agrees with that from our D_s measurement. The systematic error is dominated by the systematic uncertainties from $\mathcal{B}(\Upsilon(5S) \rightarrow D^0 X)/2$ and $\mathcal{B}(B \rightarrow D^0 X)$ and is slightly affected by the uncertainty on the model-dependent assumption for the $\mathcal{B}(B_s \rightarrow D^0 X)$ value.

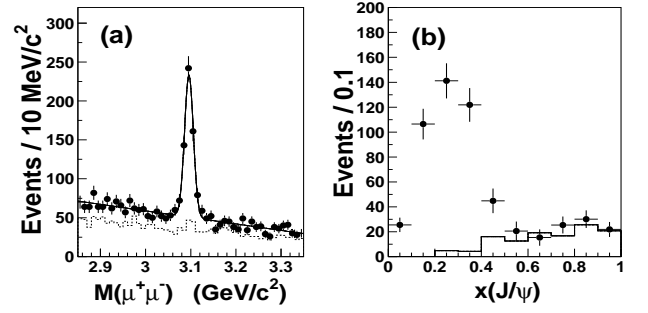


FIG. 3: The J/ψ signal in the region $x(J/\psi) < 0.5$ (a) and the J/ψ normalized momentum $x(J/\psi)$ (b). The points with error bars are the $\Upsilon(5S)$ data, while the histograms show the normalized continuum.

Although the D_s inclusive analysis provides better accuracy on f_s , the D^0 inclusive analysis is an independent method, where the uncertainty due to the D^0 decay branching fraction is small and the uncertainty on the number of $b\bar{b}$ events dominates. Moreover, the f_s values correlate oppositely with the number of $b\bar{b}$ events in the D_s and D^0 analyses.

Using the f_s value obtained in the D^0 inclusive analysis, the inclusive branching fraction $\mathcal{B}(B_s \rightarrow D_s X)$ can be extracted from Eq. (2). Such a measurement can be important in the future when a larger $\Upsilon(5S)$ data sample is collected. Using the results of the present analysis, and taking into account the correlation between our measurements of $\mathcal{B}(\Upsilon(5S) \rightarrow D_s X)$ and $\mathcal{B}(\Upsilon(5S) \rightarrow D^0 X)$, we obtain $\mathcal{B}(B_s \rightarrow D_s X) = (91 \pm 18 \pm 41)\%$, in agreement with expectations within large errors.

The inclusive production of J/ψ mesons is studied in the decay mode $J/\psi \rightarrow \mu^+\mu^-$. As shown in Fig. 3(a), the $\Upsilon(5S)$ data sample contains a prominent J/ψ signal, whereas the J/ψ signal in continuum is small. The $x(J/\psi)$ distributions are shown in Fig. 3(b) for the $\Upsilon(5S)$ and continuum data samples. As expected, J/ψ production in the continuum region $x(J/\psi) > 0.5$ is smaller than in the low $x(J/\psi)$ region where B and B_s mesons can contribute.

The difference of these distributions in the region $x(J/\psi) < 0.5$ is corrected for efficiency to obtain the inclusive J/ψ spectrum in $b\bar{b}$ events. Using the PDG value $\mathcal{B}(J/\psi \rightarrow \mu^+\mu^-) = (5.88 \pm 0.10)\%$ [12], the inclusive branching fraction $\mathcal{B}(\Upsilon(5S) \rightarrow J/\psi X)/2 = (1.030 \pm 0.080 \pm 0.067)\%$ is obtained. Systematic uncertainties are similar to those in the D_s analysis and are dominated by the uncertainty on the number of $b\bar{b}$ events. The $\Upsilon(5S)$ branching fraction can be compared with $\mathcal{B}(B \rightarrow J/\psi X) = (1.094 \pm 0.032)\%$ [12], because the inclusive J/ψ production rates in B and B_s decays are expected to be approximately equal. Conversely, assuming the equality of inclusive J/ψ branching fractions in B and B_s decays, we can obtain the number of $b\bar{b}$ events. This cross-check can be important for future large statis-

tics $\Upsilon(5S)$ measurements.

In conclusion, the inclusive production of D_s , D^0 and J/ψ mesons has been studied in e^+e^- collisions at the $\Upsilon(5S)$ energy and corresponding branching fractions are measured. Clear evidence of sizable B_s production is observed. The inclusive D_s and D^0 branching fraction measurements are used to determine, in a model-dependent way, the fraction of $B_s^{(*)}\bar{B}_s^{(*)}$ events among all $b\bar{b}$ events produced at the $\Upsilon(5S)$ energy. The results are $f_s = (17.9 \pm 1.4 \pm 4.1)\%$ from the inclusive D_s analysis and $f_s = (18.1 \pm 3.6 \pm 7.5)\%$ from the inclusive D^0 analysis. Combining these two f_s measurements and taking into account the anti-correlated systematic uncertainty due to the number of $b\bar{b}$ events, the value $f_s = (18.0 \pm 1.3 \pm 3.2)\%$ is obtained. This measurement agrees with the CLEO value of $f_s = (16.0 \pm 2.6 \pm 5.8)\%$ [8] but has a total relative uncertainty that is a factor of two smaller. The B_s production rate over all $b\bar{b}$ events at the $\Upsilon(5S)$ is somewhat larger than the fraction of B_s mesons produced from the \bar{b} quark in $Z \rightarrow b\bar{b}$ decays at LEP, $\mathcal{B}(\bar{b} \rightarrow B_s) = (10.2 \pm 0.9)\%$ [12]. The large f_s value measured here indicates very good potential for future B_s studies at high luminosity asymmetric-energy B factories running at the $\Upsilon(5S)$ resonance.

We thank the KEKB group for excellent operation of the accelerator, the KEK cryogenics group for efficient solenoid operations, and the KEK computer group and the NII for valuable computing and Super-SINET network support. We acknowledge support from MEXT and JSPS (Japan); ARC and DEST (Australia); NSFC

and KIP of CAS (China); DST (India); MOEHRD, KOSEF and KRF (Korea); KBN (Poland); MIST (Russia); ARRS (Slovenia); SNSF (Switzerland); NSC and MOE (Taiwan); and DOE (USA).

-
- [1] A.F. Falk and A.A. Petrov, Phys. Rev. Lett. **85**, 252 (2000).
 - [2] S. Petrak, SLAC-PREPRINT-2001-041.
 - [3] D. Atwood and A. Soni, Phys. Lett. B **533**, 37 (2002).
 - [4] See the physics overview in K. Anikeev *et al.*, FERMILAB-Pub-01/197, hep-ph/0201071, and references therein.
 - [5] D. Besson *et al.* (CLEO Collaboration), Phys. Rev. Lett. **54**, 381 (1985).
 - [6] D.M.J. Lovelock *et al.* (CUSB Collaboration), Phys. Rev. Lett. **54**, 377 (1985).
 - [7] J. Lee-Franzini *et al.*, (CUSB Collaboration), Phys. Rev. Lett. **65**, 2947 (1990).
 - [8] M. Artuso *et al.* (CLEO Collaboration), Phys. Rev. Lett. **95**, 261801 (2005).
 - [9] G. Bonvicini *et al.* (CLEO Collaboration), Phys. Rev. Lett. **96**, 022002 (2006).
 - [10] A. Abashian *et al.* (Belle Collaboration), Nucl. Instr. and Meth. A **479**, 117 (2002).
 - [11] S. Kurokawa and E. Kikutani, Nucl. Instr. and Meth. A **499**, 1 (2003).
 - [12] W.-M. Yao *et al.* (Particle Data Group), J. Phys. G **33**, 1 (2006).
 - [13] G.C. Fox and S. Wolfram, Phys. Rev. Lett. **41**, 1581 (1978).