

# DIBOSON PHYSICS AT THE TEVATRON <sup>a</sup>

J. Sjölin

(On behalf of the CDF and D0 collaborations)

*Department of Physics, Keble Road, Oxford OX1 3RH, England.*

*Niels Bohr Institute, Blegdamsvej 17, DK - 2100 Copenhagen.*



Measurements of diboson events in proton-antiproton collisions at  $\sqrt{s} = 1.96$  TeV are effective probes of the electro-weak gauge structure in the Standard Model (SM). Due to the potentially high energy scale in the collisions, bosonic operators beyond the leading order in the Lagrangian become important at the Tevatron and make the theoretical interpretations non trivial. The fact that we need cut-offs in our models in order to maintain unitarity underline the importance of direct measurements at the highest possible energy scales. I report on two new such measurement from CDF and compare to similar D0 results taken at lower integrated luminosities.

## 1 Introduction to dibosons

Processes involving multiple massive bosons probe right at the core of the SM, i.e. its electro-weak symmetries and resulting gauge boson structure. Our current understanding requires some – yet undetected – mechanism to regularize processes like  $W_L W_L \rightarrow W_L W_L$  at the  $O(1)$  TeV scale in order to maintain unitarity<sup>1</sup>. This hints at an experimental no-lose situation where we either will find the scalar responsible for the Higgs mechanism, or find new interactions interacting strongly with the longitudinal gauge modes. If none of these cases are seen we will be obliged to go back to the sub TeV region and ask ourself what it is that we don't understand on the fundamental level.

Our lack of knowledge concerning the underlying electro-weak symmetry breaking (EWSB) mechanism of the SM desperately calls for experimental input to guide us. Clearly, as indicated from the discussion above diboson scattering is likely to provide the ultimate EWSB exploration tool. Unfortunately the cross-section for diboson scattering is expected to be unobservable at the

---

<sup>a</sup>Contribution to the Proceedings of the XLII Rencontres de Moriond: Electroweak Interactions and Unified Theories, La Thuile (Italy), March 11-18, 2006.

Table 1: New(\*\*) and recent diboson measurements at the Tevatron. The photon( $\gamma$ ) has a transverse momentum cut of 7(8) GeV for the CDF(D0) measurements. All cross-sections are within the theoretical expectations.

Diboson	CDF		D0	
	Events	$\sigma$ [pb]	Events	$\sigma$ [pb]
$W(l\nu)\gamma \times BR(l\nu)$	208(200/pb)	$18.1 \pm 3.1$	141(162/pb)	$14.8 \pm 1.9$
$Z(ll)\gamma \times BR(ll)$	66 (200/pb)	$4.6 \pm 0.6$	244(320/pb)	$4.2 \pm 0.5$
$W(l\nu)W(l\nu)$	12(200/pb)	$14.6^{+5.8}_{-5.1}(\text{stat})$ $^{+1.8}_{-3.0}(\text{sys})$ $\pm 0.9(\text{lum})$	17(252/pb)	$13.8^{+4.3}_{-3.8}(\text{stat})$ $^{+1.2}_{-0.9}(\text{sys})$ $\pm 0.9(\text{lum})$
$W(l\nu)(W(jj) + Z(jj))$	n.a.(350/pb)	$< 36$ (**)		
$W(l\nu)Z(ll)$	n.a.(825/pb)	$< 6.4$ (**)	n.a.(320/pb)	$< 13.3$

Tevatron compared to the LHC<sup>4</sup>. Another way to get a handle on the EWSB is to reconstruct massive triple gauge bosons, but also here is the expected Tevatron cross-section beyond reach. It is primarily for inclusive dibosons that we currently are gaining sensitivity to anomalous gauge interactions where new phase-space regions are opening up with the increase of integrated Tevatron luminosity.

LEP 2 puts stringent limits on the anomalous triple gauge couplings<sup>2</sup> (ATGC) which are the lowest order general effective theory operator couplings related to the diboson final state. However, the LEP 2 energy scale  $\sqrt{s} \sim 200$  GeV is sufficiently small compared to the new physics scale  $\Lambda$  such that higher order operators can be neglected. At the Tevatron this is no longer the case since  $O(1)$  TeV resonances can be produced on-shell and a form factor must be introduced in order to maintain unitarity of the model<sup>3</sup>. The form factor is equivalent to a infinite series of higher order operators and implies a non linear extension of the linear model commonly used at LEP. For this reason the quoted limits on the couplings refer to slightly different assumptions at the two accelerators. And one should be aware of that Tevatron measurements are in many ways complementary to those made at LEP, e.g. new unexpected on-shell dynamics may kick-in at higher energies and with different production mechanisms.

## 2 Tevatron measurements

As can be seen from table 1 it is just recently that massive diboson signals became statistically significant at hadron colliders. The measured cross-sections decrease with the diboson mass and the first process that has been firmly established during the last two years is WW to leptons. This is very different from LEP 2 where thousands of WW pairs have been observed in many decay channels, both leptonic and pure hadronic modes. However, constraints on new physics are dominated by high energy scales and the inclusive cross-section is not the most efficient observable at the Tevatron for anomalous gauge interactions. A closer look at the anomalous cross-section contributions<sup>3</sup> reveal that they, apart from a boson angular dependence, scale with the parton center-of-mass energy ( $\sqrt{\hat{s}}$ ). Thus the very high energy tail of the boson transverse momentum turns out to be a extremely sensitive and robust observable for ATGC.

In the following subsections I will report on two brand new measurements of WW and WZ dibosons from CDF. It is interesting to note that even though the processes themselves are just below the threshold of observation they have a significant constraining power for ATGC.

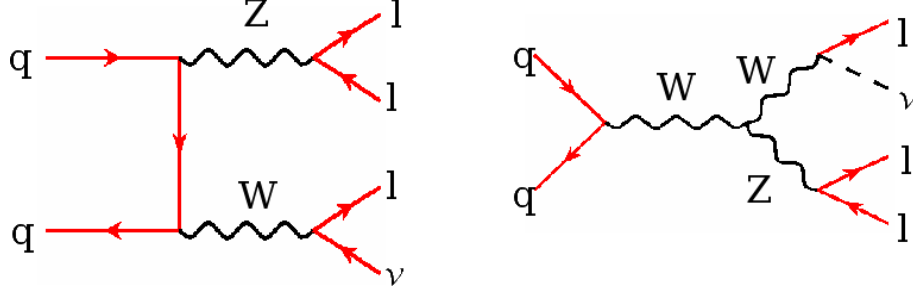


Figure 1: Tree level graphs for WZ.

Table 2: Measured and expected number of events for WZ to leptons at CDF using 825/pb of data.

Process	Events
$WZ$	$3.72 \pm 0.02(\text{stat}) \pm 0.15(\text{sys})$
$ZZ$	$0.50 \pm 0.01(\text{stat}) \pm 0.05(\text{sys})$
$Z\gamma$	$0.03 \pm 0.01(\text{stat}) \pm 0.01(\text{sys})$
$t\bar{t}$	$0.05 \pm 0.01(\text{stat}) \pm 0.01(\text{sys})$
$Z + jets$	$0.34 \pm 0.07(\text{stat}) \pm 0.16(\text{sys})$
Total background:	$0.92 \pm 0.07(\text{stat}) \pm 0.15(\text{sys})$
Total data:	2

### 2.1 The process $WZ \rightarrow \nu ll$

The WZ process, see figure 1, is particularly interesting among the dibosons. Since it could not be produced at tree level at LEP we have so far no direct experimental measurement of the WWZ vertex. Furthermore, the absence of interference with other triple gauge vertices at tree level makes this channel unique since it can provide a unambiguous handle on the WWZ couplings in case of any observed anomaly that needs to be disentangled in e.g. the WW production.

A new CDF search for WZ to leptons has been made using data equivalent to 825/pb of integrated luminosity of proton-antiproton collisions at  $\sqrt{s} = 1.96$  TeV. The events are triggered by a lepton (isolated electron or muon) with at least 20 GeV transverse momentum. Two more leptons are then required with at least 10 GeV transverse momentum. A neutrino like signature is selected by requiring at least 25 GeV, see figure 2, of missing transverse energy. One Z is selected by one opposite sign lepton pair within the dilepton mass  $76 < M_{ll} < 106$  GeV, see figure 3, and ZZ events are vetoed by removing events with tracks that falls within  $76 < M_{trk,l} < 106$  GeV using the remaining unmatched lepton. Due to the specific multilepton signature the selected candidates have a relatively small expected background contamination. An overview of measured and estimated events are shown in table 2. Only two candidates are observed and a limit is derived on the total cross-section

$$\sigma(p\bar{p} \rightarrow WZ) < 6.4 \text{ pb (95\% C.L.)}.$$

This is intriguingly close to the theoretical NLO value around 4 pb. Limits on the WWZ ATGC have not yet been extracted but we know from a recent and similar D0 measurement<sup>5</sup> (see also the corresponding entry in table 1) that this analysis have the potential to provide strong constraints.

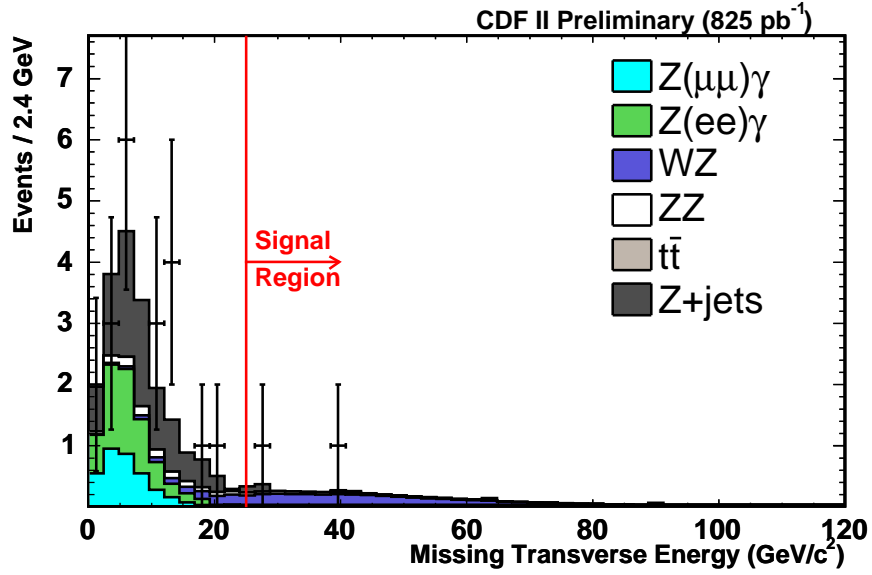


Figure 2: Missing transverse energy in the WZ events. The cut for the signal region is also shown.

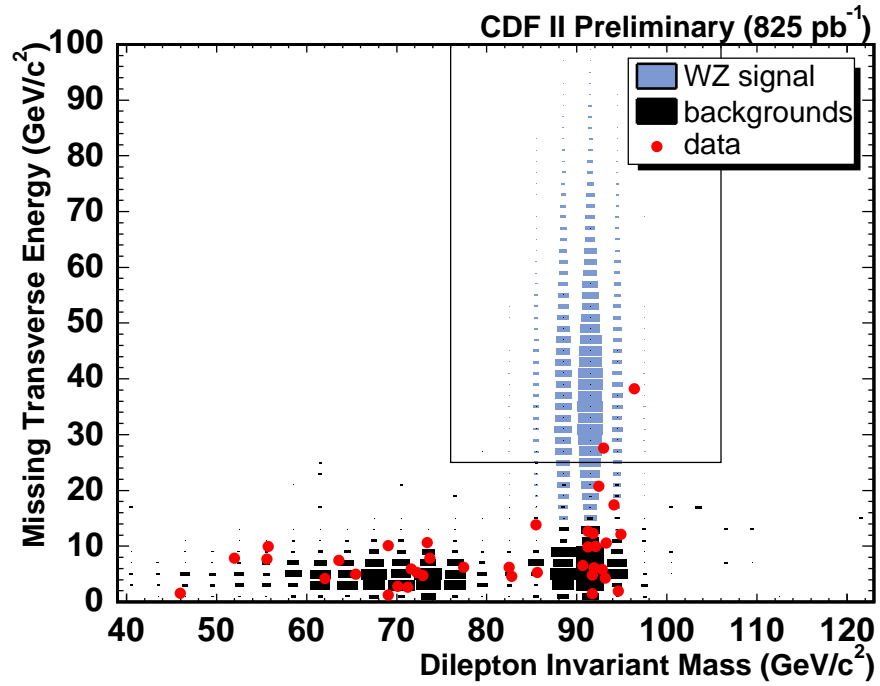


Figure 3: Scatter plot in the missing transverse energy and dilepton mass plane for WZ. Data is compared to expectation.

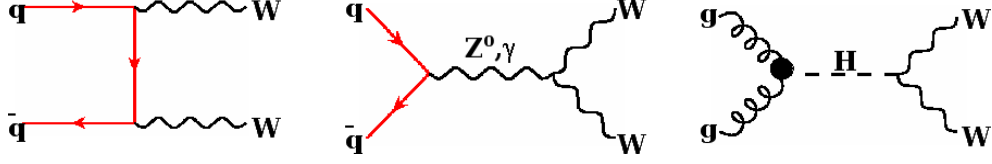


Figure 4: Tree level and LO Higgs graphs for WW.

Table 3: Measured and expected number of events for WW+WZ to leptons, missing transverse energy and jets at CDF using 350/pb of data.

Process	Uncertainty	Events
$WW$	15%	142.0
$WZ$	15%	18.2
$W + jets$	20%	6261.0
$Multijets$	40%	263.4
$W(\tau) + jets$	20%	171.0
$Z + jets$	20%	154.0
$t\bar{t}$	25%	171.6
$t(t - ch)$	25%	14.4
$t(s - ch)$	25%	8.2

## 2.2 The process $WW + WZ \rightarrow l\nu jj$

Semi-leptonic decay modes of WW events have yet not been observed at hadron colliders, see figure 4 where one of the bosons decays into quarks and the other one into leptons. The reconstruction is challenging due to the limited dijet mass resolution of about 10% and the W+jets background which is  $O(100)$  times larger than the signal after event preselection at the Tevatron. Note that events from diagrams in figure 1 (replace the leptonic Z decay with quarks) cannot be excluded, hence they are included in the signal. Still, the hadronic decay modes are interesting since they have larger event yield than the pure leptonic modes and they have the important ability to reconstruct the W transverse momentum which we know is a sensitive handle on the ATGC.

In order to constrain the ATGC and to verify the SM rate a new CDF search for WW+WZ to leptons, missing transverse energy and jets has been made using data equivalent to 350/pb of integrated luminosity of proton-antiproton collisions at  $\sqrt{s} = 1.96$  TeV. The events are triggered by an isolated lepton with 25 GeV transverse energy (20 GeV transverse momentum for muons). An inclusive set of leptonic W decays is selected by requiring the missing transverse energy to be at least 25 GeV. The events selection then proceeds by requiring two jets with at least 15 GeV transverse energy and with a dijet mass in the range  $32 < M_{jj} < 184$  GeV. An additional cut on the W transverse mass below 25 GeV is applied to reduce the multijet background. Also proximity cuts are applied among the lepton and jets. However care must be taken not to reject narrow jets since the interesting high transverse momentum boson have narrow jets due to the boost. The expected number of events is shown in table 3.

Since the theoretical uncertainty on the W+jets background is huge we extract the WW+WZ signal by assuming the SM ratio between WW/WZ and fit the expected signal and background dijet mass shapes to data, see figure 5. The fit gives 109 signal events and an statistical uncertainty of 110 events. Systematic uncertainties contributes with an additional 54 events. From this we estimate the upper limit on the WW+WZ cross-section to be

$$\sigma(p\bar{p} \rightarrow WW + WZ) < 36 \text{ pb.}$$

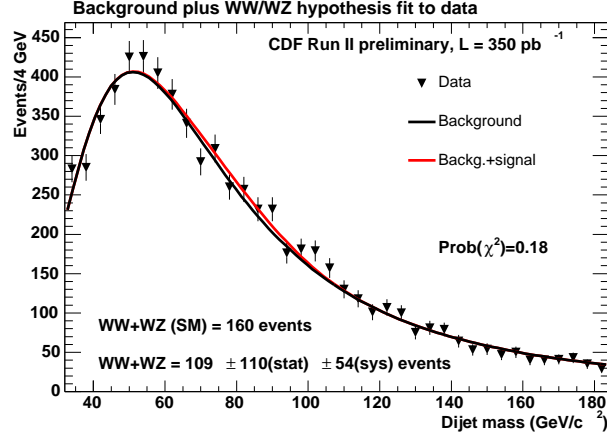


Figure 5: WW+WZ signal and background dijet mass spectrum shape fitted to the measured data. This is used for estimating the total cross-section.

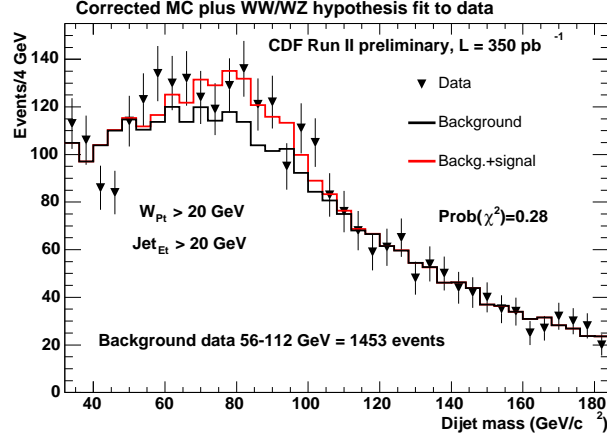


Figure 6: WW+WZ signal and background dijet mass spectrum shape fit with cuts used for estimating the ATGC background.

The SM expectation is 16 pb.

The ATGC are extracted from the signal region defined to be the dijet mass window  $56 < m_{jj} < 112$  GeV. The fit and extra cuts used for estimating the ATGC background events are shown in figure 6. The actual ATGC limits are given by a binned likelihood fit to the W transverse momentum, see figure 7. For completeness we also show the transverse cluster mass which is a good estimator of  $\hat{s}$  in the event and a probe for unexpected resonances. Finally the 2D ATGC limits in the  $(\Delta\kappa, \lambda)$  plane is shown in figure 8. The corresponding 1D limits where one of the parameters are fixed to zero are

$$-0.51 < \Delta\kappa < 0.44$$

$$-0.28 < \lambda < 0.28$$

This is with a form factor cut-off  $\Lambda = 1.5$  TeV. Previous limits in a comparable channel are from D0 and Run I<sup>6</sup>. The quoted limits are

$$-0.56 < \Delta\kappa < 0.75$$

$$-0.42 < \lambda < 0.44$$

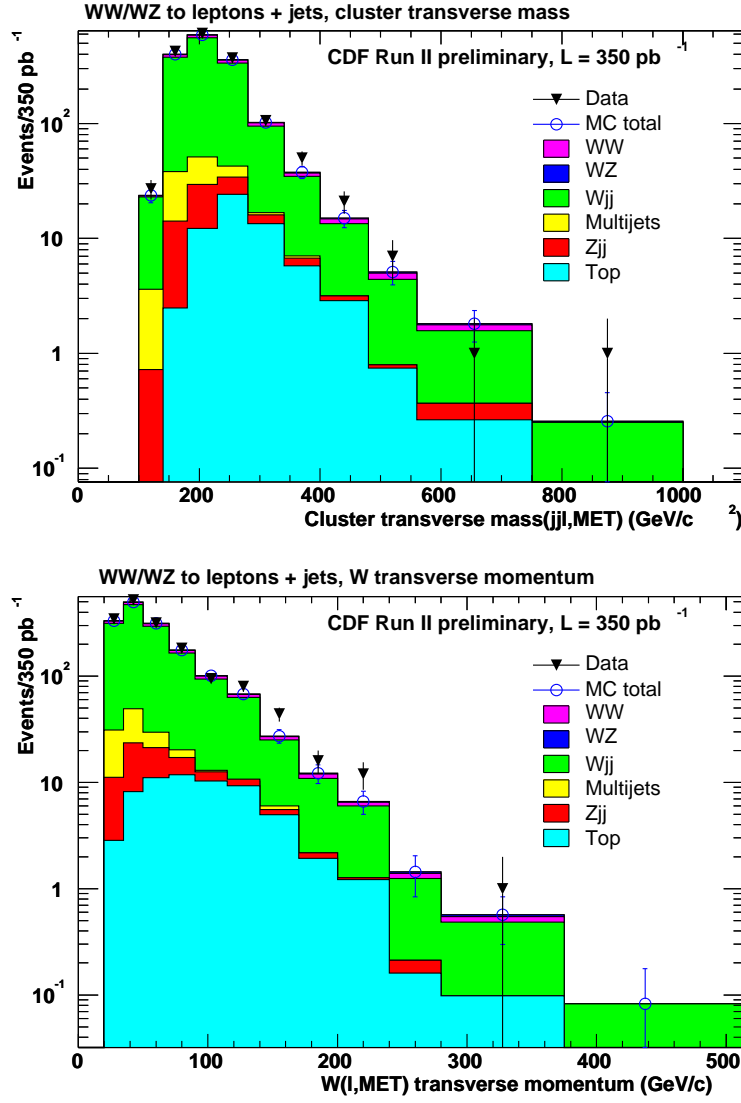


Figure 7: Cluster transverse mass (upper plot) and W transverse momentum (lower plot).

## Acknowledgments

I want to thank the Moriond organizers for providing an exceptionally stimulating conference environment. Also a big thanks to my colleagues and collaborators at the D0 and CDF experiments.

## References

1. M. S. Chanowitz, Czech. J. Phys. **55** (2005) B45 [arXiv:hep-ph/0412203].
2. R. Bruneliere, Eur. Phys. J. C **33** (2004) S709.
3. K. Hagiwara, J. Woodside and D. Zeppenfeld, Phys. Rev. D **41** (1990) 2113.
4. J. M. Butterworth, B. E. Cox and J. R. Forshaw, Phys. Rev. D **65** (2002) 096014 [arXiv:hep-ph/0201098].
5. V. M. Abazov *et al.* [D0 Collaboration], Phys. Rev. Lett. **95** (2005) 141802 [arXiv:hep-ex/0504019].

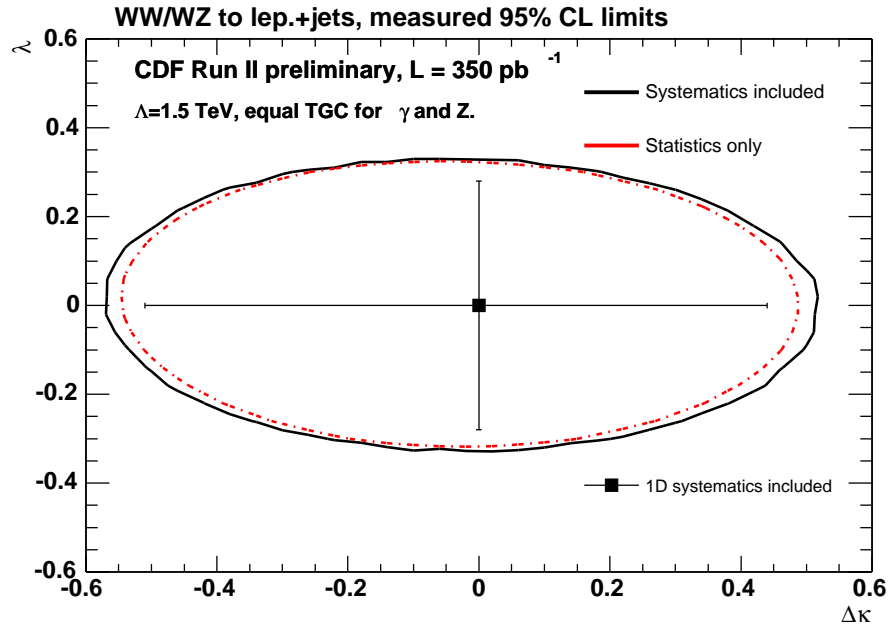


Figure 8: ATGC limits extracted from the W transverse momentum in WW+WZ to lepton + jets events. The 1D limit shows the case when one of the parameters is fixed to zero.

6. B. Abbott *et al.* [D0 Collaboration], Phys. Rev. D **62** (2000) 052005 [arXiv:hep-ex/9912033].