



K. Abe,⁹ K. Abe,⁴⁸ I. Adachi,⁹ H. Aihara,⁵⁰ Y. Asano,⁵⁵ T. Aushev,¹⁴ T. Aziz,⁴⁶
 S. Bahinipati,⁵ A. M. Bakich,⁴⁵ M. Barbero,⁸ I. Bedny,² U. Bitenc,¹⁵ I. Bizjak,¹⁵ A. Bozek,²⁹
 M. Bračko,^{22,15} J. Brodzicka,²⁹ T. E. Browder,⁸ P. Chang,²⁸ Y. Chao,²⁸ A. Chen,²⁶
 K.-F. Chen,²⁸ W. T. Chen,²⁶ B. G. Cheon,⁴ R. Chistov,¹⁴ Y. Choi,⁴⁴ Y. K. Choi,⁴⁴
 A. Chuvikov,³⁸ J. Dalseno,²³ M. Danilov,¹⁴ M. Dash,⁵⁶ J. Dragic,⁹ A. Drutskoy,⁵
 S. Eidelman,² S. Fratina,¹⁵ N. Gabyshev,² T. Gershon,⁹ A. Go,²⁶ G. Gokhroo,⁴⁶
 B. Golob,^{21,15} A. Gorišek,¹⁵ H. C. Ha,¹⁷ T. Hara,³⁴ Y. Hasegawa,⁴³ N. C. Hastings,⁵⁰
 K. Hayasaka,²⁴ H. Hayashii,²⁵ M. Hazumi,⁹ T. Hokuue,²⁴ Y. Hoshi,⁴⁸ S. Hou,²⁶
 W.-S. Hou,²⁸ Y. B. Hsiung,²⁸ T. Iijima,²⁴ A. Imoto,²⁵ K. Inami,²⁴ A. Ishikawa,⁹ R. Itoh,⁹
 M. Iwasaki,⁵⁰ Y. Iwasaki,⁹ P. Kapusta,²⁹ N. Katayama,⁹ H. Kawai,³ T. Kawasaki,³¹
 N. Kent,⁸ H. R. Khan,⁵¹ H. Kichimi,⁹ S. K. Kim,⁴² S. M. Kim,⁴⁴ K. Kinoshita,⁵
 S. Korpar,^{22,15} P. Križan,^{21,15} P. Krokovny,² R. Kulasiri,⁵ C. C. Kuo,²⁶ A. Kuzmin,²
 Y.-J. Kwon,⁵⁷ S. E. Lee,⁴² T. Lesiak,²⁹ A. Limosani,⁹ S.-W. Lin,²⁸ D. Liventsev,¹⁴
 F. Mandl,¹³ T. Matsumoto,⁵² A. Matyja,²⁹ W. Mitaroff,¹³ K. Miyabayashi,²⁵ H. Miyake,³⁴
 H. Miyata,³¹ Y. Miyazaki,²⁴ T. Nagamine,⁴⁹ E. Nakano,³³ M. Nakao,⁹ Z. Natkaniec,²⁹
 S. Nishida,⁹ O. Nitoh,⁵³ T. Ohshima,²⁴ T. Okabe,²⁴ S. Okuno,¹⁶ S. L. Olsen,⁸
 W. Ostrowicz,²⁹ H. Ozaki,⁹ H. Palka,²⁹ C. W. Park,⁴⁴ H. Park,¹⁹ K. S. Park,⁴⁴ L. S. Peak,⁴⁵
 R. Pestotnik,¹⁵ L. E. Piilonen,⁵⁶ A. Poluektov,² M. Rozanska,²⁹ Y. Sakai,⁹ N. Satoyama,⁴³
 T. Schietinger,²⁰ O. Schneider,²⁰ J. Schümann,²⁸ C. Schwanda,¹³ A. J. Schwartz,⁵
 R. Seidl,³⁹ M. E. Sevir,²³ H. Shibuya,⁴⁷ J. B. Singh,³⁵ A. Somov,⁵ R. Stamen,⁹ S. Stanić,³²
 M. Starič,¹⁵ T. Sumiyoshi,⁵² S. Suzuki,⁴⁰ S. Y. Suzuki,⁹ F. Takasaki,⁹ K. Tamai,⁹
 N. Tamura,³¹ M. Tanaka,⁹ G. N. Taylor,²³ Y. Teramoto,³³ X. C. Tian,³⁶ K. Trabelsi,⁸
 T. Tsuboyama,⁹ T. Tsukamoto,⁹ T. Uglov,¹⁴ S. Uno,⁹ P. Urquijo,²³ G. Varner,⁸ S. Villa,²⁰
 C. H. Wang,²⁷ M.-Z. Wang,²⁸ Y. Watanabe,⁵¹ E. Won,¹⁷ Q. L. Xie,¹¹ A. Yamaguchi,⁴⁹
 M. Yamauchi,⁹ L. M. Zhang,⁴¹ Z. P. Zhang,⁴¹ V. Zhilich,² and D. Zürcher²⁰

(The Belle Collaboration)

¹*Aomori University, Aomori*

²*Budker Institute of Nuclear Physics, Novosibirsk*

³*Chiba University, Chiba*

⁴*Chonnam National University, Kwangju*

⁵*University of Cincinnati, Cincinnati, Ohio 45221*

⁶*University of Frankfurt, Frankfurt*

⁷*Gyeongsang National University, Chinju*

⁸*University of Hawaii, Honolulu, Hawaii 96822*

⁹*High Energy Accelerator Research Organization (KEK), Tsukuba*

¹⁰*Hiroshima Institute of Technology, Hiroshima*

- ¹¹*Institute of High Energy Physics,
Chinese Academy of Sciences, Beijing*
- ¹²*Institute of High Energy Physics, Protvino*
- ¹³*Institute of High Energy Physics, Vienna*
- ¹⁴*Institute for Theoretical and Experimental Physics, Moscow*
- ¹⁵*J. Stefan Institute, Ljubljana*
- ¹⁶*Kanagawa University, Yokohama*
- ¹⁷*Korea University, Seoul*
- ¹⁸*Kyoto University, Kyoto*
- ¹⁹*Kyungpook National University, Taegu*
- ²⁰*Swiss Federal Institute of Technology of Lausanne, EPFL, Lausanne*
- ²¹*University of Ljubljana, Ljubljana*
- ²²*University of Maribor, Maribor*
- ²³*University of Melbourne, Victoria*
- ²⁴*Nagoya University, Nagoya*
- ²⁵*Nara Women's University, Nara*
- ²⁶*National Central University, Chung-li*
- ²⁷*National United University, Miao Li*
- ²⁸*Department of Physics, National Taiwan University, Taipei*
- ²⁹*H. Niewodniczanski Institute of Nuclear Physics, Krakow*
- ³⁰*Nippon Dental University, Niigata*
- ³¹*Niigata University, Niigata*
- ³²*Nova Gorica Polytechnic, Nova Gorica*
- ³³*Osaka City University, Osaka*
- ³⁴*Osaka University, Osaka*
- ³⁵*Panjab University, Chandigarh*
- ³⁶*Peking University, Beijing*
- ³⁷*University of Pittsburgh, Pittsburgh, Pennsylvania 15260*
- ³⁸*Princeton University, Princeton, New Jersey 08544*
- ³⁹*RIKEN BNL Research Center, Upton, New York 11973*
- ⁴⁰*Saga University, Saga*
- ⁴¹*University of Science and Technology of China, Hefei*
- ⁴²*Seoul National University, Seoul*
- ⁴³*Shinshu University, Nagano*
- ⁴⁴*Sungkyunkwan University, Suwon*
- ⁴⁵*University of Sydney, Sydney NSW*
- ⁴⁶*Tata Institute of Fundamental Research, Bombay*
- ⁴⁷*Toho University, Funabashi*
- ⁴⁸*Tohoku Gakuin University, Tagajo*
- ⁴⁹*Tohoku University, Sendai*
- ⁵⁰*Department of Physics, University of Tokyo, Tokyo*
- ⁵¹*Tokyo Institute of Technology, Tokyo*
- ⁵²*Tokyo Metropolitan University, Tokyo*
- ⁵³*Tokyo University of Agriculture and Technology, Tokyo*
- ⁵⁴*Toyama National College of Maritime Technology, Toyama*
- ⁵⁵*University of Tsukuba, Tsukuba*
- ⁵⁶*Virginia Polytechnic Institute and State University, Blacksburg, Virginia 24061*

Abstract

We report a study of the modes $B^\pm \rightarrow DK^\pm$ and $B^\pm \rightarrow D^*K^\pm$ where $D^{(*)}$ decays to CP eigenstates. The data sample used contains 275×10^6 $B\bar{B}$ events at the $\Upsilon(4S)$ resonance collected by the Belle detector at the KEKB energy-asymmetric e^+e^- collider. The CP asymmetries obtained for $D_{CP}K$ are: $\mathcal{A}_1 = 0.06 \pm 0.14(\text{stat}) \pm 0.05(\text{sys})$, $\mathcal{A}_2 = -0.12 \pm 0.23(\text{stat}) \pm 0.05(\text{sys})$ and for D_{CP}^*K : $\mathcal{A}_1^* = -0.20 \pm 0.22(\text{stat}) \pm 0.04(\text{sys})$, $\mathcal{A}_2^* = 0.13 \pm 0.47(\text{stat}) \pm 0.08(\text{sys})$.

PACS numbers: 14.40.Nd, 13.25.Hw, 11.30.Er, 12.15.Hh

Measurements of the decay rates of $B^\pm \rightarrow D^{(*)}K^\pm$ provide a theoretically clean method for extracting the Unitarity Triangle angle ϕ_3 , an angle in the Cabibbo-Kobayashi-Maskawa (CKM) quark mixing matrix [1]. Since both a D^0 and a \bar{D}^0 can decay into the same CP eigenstate (D_{CP} , or D_1 for a CP -even state and D_2 for a CP -odd state), the $b \rightarrow c$ and $b \rightarrow u$ processes shown in Fig. 1 interfere [2] in the $B^\pm \rightarrow D_{CP}K^\pm$ decay channel. This interference may lead to direct CP violation. To measure D meson decays to CP eigenstates a large number of B meson decays is required since the branching fractions to these modes are of order 1%. To extract ϕ_3 , the following observables sensitive to CP violation must be measured: the asymmetries

$$\mathcal{A}_{1,2} \equiv \frac{\mathcal{B}(B^- \rightarrow D_{1,2}K^-) - \mathcal{B}(B^+ \rightarrow D_{1,2}K^+)}{\mathcal{B}(B^- \rightarrow D_{1,2}K^-) + \mathcal{B}(B^+ \rightarrow D_{1,2}K^+)} \quad (1)$$

$$= \frac{2r \sin \delta' \sin \phi_3}{1 + r^2 + 2r \cos \delta' \cos \phi_3} \quad (2)$$

and the double ratios

$$\mathcal{R}_{1,2} \equiv \frac{R^{D_{1,2}}}{R^{D^0}} = 1 + r^2 + 2r \cos \delta' \cos \phi_3 \quad (3)$$

$$\delta' = \begin{cases} \delta & \text{for } D_1 \\ \delta + \pi & \text{for } D_2 \end{cases} \quad (4)$$

The ratios $R^{D_{1,2}}$ and R^{D^0} are defined as

$$R^{D_{1,2}} = \frac{\mathcal{B}(B^- \rightarrow D_{1,2}K^-) + \mathcal{B}(B^+ \rightarrow D_{1,2}K^+)}{\mathcal{B}(B^- \rightarrow D_{1,2}\pi^-) + \mathcal{B}(B^+ \rightarrow D_{1,2}\pi^+)}$$

$$R^{D^0} = \frac{\mathcal{B}(B^- \rightarrow D^0K^-) + \mathcal{B}(B^+ \rightarrow \bar{D}^0K^+)}{\mathcal{B}(B^- \rightarrow D^0\pi^-) + \mathcal{B}(B^+ \rightarrow \bar{D}^0\pi^+)}$$

where $r \equiv |A(B^- \rightarrow \bar{D}^0K^-)/A(B^- \rightarrow D^0K^-)|$ is the ratio of the magnitudes of the two tree diagrams shown in Fig. 1, δ is their strong-phase difference. The ratio r is given by the product of CKM factors and a color suppression factor, that characterizes the magnitude of CP asymmetry. The asymmetries and double ratios can be calculated for D^* in a similar manner (notation $\mathcal{A}_{1,2}^*$ and $\mathcal{R}_{1,2}^*$). Here we have assumed that mixing and CP violation in the neutral D meson system can be neglected.

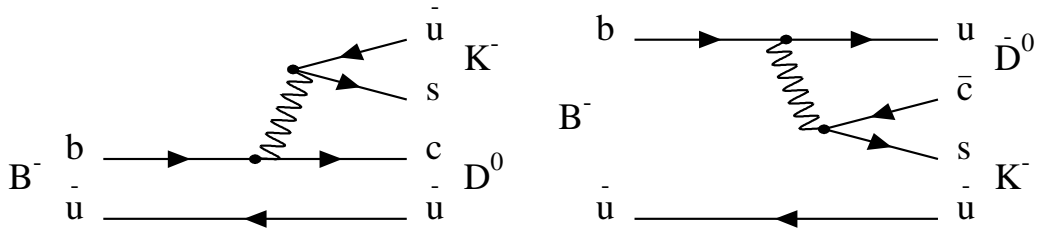


FIG. 1: Feynman diagrams for $B^- \rightarrow D^0K^-$ and $B^- \rightarrow \bar{D}^0K^-$.

Previously, Belle [3] and BaBar [4] reported the observation of the decays $B^- \rightarrow D_1 K^-$ and $B^- \rightarrow D_2 K^-$. BaBar [5] also reported the observation of the decay $B^- \rightarrow D_1^* K^-$. This paper reports more precise measurements of the $B^- \rightarrow D_{CP} K^-$ channels, superseding our previous result, and a study of the decays $B^- \rightarrow D_1^* K^-$ and $B^- \rightarrow D_2^* K^-$ with a data sample corresponding to $275 \times 10^6 B\bar{B}$ pairs.

The Belle detector is a large-solid-angle magnetic spectrometer that consists of a silicon vertex detector (SVD), a 50-layer central drift chamber (CDC), an array of aerogel threshold Čerenkov counters (ACC), a barrel-like arrangement of time-of-flight scintillation counters (TOF), and an electromagnetic calorimeter (ECL) comprised of CsI(Tl) crystals located inside a superconducting solenoid coil that provides a 1.5 T magnetic field. An iron flux-return located outside of the coil is instrumented to detect K_L^0 mesons and to identify muons (KLM). The detector is described in detail elsewhere [6].

D^0 mesons are reconstructed in the Cabibbo-favored modes (D_f) [7]: $K^- \pi^+$, CP -even modes (D_1): $K^+ K^-$, $\pi^- \pi^+$ and CP -odd modes (D_2): $K_S^0 \pi^0$, $K_S^0 \omega$, $K_S^0 \phi$.

Neutral pions are reconstructed from pairs of photons, selected in the invariant mass range $118 \text{ MeV}/c^2 < M(\gamma\gamma) < 150 \text{ MeV}/c^2$, corresponding to a $\pm 2.5\sigma$ window, where σ is the π^0 mass resolution. Each photon is required to have energy greater than 30 MeV in the laboratory frame, and also in this frame the pion candidate's momentum must exceed 0.5 (0.1) GeV/ c for the $K_S^0 \pi^0$ ($K_S^0 \omega$) mode. The π^0 candidates are kinematically constrained to the nominal π^0 mass.

Each charged track not coming from a K_S^0 candidate is required to be consistent with coming from the interaction point (IP). For each charged track, information from the ACC, TOF and CDC is used to identify the particle (PID) as either a pion or kaon via the K/π likelihood ratio $P(K/\pi) = L_K/(L_K + L_\pi)$, where L_K and L_π are kaon and pion likelihoods. With the exception of the prompt kaon from the B meson decay (“fast track”), all kaon candidates must satisfy the PID requirement, $P(K/\pi) > 0.3$. This requirement selects kaons with an efficiency of 92% and a pion misidentification rate of 18%.

The K_S^0 candidates are formed from two oppositely charged pions with an invariant mass required to be within 8.5 MeV/ c^2 of the nominal mass ($\sim 3\sigma$). The ϕ meson is reconstructed from two oppositely charged kaons in a mass window $|M(K^+ K^-) - m_\phi| < 10 \text{ MeV}/c^2$. ω mesons are reconstructed from $\pi^+ \pi^- \pi^0$ combinations in the mass window $0.757 \text{ GeV}/c^2 < M(\pi^+ \pi^- \pi^0) < 0.82 \text{ GeV}/c^2$; a loose requirement of $P(K/\pi) < 0.9$ is applied to the charged pions in the ω candidate.

For the D candidates, a 3σ mass requirement is applied, where σ is the D mass resolution which ranges from 5 to 12 MeV. D^* candidates are reconstructed in the $D\pi^0$ decay channel depending on the decay channel. The mass difference between D^* and D candidates is required to be within 2.8 MeV/ c^2 ($\sim 3\sigma$). B meson candidates are formed by combining the $D^{(*)}$ candidates with one charged track (denoted h^\pm). The signal is identified by two kinematic variables: the beam-constrained mass M_{bc} and the energy difference ΔE calculated in the $\Upsilon(4S)$ center of mass (CM) frame, $M_{bc} \equiv \sqrt{E_{\text{beam}}^2 - |\vec{p}_D + \vec{p}_h|^2}$ and $\Delta E \equiv E_D + E_h - E_{\text{beam}}$, where E_{beam} is the beam energy, \vec{p}_D and E_D are the momentum and energy of the D^0 candidate and \vec{p}_h and E_h are the momentum and energy of the K^-/π^- candidate assuming the pion mass. With this definition, $B^- \rightarrow D^0 \pi^-$ events peak at $\Delta E = 0$, while $B^- \rightarrow D^0 K^-$ events peak around $\Delta E = -49 \text{ MeV}$. Signal candidates are selected with $M_{bc} > 5.2 \text{ GeV}/c^2$ and $|\Delta E| < 0.2 \text{ GeV}$. The experimental resolution for M_{bc} is approximately 3 MeV, dominated by the beam energy spread. The ΔE resolution is typically 10 MeV for all-charged-particle final states (D_1 modes). For final states with pho-

tons or neutral pions, the ΔE resolution becomes broader and somewhat skewed to negative values.

Event topology is used to distinguish $B\bar{B}$ events from continuum background. At the $\Upsilon(4S)$, the two B mesons are produced nearly at rest so these events tend to be spherical, whereas continuum events have a two-jet topology. We construct a Fisher discriminant [8] of modified Fox-Wolfram moments called the Super-Fox-Wolfram (SFW) [9], where the Fisher coefficients are optimized by maximizing the separation between $B\bar{B}$ events and continuum events. The angle in the CM frame between the B flight direction and the beam axis, $\cos\theta_B$, is also used. These two independent variables (SFW and $\cos\theta_B$) are combined to form a likelihood ratio: $\mathcal{R} = L_{\text{sig}}/(L_{\text{sig}} + L_{\text{cont}})$, where L_{sig} and L_{cont} are defined as the product of SFW and $\cos\theta_B$ likelihood. The \mathcal{R} requirement is optimized for each submode of DK and D^*K using $N_S/\sqrt{N_S + N_B}$, where $N_S(N_B)$ is the number of signal (background) events in the signal region (the coefficients used for the Fisher discriminant are common to all the sub-modes). Since the continuum background is negligible for the $K_S^0\phi$ mode, we do not apply an \mathcal{R} requirement.

For events with more than one candidate (1%–2% for all modes, except for $K_S^0\omega$, $\sim 10\%$), a single candidate is selected on the basis of a χ^2 determined from the difference between the measured and nominal values of masses (D , D^* , K_S^0 , ω , ϕ masses) and then the highest \mathcal{R} value.

Signal yields are obtained from fitting the ΔE distributions for $5.27 \text{ GeV}/c^2 < M_{\text{bc}} < 5.29 \text{ GeV}/c^2$. The PID for the fast π or K is used to distinguish between $D^{(*)}\pi$ and $D^{(*)}K$ modes (with a requirement $P(K/\pi) > 0.8$ for $D^{(*)}K$, which selects kaons with an efficiency of 80% and a pion misidentification rate of 7%, and the remainder as $D^{(*)}\pi$). Signal peaks are fitted with double Gaussians. Shifts in the mean position and differences in resolution seen between Monte Carlo (MC) and data in $D\pi$ are used to correct the DK fits in data. The continuum background is modeled by a first order polynomial whose slope is obtained from the M_{bc} sideband ($M_{\text{bc}} < 5.25 \text{ GeV}/c^2$). Backgrounds from B meson decays are modeled by large MC samples using a smoothed histogram. When statistics are small, as is the case in D^*K , shapes from $D^*\pi$ are used directly.

Backgrounds are studied using MC samples for known backgrounds and D^0 sidebands in data. A peaking background is found for $B \rightarrow DK$ (where $D \rightarrow \pi\pi$) coming from $B \rightarrow D\pi$ ($D \rightarrow K\pi$), which is suppressed by making a 3σ mass requirement on the $K\pi$ invariant mass.

For DK , in the K^+K^- and $\pi^+\pi^-$ modes, clear peaks are seen in the D mass sideband, defined as $1.80 \text{ GeV}/c^2 < M(hh) < 1.83 \text{ GeV}/c^2$ and $1.90 \text{ GeV}/c^2 < M(hh) < 1.93 \text{ GeV}/c^2$, where h is a charged kaon or pion. These peaks come from the $B \rightarrow KKK$ and $B \rightarrow K\pi\pi$ modes, respectively. The yields obtained (63.5 ± 7.5 events) are in agreement with the results of a dedicated study of these channels [10] and allow an estimate of the peaking backgrounds for these modes. The sidebands are scaled (factor 0.5) and subtracted from the yields of D_1 , and hence are taken into account in the asymmetries and double ratios defined in Eqns. 1-3. Note that such effects are not seen in $B \rightarrow D^*K$ since the D^* provides an extra constraint to reduce these backgrounds.

Backgrounds in the D_2 modes, $K_S^0\omega$ and $K_S^0\phi$, need careful consideration because they can be modes of non- CP or with opposite CP (opposite asymmetry) to the mode considered. Possible backgrounds to $K_S^0\omega$ include non- CP modes $K_S^0\pi\pi\pi^0$ and $K^*\rho$, and backgrounds to $K_S^0\phi$ include non- CP modes $a_0^\pm(980)K^\mp$, K_S^0KK , and opposite CP modes $K_S^0a_0^0(980)$ and $K_S^0f_0(980)$. To determine contributions from these backgrounds, the data ΔE distributions

for $D\pi$ modes are fitted in bins of ω or ϕ helicity angle. The helicity angle θ_{hel} for ϕ (ω) is defined as the angle between one of the kaons from ϕ (the normal to the ω decay plane) and D momentum in the ϕ (ω) rest frame. The yields as a function of helicity angle are then fitted allowing for possible contributions from signal and either $K_S^0\pi\pi\pi^0$ and K_S^0KK . The fraction of signal is estimated to be $88.8 \pm 8.4\%$ for $K_S^0\omega$ and $84.0 \pm 12.5\%$ for $K_S^0\phi$. When a helicity requirement ($|\cos\theta_{\text{hel}}| > 0.4$) is imposed to further reduce the backgrounds, these fractions become $92.4 \pm 9.8\%$ for $K_S^0\omega$ and $88.6 \pm 11.1\%$ for $K_S^0\phi$.

The fitted ΔE distributions for positively and negatively charged B meson candidates are shown in Fig. 2. Table I gives the corresponding yields and asymmetries with their statistical uncertainties. The asymmetries in the control samples (D_f) are consistent with zero, as expected. The modes of interest are D_1K and D_2K : the B^+ and B^- yields are used to calculate asymmetries after peaking background subtraction for D_1 . For D_2 modes, the asymmetry is estimated mode by mode and the dilution factor due to the CP content of the background is taken into account, assuming no CP for $K_S^0\omega$ background and opposite CP for $K_S^0\phi$ background.

TABLE I: Yields and asymmetries obtained for Dh and D^*h modes. For D_2 modes, the asymmetry is estimated mode by mode taking into account the CP content of the background.

	ΣB	B^+	B^-	\mathcal{A}
$D_f\pi$	19266 ± 150	9677 ± 103	9521 ± 102	-0.008 ± 0.008
$D_1\pi$	2163 ± 56	1049 ± 38	1124 ± 37	0.035 ± 0.024
$D_2\pi$	2168 ± 61			0.017 ± 0.042
D_fK	1131 ± 41	528 ± 28	603 ± 29	0.066 ± 0.036
D_1K	143.3 ± 21.9	70.2 ± 14.7	79.2 ± 15.7	$0.060 \pm 0.144 \pm 0.046$
D_2K	149.5 ± 19.0			$-0.117 \pm 0.232 \pm 0.049$
$D^*\pi$	5434 ± 101	2756 ± 59	2678 ± 59	-0.014 ± 0.015
$D_1^*\pi$	662 ± 37	338 ± 21	322 ± 21	-0.021 ± 0.045
$D_2^*\pi$	604 ± 38			-0.090 ± 0.084
D^*K	256 ± 22	140 ± 16	117 ± 15	-0.089 ± 0.086
D_1^*K	44 ± 10	27 ± 7	18 ± 7	$-0.200 \pm 0.224 \pm 0.035$
D_2^*K	32.7 ± 10.0			$0.131 \pm 0.466 \pm 0.076$

The yields obtained for D_1^*K and D_2^*K (Fig. 3) are 44 ± 10 and 30.8 ± 10.0 respectively, which correspond to significances of 5.2σ and 3.3σ ($K_S^0\pi^0$ 2.9σ , $K_S^0\omega$ 0.9σ , $K_S^0\phi$ 1.4σ) where the significance is calculated as $\sqrt{-2\ln(\mathcal{L}_0/\mathcal{L}_{\text{max}})}$, where \mathcal{L}_{max} and \mathcal{L}_0 denote the maximum likelihood with the nominal signal yield and with signal yield fixed to 0, respectively.

The sources of systematic errors for the double ratios come from the uncertainty in yield extraction, uncertainty in signal fractions for $K_S^0\omega$ and $K_S^0\phi$ (1%) and the uncertainty in the contributions of peaking background from D sideband data. The uncertainty in yield extraction is estimated by varying the fitting parameters, such as the slope used for continuum or widths and means for Gaussians used for signals by $\pm 1\sigma$ (6%–8%). The uncertainty due to peaking D sidebands is taken from the error on the estimated contribution: 6% for R_1 . These errors are added in quadrature for $D_1^{(*)}$ and $D_2^{(*)}$.

Systematic errors for \mathcal{A} are from intrinsic detector charge asymmetry, measured from the

control samples $B \rightarrow D_f \pi$, (0.02), uncertainty in signal fraction for $K_S^0 \omega$ and $K_S^0 \phi$ (0.01), yield extraction (0.02–0.04) and PID (0.01).

The asymmetries for $D_{1,2}K$, \mathcal{A}_1 and \mathcal{A}_2 , are found to be:

$$\begin{aligned}\mathcal{A}_1 &= 0.06 \pm 0.14(\text{stat}) \pm 0.05(\text{sys}) \\ \mathcal{A}_2 &= -0.12 \pm 0.23(\text{stat}) \pm 0.05(\text{sys}).\end{aligned}$$

The double ratios are:

$$\begin{aligned}R_1 &= 1.13 \pm 0.16(\text{stat}) \pm 0.08(\text{sys}) \\ R_2 &= 1.17 \pm 0.14(\text{stat}) \pm 0.14(\text{sys}).\end{aligned}$$

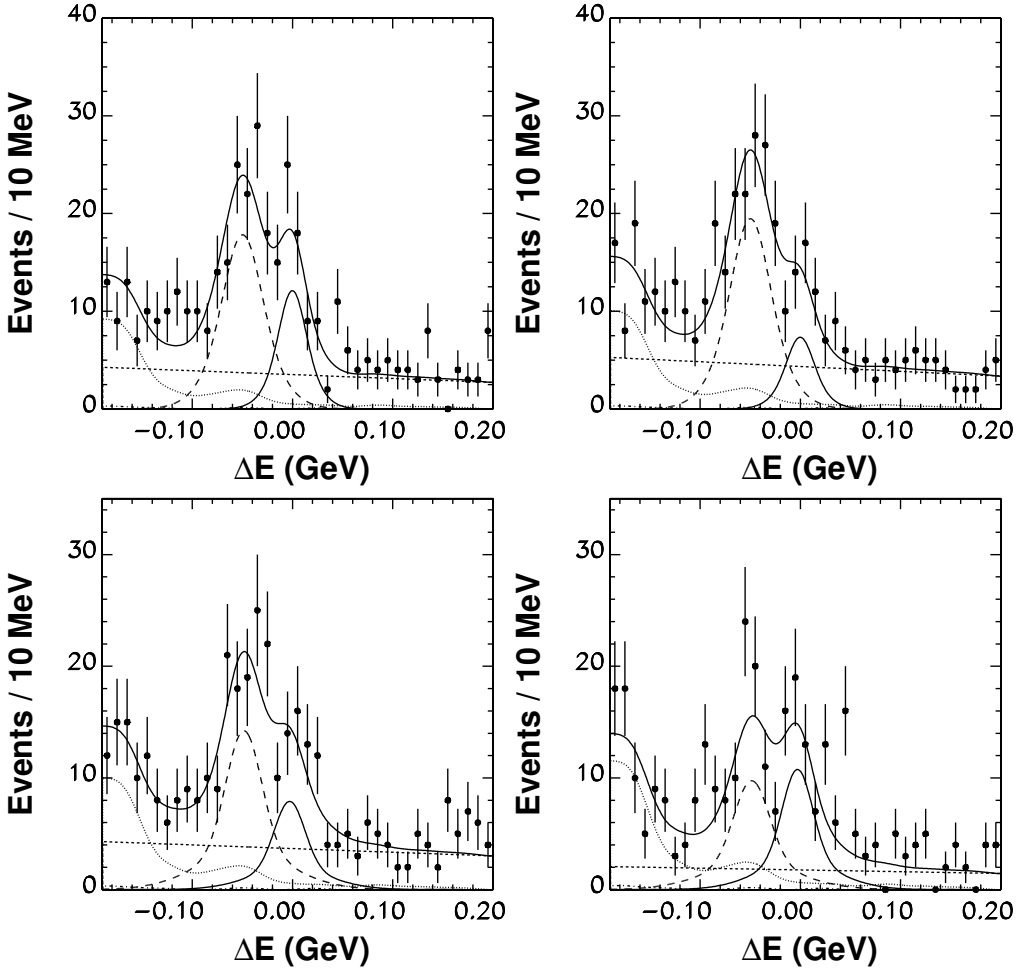


FIG. 2: ΔE distributions for (top left) $B^+ \rightarrow D_1 K^+$, (top right) $B^- \rightarrow D_1 K^-$, (bottom left) $B^+ \rightarrow D_2 K^+$, (bottom right) $B^- \rightarrow D_2 K^-$. Points with error bars are the data and the solid lines show the fit results. The components of the fit are the background from B meson decays (dotted line), the continuum background (dashed), the signal DK (left) and $D\pi$ (right).

The asymmetries for $D_{1,2}^* K$ are found to be:

$$\begin{aligned}\mathcal{A}_1^* &= -0.20 \pm 0.22(\text{stat}) \pm 0.04(\text{sys}) \\ \mathcal{A}_2^* &= 0.13 \pm 0.47(\text{stat}) \pm 0.08(\text{sys}),\end{aligned}$$

where the systematic errors are calculated in a similar way to the Dh case. The double ratios found are:

$$\begin{aligned}R_1^* &= 1.41 \pm 0.25(\text{stat}) \pm 0.06(\text{sys}) \\ R_2^* &= 1.15 \pm 0.31(\text{stat}) \pm 0.12(\text{sys}).\end{aligned}$$

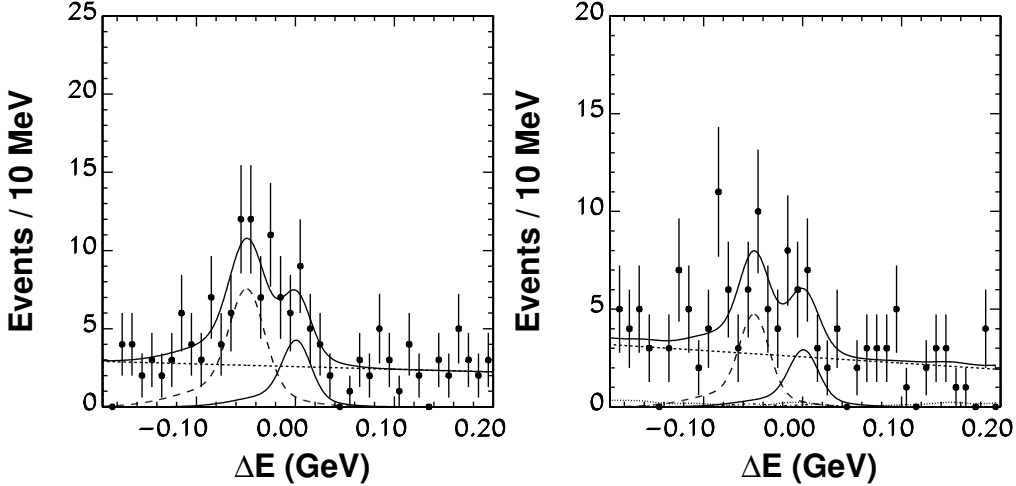


FIG. 3: ΔE distributions for (left) $B^\pm \rightarrow D_1^{*0} K^\pm$ and (right) $B^\pm \rightarrow D_2^{*0} K^\pm$. Points with error bars are the data and the solid lines show the fit results.

For each state such as $B \rightarrow D_{CP} K$ four observables are measured ($\mathcal{A}_1, \mathcal{A}_2, \mathcal{R}_1, \mathcal{R}_2$). Since these are related by $\mathcal{A}_1 \mathcal{R}_1 = -\mathcal{A}_2 \mathcal{R}_2$ there are then only three independent observables and there are also three physics quantities that should be extracted, ϕ_3, r_{DK} and δ_{DK} . These results can be used to constrain ϕ_3 [11] and the addition of modes such as $D_{CP}^* K$ can add further constraints [12].

In summary, using $275 \times 10^6 B\bar{B}$ events this paper reports results from the decays $B^\pm \rightarrow D_{CP} K^\pm$ and $B^\pm \rightarrow D_{CP}^* K^\pm$ where the CP eigenstates are those of the D meson. The partial rate asymmetries $\mathcal{A}_{1,2}$ are measured in both cases and are consistent with zero. The study of $B \rightarrow D_{CP} K$ is made with three times the statistics of previous studies. $B \rightarrow D_1^* K$ and $B \rightarrow D_2^* K$ are observed and their asymmetries and double ratios are also measured.

Acknowledgments

We thank the KEKB group for the excellent operation of the accelerator, the KEK cryogenics group for the efficient operation of the solenoid, and the KEK computer group and the NII for valuable computing and Super-SINET network support. We acknowledge support from MEXT and JSPS (Japan); ARC and DEST (Australia); NSFC (contract No. 10175071, China); DST (India); the BK21 program of MOEHRD and the CHEP SRC program of KOSEF (Korea); KBN (contract No. 2P03B 01324, Poland); MIST (Russia); MESS (Slovenia); NSC and MOE (Taiwan); and DOE (USA).

-
- [1] N. Cabibbo, Phys. Rev. Lett. **10**, 531 (1963); M. Kobayashi and T. Maskawa, Prog. Theor. Phys. **49** 652 (1973).
 - [2] M. Gronau and D. London, Phys. Lett. B **253**, 483 (1991); M. Gronau and D. Wyler, Phys. Lett. B **265**, 172 (1991).
 - [3] K. Abe *et al.* (Belle Collab.), Phys. Rev. Lett. **90**, 131803 (2003); S.K. Swain, T.E. Browder *et al.* (Belle Collab.), Phys. Rev. D **68**, 051101 (2003).
 - [4] B. Aubert *et al.* (BaBar Collab.), Phys. Rev. Lett. **92**, 202002 (2004).
 - [5] B. Aubert *et al.* (BaBar Collab.), Phys. Rev. D **71**, 031102 (2005).
 - [6] A. Abashian *et al.* (Belle Collab.), Nucl. Instr. and Meth. A **479**, 117 (2002).
 - [7] Hereafter, the inclusion of the charge conjugate mode decay is implied unless otherwise stated.
 - [8] R.A. Fisher, Ann. Eugenics **7**, 179 (1936).
 - [9] The Fox-Wolfram moments were introduced in G.C. Fox and S. Wolfram, Phys. Rev. Lett. **41**, 1581 (1978). The Fisher discriminant used by Belle, based on modified Fox-Wolfram moments (*SFW*), is described in K. Abe *et al.* (Belle Collab.), Phys. Rev. Lett. **87**, 101801 (2001).
 - [10] A. Garmash *et al.* (Belle Collab.), Phys. Rev. D **71**, 092003 (2004).
 - [11] J. Charles *et al.* (CKMfitter group), Eur. Phys. J. C **41**, 1 (2005) and the updated results in <http://ckmfitter.in2p3.fr>; M. Bona *et al.* (UTfit group), JHEP **0507**, 028 (2005) and the updated results in <http://www.utfit.org>.
 - [12] D. Atwood and A. Soni, Phys. Rev. D **71**, 013007 (2005).