

Search for the Invisible Decay of Neutrons with KamLAND

T. Araki,¹ S. Enomoto,¹ K. Furuno,¹ Y. Gando,¹ K. Ichimura,¹ H. Ikeda,¹ K. Inoue,¹ Y. Kishimoto,¹ M. Koga,¹ Y. Koseki,¹ T. Maeda,¹ T. Mitsui,¹ M. Motoki,¹ K. Nakajima,¹ K. Nakamura,¹ H. Ogawa,¹ M. Ogawa,¹ K. Owada,¹ J.-S. Ricol,¹ I. Shimizu,¹ J. Shirai,¹ F. Suekane,¹ A. Suzuki,¹ K. Tada,¹ S. Takeuchi,¹ K. Tamae,¹ Y. Tsuda,¹ H. Watanabe,¹ J. Busenitz,² T. Classen,² Z. Djurjic,² G. Keefer,² D.S. Leonard,² A. Piepke,² E. Yakushev,^{2,*} B.E. Berger,³ Y.D. Chan,³ M.P. Decowski,³ D.A. Dwyer,³ S.J. Freedman,³ B.K. Fujikawa,³ J. Goldman,³ F. Gray,³ K.M. Heeger,³ L. Hsu,³ K.T. Lesko,³ K.-B. Luk,³ H. Murayama,³ T. O'Donnell,³ A.W.P. Poon,³ H.M. Steiner,³ L.A. Winslow,³ C. Jillings,⁴ C. Mauger,⁴ R.D. McKeown,⁴ P. Vogel,⁴ C. Zhang,⁴ C.E. Lane,⁵ T. Miletic,⁵ G. Guillian,⁶ J.G. Learned,⁶ J. Maricic,⁶ S. Matsuno,⁶ S. Pakvasa,⁶ G.A. Horton-Smith,⁷ S. Dazeley,⁸ S. Hatakeyama,⁸ A. Rojas,⁸ R. Svoboda,⁸ B.D. Dieterle,⁹ J. Detwiler,¹⁰ G. Gratta,¹⁰ K. Ishii,¹⁰ N. Tolich,¹⁰ Y. Uchida,¹⁰ M. Batygov,¹¹ W. Bugg,¹¹ Y. Efremenko,¹¹ Y. Kamyshev,¹¹ A. Kozlov,¹¹ Y. Nakamura,¹¹ H.J. Karwowski,¹² D.M. Markoff,¹² R.M. Rohm,¹² W. Tornow,¹² R. Wendell,¹² M.-J. Chen,¹³ Y.-F. Wang,¹³ and F. Piquemal¹⁴

(The KamLAND Collaboration)

¹Research Center for Neutrino Science, Tohoku University, Sendai 980-8578, Japan

²Department of Physics and Astronomy, University of Alabama, Tuscaloosa, Alabama 35487, USA

³Physics Department, University of California at Berkeley and

Lawrence Berkeley National Laboratory, Berkeley, California 94720, USA

⁴W. K. Kellogg Radiation Laboratory, California Institute of Technology, Pasadena, California 91125, USA

⁵Physics Department, Drexel University, Philadelphia, Pennsylvania 19104, USA

⁶Department of Physics and Astronomy, University of Hawaii at Manoa, Honolulu, Hawaii 96822, USA

⁷Department of Physics, Kansas State University, Manhattan, Kansas 66506, USA

⁸Department of Physics and Astronomy, Louisiana State University, Baton Rouge, Louisiana 70803, USA

⁹Physics Department, University of New Mexico, Albuquerque, New Mexico 87131, USA

¹⁰Physics Department, Stanford University, Stanford, California 94305, USA

¹¹Department of Physics and Astronomy, University of Tennessee, Knoxville, Tennessee 37996, USA

¹²Triangle Universities Nuclear Laboratory, Durham, North Carolina 27708, USA and

Physics Departments at Duke University, North Carolina State University, and the University of North Carolina at Chapel Hill

¹³Institute of High Energy Physics, Beijing 100039, People's Republic of China

¹⁴CEN Bordeaux-Gradignan, IN2P3-CNRS and University Bordeaux I, F-33175 Gradignan Cedex, France

(Dated: October 31, 2013)

The Kamioka Liquid scintillator Anti-Neutrino Detector (KamLAND) is used in a search for single neutron or two neutron intra-nuclear disappearance that would produce holes in the s -shell energy level of ^{12}C nuclei. Such holes could be created as a result of nucleon decay into invisible modes (inv), e.g. $n \rightarrow 3\nu$ or $nn \rightarrow 2\nu$. The de-excitation of the corresponding daughter nucleus results in a sequence of space and time correlated events observable in the liquid scintillator detector. We report on new limits for one- and two-neutron disappearance: $\tau(n \rightarrow inv) > 5.8 \times 10^{29}$ years and $\tau(nn \rightarrow inv) > 1.4 \times 10^{30}$ years at 90% CL. These results represent an improvement of factors of ~ 3 and $> 10^4$ over previous experiments.

PACS numbers: 13.30.Ce, 11.30.Fs, 14.20.Dh, 29.40.Mc

Baryon number violation is an important signal of physics beyond the Standard Model. Grand unified theories suggest that processes such as $p \rightarrow e^+\pi^0$ and $n \rightarrow K^0\bar{\nu}$ are important but suppressed by powers of the grand unification scale. However, baryon number violation is not limited to grand unified theories. In fact, baryon number is an “accidental” symmetry arising from the pattern of particles in, and renormalizability of, the Standard Model. New particles or new physics such as supersymmetry or extra dimensions might also be the cause of baryon number violation. Moreover, the suppression may only be at the TeV scale, instead of the much higher grand-unified scale.

The Particle Data Group [1] lists more than 70 possible modes of nucleon decay which conserve electric charge, energy-momentum, and angular momentum. Experimental lifetime limits of 10^{30} years for all but a few of these modes have been obtained. The decay modes with the poorest lim-

its are so called “invisible” modes, such as $n \rightarrow \nu$'s and $nn \rightarrow \nu$'s. Invisible modes are dominant in some models [2].

Invisible decay modes involving bound neutrons are potentially detectable even though no energetic charged particles are produced directly in the decay. If we assume that the unobserved decay products carry away most of the neutron rest-mass energy, then the residual nucleus, $^{A-1}_Z\text{X}$ or $^{A-2}_Z\text{X}$, has a hole or holes in the previously occupied shell. Particles emitted in the nuclear de-excitation of the daughter are the experimental signature for the process. Detectability is independent of the specifics of the process as long as the rest-mass energy is carried away by the undetected particles.

The SNO Collaboration established the best single neutron disappearance limit of $\tau(n \rightarrow inv) > 1.9 \times 10^{29}$ years (90% CL) by searching for the de-excitation γ rays following neutron disappearance in ^{16}O [3]. The best limit for two-neutron disappearance, $\tau(nn \rightarrow inv) > 4.9 \times 10^{25}$ y

TABLE I: Branching ratios for the $^{11}\text{C}^*$ ($^{10}\text{C}^*$) [6] de-excitation modes after neutron (two neutron) disappearance from the $s_{1/2}$ -state in ^{12}C and the experimental signature (number of time-correlated hits) for observation of these modes in KamLAND.

Decay mode	Daughter (decay, $T_{1/2}$, and Q_{EC})	Branching ratio %	Exp. sign. (hits)
(n1) $^{11}\text{C}(n)$	$^{10}\text{C}_{gs}(\beta^+; 19.3 \text{ s}, 3.65 \text{ MeV})$	3.0	3
(n2) $^{11}\text{C}(n,\gamma)$	$^{10}\text{C}_{gs}(\beta^+; 19.3 \text{ s}, 3.65 \text{ MeV})$	2.8	3
(nn1) $^{10}\text{C}(n)$	$^9\text{C}(\beta^+, 0.127 \text{ s}, 16.5 \text{ MeV})$	6.2	3
(nn2) $^{10}\text{C}(n,p)$	$^8\text{B}(\beta^+\alpha, 0.77 \text{ s}, 18 \text{ MeV})$	6.0	3

(90% CL), was set by the Borexino Collaboration [4] by searching for possible decays of unstable nuclides resulting from nn disappearance in ^{12}C , ^{13}C , and ^{16}O .

KamLAND, currently the world's largest low-background liquid scintillator (LS) detector (the LS composition is $\text{CH}_{1.97}$), has a low energy threshold ($< 1 \text{ MeV}$) and good energy and spatial resolution, making it well suited for neutron disappearance searches. The LS is contained in a 13-m-diameter transparent nylon-based balloon suspended in non-scintillating purified mineral oil. The scintillator is viewed by 1325 17-inch Hamamatsu and 554 slower 20-inch Hamamatsu photomultiplier tubes (PMTs) mounted on the inner surface of an 18-m-diameter spherical stainless-steel tank. The inactive mineral oil buffer serves as passive shielding against external backgrounds such as ^{208}Tl γ rays coming from the PMT's glass and nearby rocks. A 3200 metric ton water-Cherenkov detector surrounds the stainless-steel sphere, acting as a cosmic-ray muon veto. The muon rate in the central detector is 0.34 Hz. Details of KamLAND can be found elsewhere [5].

In this study, we consider the disappearance of neutrons only from the fully occupied s -shell in ^{12}C leaving the daughter nucleus in a highly excited state. This results in subsequent de-excitation with the emission of secondary particles (p , n , d , α , γ) and the possible further decay of the residual radioactive nuclei. The probabilities for the various de-excitation modes following one- and two-neutron disappearance in ^{12}C were estimated with a statistical nuclear model by Kamyshkov and Kolbe [6]. Some of these modes, producing a sequence of time-and-space-correlated events, are detectable in KamLAND. Here we report on a search for the four decay modes listed in Table I, each producing a correlated triple signal in the detector.

According to Ref. [6], neutrons produced in these modes have energies up to 45 MeV. In the LS, the first scintillation signal arises from neutron-proton elastic scattering, 4.4 MeV γ rays from the inelastic neutron scattering from ^{12}C , and detectable secondaries of other neutron interactions in the scintillator. Neutrons thermalize and capture, mostly on protons ($\tau_{\text{capture}} \sim 210 \mu\text{s}$), producing a second 2.2 MeV γ ray sig-

TABLE II: Top section: Selection criteria used in the neutron (two neutron) disappearance search. Bottom section: detection efficiency ϵ for the decay modes n1, n2, nn1 and nn2 given in Table I.

Quantity	n disappearance	nn disappearance
$R_{1,2,3}$ [m]	5.0	5.5
R_{XY3} [m]	> 1.0	> 1.0
ΔR_{12} [m]	2.0	2.0
ΔR_{13} [m]	0.8	1.0
ΔT_{12} [μs]	0.5 - 1000	0.5 - 1000
ΔT_{13} [s]	0.003 - 70	0.003 - 6
E_1 [MeV]	0.9 - 25	0.9 - 40
E_2 [MeV]	1.8 - 2.6	1.8 - 2.6
E_3 [MeV]	1.5 - 3.8	3.1 - 18.0
$\epsilon_{n1(nn1)}$	0.430 ± 0.027	0.680 ± 0.032
$\epsilon_{n2(nn2)}$	0.651 ± 0.033	0.678 ± 0.032

nal. A third correlated signal comes from the β^+ decay of the residual nuclei (^{10}C , ^9C or ^8B). The correlated triple signal is a powerful tool for identifying these decays in the presence of backgrounds.

The limits presented here are based on data collected between March 5, 2002 and October 31, 2004. Initially, KamLAND had 17-inch PMTs only operational with 22% photo-cathode coverage and $7.3\%/\sqrt{E(\text{MeV})}$ energy resolution. After February 27, 2003 the photo-cathode coverage increased to 34% by including 20-inch PMTs, which improved the energy resolution to $6.2\%/\sqrt{E(\text{MeV})}$. The location of the event in the detector is reconstructed from the arrival times measured with the PMTs. Typical spatial resolution for the reconstruction procedure at the detector center, for a point-like energy deposition, is $\sim 20.6 \text{ cm}$ ($\sim 24.0 \text{ cm}$)/ $\sqrt{E(\text{MeV})}$ with 20-inch (without 20-inch) PMT data. The energy of the event is reconstructed using the number of detected photo-electrons after correcting for position and PMT gain variations. The response of the detector is studied and monitored with periodic deployments of γ ray (^{203}Hg , ^{68}Ge , ^{65}Zn , and ^{60}Co) and neutron sources (Am-Be) along the central vertical axis of the detector. Natural radio-isotopes remaining in the detector materials such as ^{40}K and bismuth-polonium from U/Th chains are also used for calibrations. Because of the external γ ray background, a radial fiducial volume cut of 5 m (5.5 m) for the n (nn) disappearance search is applied. This corresponds to a fiducial mass of 408.5 (543.7) metric tons, corresponding to 3.48×10^{31} (4.63×10^{31}) s -shell neutrons in ^{12}C nuclei. The total livetime, after correction for muon-associated cuts to avoid backgrounds due to muon-spallation events, is 749.8 days (751.4 days) for the 5.0 m (5.5 m) fiducial volume.

The correlated triple event-selection cuts are summarized in Table II. The indices refer to the first, second and third energy deposits (hits) in each candidate event. R is the radial position of the hit, R_{XY} is the distance to the vertical central

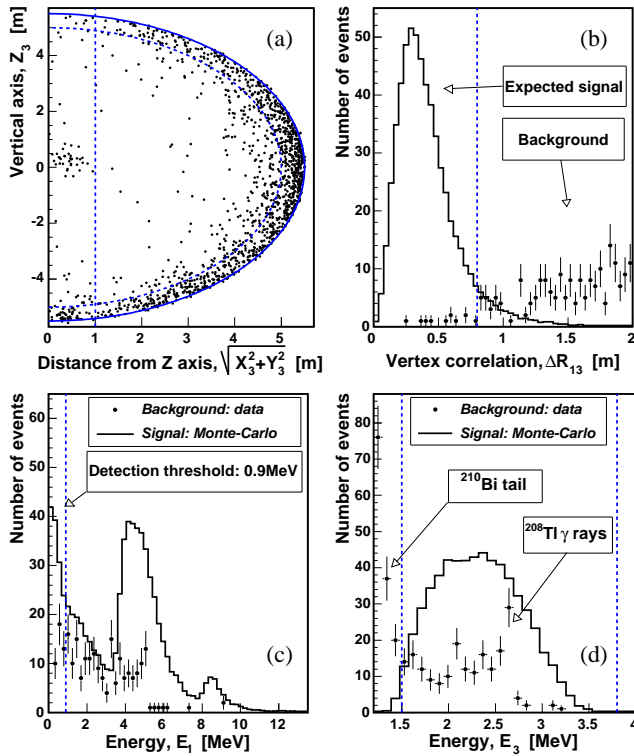


FIG. 1: n disappearance search: (a) correlated triple background events in the 150 s-1000 s off-time window for the 3^{rd} hit inside the 5.5 m detector radius; (b-d) events inside the 5 m fiducial volume and outside of the 1 m cylinder cut around the central axis are compared to the expected signal for $\tau = 4 \times 10^{27}$ y, generated with the Monte-Carlo. Dashed lines indicate cuts used in the data analysis.

axis, E is the reconstructed energy of the hit, ΔR and ΔT are the position and time differences between the hits. After applying all cuts to the dataset, the number of observed n (nn) disappearance candidate events is 1 (0), compatible with the expected background, as discussed next.

No other process is expected to produce triple events with sufficient rates to result in backgrounds for the present search. Backgrounds to the n and nn disappearance search originate from doubly correlated signatures, such as those derived from reactor $\bar{\nu}_e$ events or other processes such as neutrons produced in $^{13}\text{C}(\alpha, n)^{16}\text{O}$ followed by an uncorrelated coincidence within the selection cuts. The third uncorrelated hit is dominated by the tail of the ^{210}Bi β -spectrum and ^{208}Tl γ rays (see Fig. 1d and Fig. 2d). The data analysis cuts were optimized to suppress the accidental coincidence background and to improve the signal/background ratio. For the case of the n disappearance search, Fig. 1a shows the location of the accidental background events within the 5.5 m fiducial volume using a relaxed $\Delta R_{13} < 2$ m cut. Events inside the 5 m fiducial volume and outside of the 1 m cylinder cut around the central axis (to remove background from thermometers positioned at 0 m and ± 5.5 m) are plotted in Fig. 1(b, c and d) to show the position of the selected cuts. Similarly, Fig. 2 illustrates the

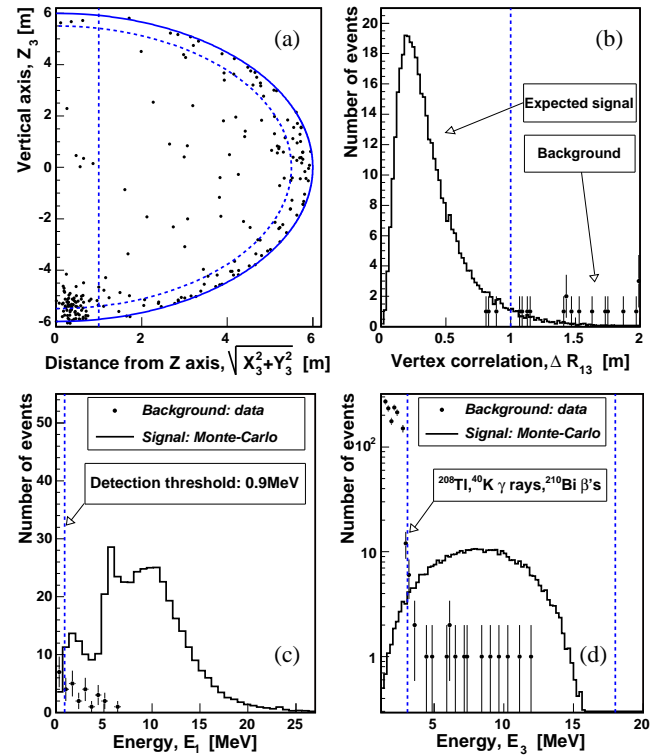


FIG. 2: nn disappearance search: (a) correlated triple background events in the 10 s-1000 s off-time window for the 3^{rd} hit inside 6 m detector radius; (b-d) events inside the 5.5 m fiducial volume and outside of the 1 m cylinder cut around the central axis are compared to the expected signal for $\tau = 10^{28}$ y, generated with the Monte Carlo. Dashed lines indicate cuts used in the data analysis.

selection criteria for the nn disappearance search. To remove the background from muon induced neutrons and after-muon detector activity, a 2 ms veto of the entire detector volume following a muon traversal is applied for the case of the 3^{rd} hit. The β -neutron emitter ^9Li is produced by muon spallation and can give prompt and delayed signals. This background is suppressed by a 2 s veto within a 3 m radius cylinder around a well-reconstructed muon track. The entire volume is vetoed for 2 s following energy depositions with more than 10^6 photo-electrons above what is expected from a minimum ionizing particle or if the muon is not well reconstructed. For n disappearance the accidental background is estimated with a 150 s to 1000 s delayed-coincidence off-time window for the 3^{rd} hit. In the nn disappearance case a 10 s to 1000 s window is used. The number of expected accidental background events in the entire data set for the n disappearance search is 0.82 ± 0.26 . For the nn disappearance search, the significantly greater energy of the 3^{rd} hit (see Fig. 2d) allows selection of the energy threshold cut to be larger than the energy of the main source of background; the number of expected accidentals is 0.018 ± 0.010 events.

The efficiency of the position and energy cuts is calculated using a Monte-Carlo procedure based on the GEANT code [7]

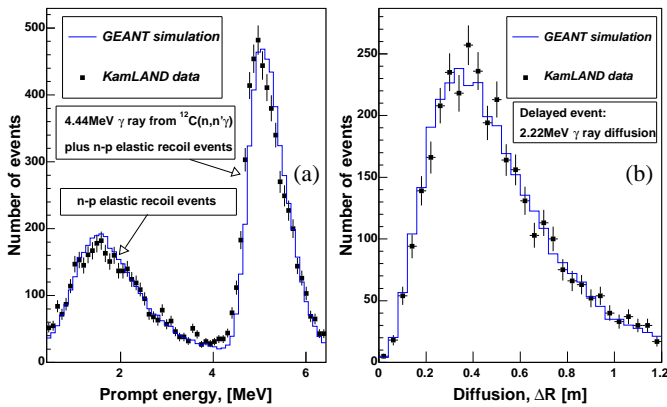


FIG. 3: KamLAND Am-Be data compared to the GEANT detector simulation: (a) prompt energy signal; (b) diffusion of the 2.22 MeV delayed γ ray from neutron capture on proton

set up to simulate the KamLAND detector response to the decay of the $^{11}\text{C}^*$ ($^{10}\text{C}^*$) nuclear system. The code includes new libraries [8] which give a more accurate description (compared to standard GEANT) of the (n, γ) and $(n, n'\gamma)$ reactions. The decay schemes of ^{10}C and ^8B are well known, the ^9C decay scheme is less well studied and the most recent data [9] are utilized for our simulations. The observed non-linear dependence of the energy estimation upon particle energy and type (for γ rays and the neutron Am-Be source) is reproduced with a combination of a correction for scintillator light output quenching [10] and a theoretical correction for Cherenkov light emission for electrons and positrons (Fig. 3a). The energy and position are taken from the Monte Carlo simulation and then smeared according to the resolution observed in calibration γ ray and other data (Fig. 3b). The reliability of neutron simulations in the LS was tested by comparison to simulations using the SCINFUL code [11] and a good agreement was found. The calculated efficiencies for the de-excitation modes in Table I are given in Table II.

The systematic uncertainty of the predicted theoretical nuclear de-excitation branching ratios as estimated in [6] is rather large, $\pm 30\%$, while the experimental systematic uncertainties, such as the fiducial volume uncertainty and the uncertainty in neutron energy scale estimated by comparison of the Am-Be data and GEANT simulations (see also Table II and Ref. [5]), are significantly smaller. The total systematic uncertainty is $\sim 30\%$. The lifetime limits $\tau(n(nn) \rightarrow inv)$ for n and nn disappearance are calculated using

$$\tau(n(nn) \rightarrow inv) > \frac{N_0 T}{x_{lim}} \sum_{i=1,2} \epsilon_{n(nn)i} B_{n(nn)i}, \quad (1)$$

where N_0 is the number of s -shell neutrons (or n pairs), T is the detector livetime and $\epsilon_{n(nn)i}$ is the detection efficiency (given in Table II), $B_{n(nn)i}$ is the branching ratio from Table I, and x_{lim} is the largest number of events compatible with observation at a given Confidence Level. If classical confidence intervals for Poisson processes with background (as described

in Sec. II-III of Ref. [12]) are used, $x_{lim} = 3.07$ ($x_{lim} = 2.28$) events at 90% CL, for neutron (two neutron) disappearance respectively. The corresponding lifetime limits at 90% CL are $\tau(n \rightarrow inv) > 7.2 \times 10^{29}$ y and $\tau(nn \rightarrow inv) > 1.7 \times 10^{30}$ y. If the Feldman-Cousins procedure [12] is used instead of the simple Poisson limit, $x_{lim} = 3.53$ events at 90% CL ($x_{lim} = 2.41$ events at 90% CL) and the corresponding lifetime limits are slightly reduced: $\tau(n \rightarrow inv) > 6.3 \times 10^{29}$ y and $\tau(nn \rightarrow inv) > 1.6 \times 10^{30}$ y.

The effect of the uncertainty in the theoretical branching ratios and uncertainty for the number of expected background events is estimated using the program POLE [13]. Calculations using POLE are consistent with the results derived using the Feldman-Cousins procedure in the case of no systematic uncertainties and give $x_{lim} = 3.82$ events at 90% CL ($x_{lim} = 2.75$ events at 90% CL) when the systematic uncertainties are included; the lifetime limits are:

$$\tau(n \rightarrow inv) > 5.8 \times 10^{29} \text{ y at 90\% CL} \quad (2)$$

$$\tau(nn \rightarrow inv) > 1.4 \times 10^{30} \text{ y at 90\% CL} \quad (3)$$

To summarize, about 838 metric ton-years (1119 metric ton-years) of KamLAND data have been analyzed in order to search for disappearance of a single neutron (a neutron pair) from the s shell in ^{12}C which create subsequent nuclear de-excitations leading to three time and space correlated events. The observed number of events is consistent with that expected from the accidental coincidence background. This results in new improved limits on single neutron and two neutron invisible decay lifetimes. This KamLAND result is a factor of 3 better than the present best limit from the SNO collaboration [3] for n disappearance, and more than 4 orders of magnitude better than the nn disappearance limit set by the Borexino collaboration [4].

The KamLAND experiment is supported by the COE program under grant 09CE2003 of the Japanese Ministry of Education, Culture, Sports, Science and Technology, and under the United States Department of Energy grant DEFG03-00ER41138. We are grateful to the Kamioka Mining and Smelting Company that provided service for activities in the mine.

* Present address: DLNP, JINR, Dubna, Russia

- [1] S. Eidelman *et al.*, (Particle Data Group), Phys. Lett. **592**, 1 (2004) and 2005 partial update for edition 2006 (URL: <http://pdg.lbl.gov>)
- [2] R. N. Mohapatra and A. Perez-Lorenzana, Phys. Rev. D **67**, 075015 (2003).
- [3] S.N. Ahmed *et al.*, (SNO Collaboration), Phys. Rev. Lett. **92**, 102004 (2004).
- [4] H.O. Back *et al.*, (Borexino Collaboration), Phys. Lett. B **563**, 23 (2003).
- [5] K. Eguchi *et al.*, (KamLAND Collaboration), Phys. Rev. Lett. **90**, 021802 (2003); T. Araki *et al.*, (KamLAND Collaboration), Phys. Rev. Lett. **94**, 081801 (2005).

- [6] Y. Kamyshkov and E. Kolbe, Phys. Rev. D **67**, 076007 (2003).
- [7] GEANT - Detector Description and Simulation Tool
<http://wwwasd.web.cern.ch/wwwasd/geant/index.html>
- [8] C. Marquet *et al.*, Nucl. Instrum. Meth. A **457**, 487 (2001);
I. Stekl *et al.*, Nucl. Instrum. Meth. A **493**, 199 (2002).
- [9] L. Buchmann *et al.*, Phys. Rev. C **63**, 034303 (2001).
- [10] J. B. Birks, Proc. Phys. Soc. A **64**, 874 (1951).
- [11] J.K. Dickens, SCINFUL code, ORNL-6462 (1988). We are grateful to Scott Outten (University of Tennessee) for providing SCINFUL simulations.
- [12] G.J. Feldman and R.D. Cousins, Phys. Rev. D **57**, 3873 (1998).
- [13] J. Conrad *et al.*, Phys. Rev. D **67**, 012002 (2003).