

Efficient propagation of the polarization from laser photons to positrons through Compton scattering and electron- positron pair creation

T. Omori¹, M. Fukuda², T. Hirose³, Y. Kurihara¹, R. Kuroda^{3,4}, M. Nomura², A. Ohashi⁵, T. Okugi¹,
K. Sakaue³, T. Saito³, J. Urakawa¹, M. Washio³, I. Yamazaki³

¹KEK: High Energy Accelerator Research Organization, 1-1 Oho, Tsukuba, Ibaraki 305-0801 Japan

²National Institute of Radiological Sciences, 4-9-1 Anakawa, Inage, Chiba-city, Chiba 263-8555, Japan

³Advanced Research Institute for Science and Engineering, Waseda University, 3-4-1 Okubo, Shinjuku-ku, Tokyo 169-8555, Japan

⁴National Institute of Advanced Industrial Science and Technology, 1-1-1 Umezono, Tsukuba, Ibaraki 305-8568 Japan

⁵Department of Physics, Tokyo Metropolitan Univeresity, Minami-Ohsawa, Hachioji-shi, Tokyo 192-0397, Japan

Abstract

Polarized positrons, as antiparticles of electrons, make a promise of providing unique information on spin-dependent phenomena both in material sciences and in fundamental physics, such as nuclear physics and high energy physics. In particular, for a next-generation accelerator at the energy frontier i.e. an electron-positron linear collider, polarized positron beams in addition to polarized electron beams should play significant roles in studying the standard model as well as discovering phenomena beyond the standard model. Unfortunately, no systematic studies on polarized positrons have been made, whereas highly polarized electron beams have been extensively utilized for providing unique results.

Here we demonstrate for the first time the production of highly polarized positrons with a finite energy spread in accordance with a new scheme that consists of two-quantum processes, such as inverse Compton scatterings of circularly polarized laser light on high-quality electron beams and electron-positron pair creations. Using a circularly polarized laser beam of 532 nm scattered off a high-quality electron beam with the energy of 1.28 GeV, we obtained polarized positrons with an intensity of 10^4 e⁺/bunch and the average energy of 37 MeV. We also determined the average polarization of positrons as $72 \pm 21\%$ by means of a newly designed positron polarimeter. This value is in good agreement with the value of $77 \pm 10\%$ derived from Monte-Carlo simulations in which basic QED processes and beam parameters are involved.

A positron(e⁺), an antiparticle of an electron(e⁻), should be created from the pair creation of high-energy photons, or sometimes obtained from beta decays of specific radioisotopes. Concerning polarization, positrons emitted from beta decays are longitudinally polarized but are subject to a large energy spread, a wide angular distribution, low intensity etc, so that such positrons are far from a practical usage as an e⁺ beam. It is widely believed that one of the next-generation

accelerators at the energy frontier will be an electron-positron linear collider ILC where the polarized e^+ beams should play significant roles in studying the standard model as well as discovering phenomena beyond the standard model.

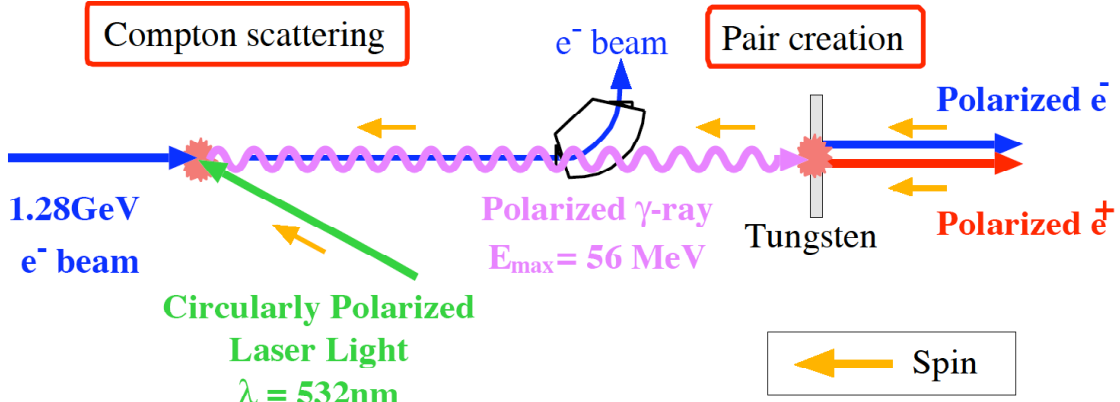


Fig.1 Fundamental scheme of the polarized e^+ production. Right-handedly polarized laser photons are backscattered on relativistic electrons resulting in production of the left-handedly polarized γ -rays in the forward direction (in the high energy region). Pair creation of the γ -rays through a tungsten plate generates left-handed positrons in the high energy region.

In 1996, we proposed a novel method [1] for creating highly polarized e^+ beams with a finite energy spread through electron and positron pair creation from longitudinally polarized γ -rays that are generated from the inverse Compton scattering of circularly polarized laser-photons. Fig. 1 is a schematic diagram of the proposed method where the helicity of a laser photon is + 1 (right-handed, R), for example. Fig. 2a shows the energy dependence of the cross section of the inverse Compton scattering in which a right-handedly polarized laser-photon of wavelength 532 nm scatters off a relativistic electrons with an energy of 1.28 GeV. Note that the left-handed γ -rays dominate in the energy region close to the maximum energy, i.e. 56 MeV. When thus-produced left-handed γ -rays are injected on a thin metallic target, highly polarized positrons are generated in the high-energy region, as can be seen in Fig. 2b. We therefore are able to accomplish the efficient propagation of the polarization from the laser photon to the positron via two quantum processes.

In order to substantiate the proposed view, we have pursued proof-of-principle studies with the help of extensive Monte-Carlo simulations [2,3]. One of the important steps is to establish the polarimetry for short-bunch γ -rays and positrons with a time duration of a few tens of picoseconds (ps). Usually, the γ -ray polarization can be determined using spin-dependent Compton scatterings of γ -rays on 3d electrons in magnetized iron (called a magnet hereafter). However, the e^- and e^+ pair-creation in the magnet causes considerably large backgrounds that become a serious obstacle to cleanly extract the Compton process. Thus, the Compton process has to be selected by means of a coincidence method in which both the electrons and γ photons emerging at the Compton scattering should be simultaneously identified. Unfortunately, such a short-bunch width of the γ -ray beam, e.g.

a few tens of picoseconds prevents us from applying the coincidence method.

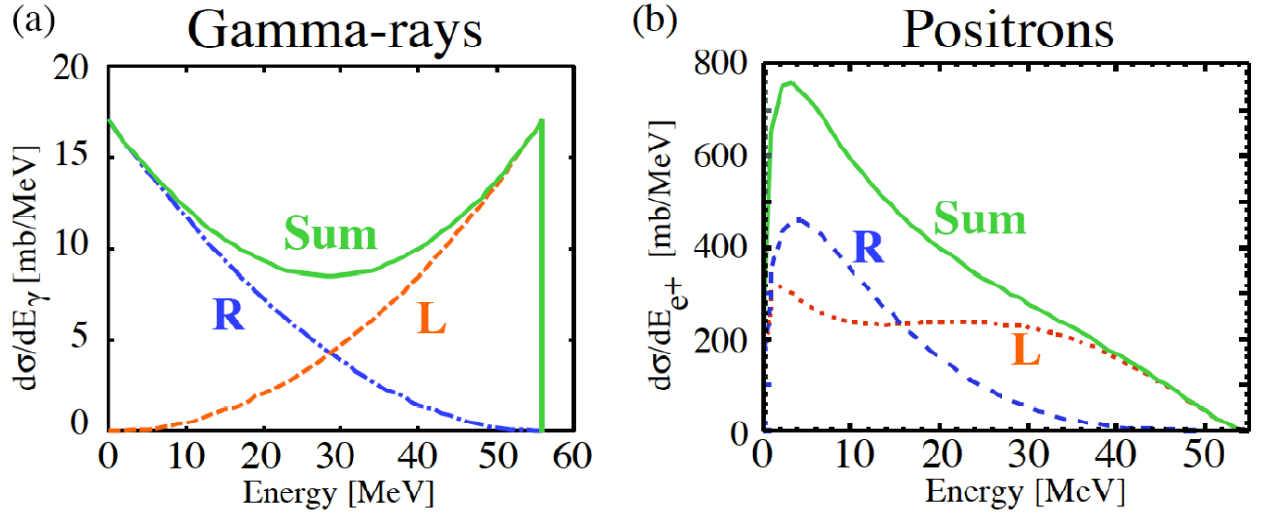


Fig.2 (a) Differential cross section of the Compton scattering for right-handedly polarized laser photons with the wavelength of 532 nm backscattered on 1.28 GeV electrons as a function of the γ -ray energy. The dash-dotted (blue) and dashed (red) curves correspond to the helicities of +1 and -1 for the gamma-rays respectively. (b) Differential cross section of the positron creation (e^- and e^+ pair creation) in the thin tungsten target calculated using the γ -ray distribution given in fig.2(a). The dashed (blue) and dotted (red) curves correspond to the helicities of +1 and -1 for the positrons.

We therefore adopted a "transmission method" in which only the intensity of transmitted γ -rays N_p for the parallel cases and N_A for the anti-parallel cases were measured at a position downstream the magnet [4]. Here the parallel (anti-parallel) case means that the spin of the γ -rays and that of 3d electrons in the magnet are parallel (anti-parallel) to each other. Hence the asymmetry is defined as $A = (N_p - N_A) / (N_p + N_A)$, leading to the polarization P as $A = P A_{MC}$, A_{MC} being an analyzing power estimated from Monte-Carlo simulation. The transmission method can be applicable to polarization measurements of γ -rays with any time structures, being influenced little by pair-creation because the transmitted γ -rays are collimated to a narrow forward-cone, while Compton γ -rays and the pair-created electrons and positrons as sources of background are emitted over a wide angular region.

A series of experiments has been conducted at the KEK-ATF (Accelerator Test Facility) [5] consisting of an S-band linac and a damping ring, which provides high-quality e^- beams with an energy of 1.28 GeV, an average beam intensity of 1.5×10^{10} e^- /bunch, a repetition of 3.12 Hz and an extremely small emittance. The mode lock Nd:YAG laser produces second-harmonic laser light with a wavelength of 532 nm and an average energy of 400 mJ/pulse. The laser light is converted into circularly polarized lights while passing through a quarter wave plate. The spot sizes in r.m.s. at the collision point are 20 μm (horizontal) and 30 μm (vertical) for the e^- beam and 80 μm for the round laser beams. The Compton back scatterings of the polarized laser beams with the e^- beam generated polarized γ -rays with a maximum energy of 56 MeV and a bunch width of 31 ps, being equal to the bunch width of the e^- beam.

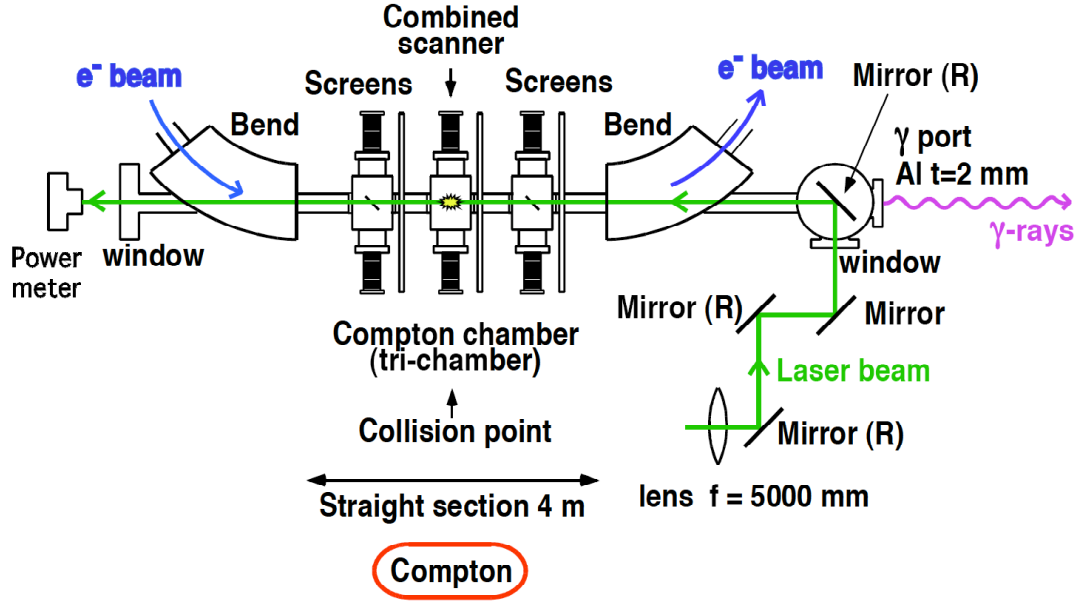


Fig.3 Experimental setup of the polarized γ -ray production system including the Compton chamber with three cells, the laser optics with three remotely controllable mirrors and electron handling magnets. Laser-electron collisions take place at the central cell of the Compton chamber.

Fig. 3 shows an apparatus, called a Compton chamber, consisting of three cells together with the electron and laser beam-lines. In order to achieve precise diagnostics for both beams, we installed screen monitors, a wire scanner and a knife-edge scanner in the Compton chamber[6]. To observe the transverse position and the angle of both beams, the screen monitors were mounted in the central cell located at the collision point and in the side cells placed 265 mm apart from the collision point. Furthermore, the wire scanner and the knife edge scanner were set in the central cell; the former allows us to measure the e^- beam sizes at the collision point, whereas the latter determines the laser profile. The laser beam is transported to the collision point over a distance of about 10 m using six mirrors coated with a multilayer dielectric. The three mirrors can be remotely controlled so as to adjust the positions and angles of the laser beam at the collision point. Technical details on the production of polarized γ -rays and the γ -ray polarimetry may be referred to in ref. 6.

To maximize the collision probability of the laser photons and electrons, we optimized the laser optics as follows. The original laser beam was expanded to a spot size of 4.6 mm in r.m.s and transported to the last lens with a relatively long focal-length, i.e. 5000 mm, resulting in a long collision distance of about 7 cm. Furthermore, for realizing head-on collisions, the last mirror of 3 mm thickness was placed on the axis of the γ -rays, as shown in Fig. 3. Note that loss of generated γ -rays was negligible while passing through the mirror. The average number of polarized γ -rays generated at the inverse Compton process was $10^7/\text{bunch}$, and these γ -rays were incident on a tungsten plate of 1 mm thickness for e^+ and e^- pair productions. A separation magnet consisting of a pair of dipole magnets was installed after the W plate, as shown in Fig. 4, to efficiently extract high-energy positrons that should have a high degree of polarization. We thus obtained $10^4 e^+/\text{bunch}$ with

an average energy of 37 MeV.

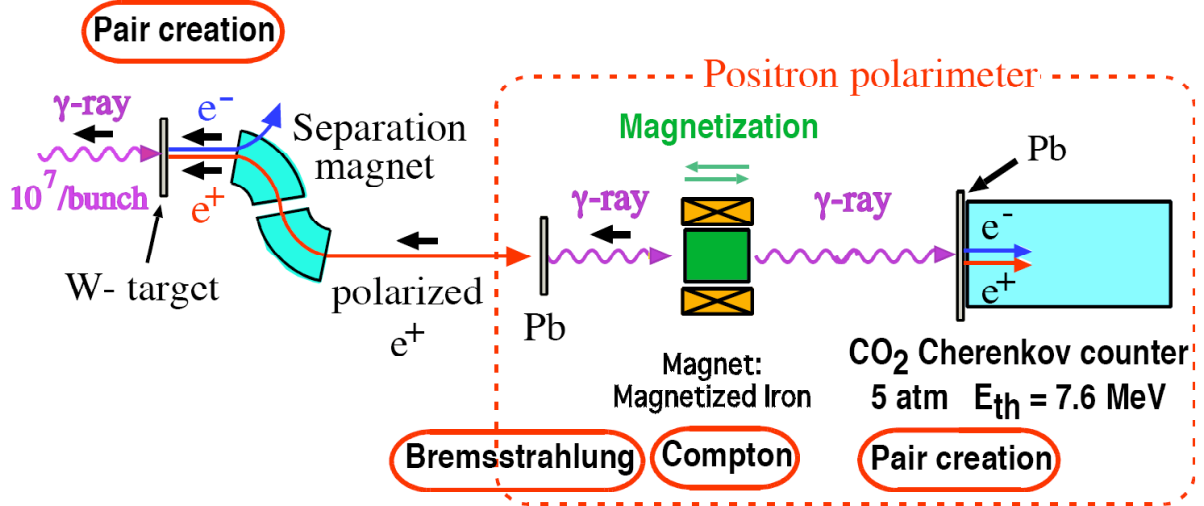


Fig.4 Schematic drawing for the e^+ production apparatus and the polarimeter. Polarized γ -rays are incident on the tungsten plate of 1 mm thickness resulting in creation of electrons and positrons. The separation magnet installed after the tungsten plate extracts efficiently high energy positrons, which generates via the bremsstrahlung process in the lead the circularly polarized γ -rays. The transmission of the γ -rays can be measured with the CO₂-gas Cherenkov counter.

Extending the transmission method employed in the γ -ray polarimetry [6], we have designed a e^+ polarimeter whose schematic view is depicted in Fig. 4. The separated positrons are injected on a lead converter, in which longitudinally polarized γ -rays are again generated via the bremsstrahlung process from positrons. Hence, the polarization of these γ -rays can be measured by means of the γ -ray polarimetry, i.e. the transmission method leading to the determination of the e^+ polarization. The transmission T is defined as the number of transmitted γ -rays normalized to that of the γ -rays generated after the inverse Compton scattering. For a fixed state of the laser polarization (a fixed state of the positron polarization), we measure the transmissions $T(+)$ and $T(-)$ for the magnetization direction being anti-parallel and parallel to the flight direction of positrons, respectively, so that the asymmetry (A) is given as

$$A = (T(+) - T(-)) / (T(+) + T(-)).$$

For checking the consistency of the whole system, measurements were carried out by reversing the laser polarization. Since the asymmetry is extraordinarily small ($\sim 1\%$), the highest attention should be paid to suppress backgrounds due to e^- beam halo interacting with the beam pipe and material around the beam pipe. Lead blocks were placed at adequate places along the beam line, and five-fold collimators were set between the Compton interaction point and the Tungsten target. The e^+ polarimeter was shielded with iron walls having a thickness of 20 cm in the front and that of 10 cm at the side. For avoiding radiations traveling at the level of the e^- beam i.e. 1.2 m, the photomultiplier of a CO₂ Cherenkov counter heavily shielded with lead plates was placed on the floor and its gate width was minimized as 40 ns.

In order to maximize the spatial overlap between the e^- and laser beams, we precisely adjusted the position and angle of the laser beam using remotely controlled mirrors, i.e. the three mirrors shown in Fig. 3. The collision timing was set in such a manner that the γ -ray signal after the Compton scatterings became largest by controlling the laser timing.

Taking account of all elements of the polarimeter shown in Fig. 4, we performed various simulations to estimate the expected asymmetry with the help of following simulation-codes: CAIN[7] for Compton scattering of laser beams on e^- beams; GEANT3 [8] for electromagnetic interactions in a material; GRACE [9] particularly for spin-dependent electron-gamma interactions in the magnet ; and POISSON [10] for iron magnetization. The simulation program traces the γ -rays through the magnet and brings them into the CO_2 Cherenkov counter.

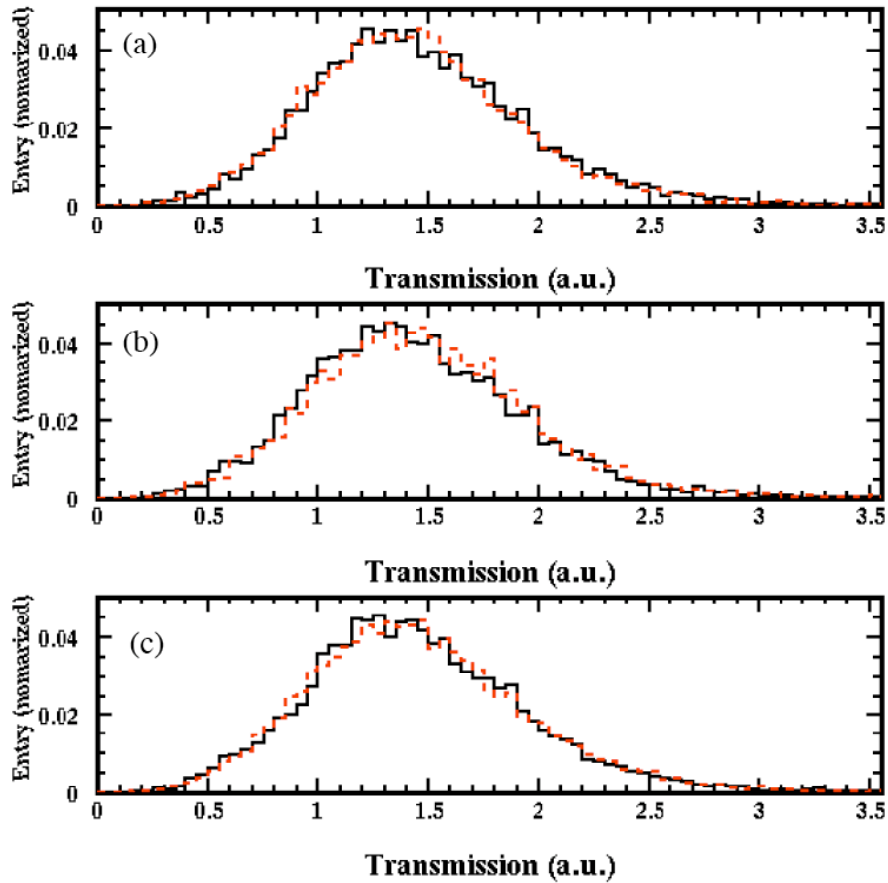


Fig.5 Measured asymmetries of polarized positrons for the different states of laser polarization (positron polarization). (a) Left-handed laser polarization. (b) Right-handed laser polarization. (c) Linear laser polarization. In each histogram, black and red-broken lines show distribution of magnetization direction anti-parallel (“+”) and parallel (“-”) to the positron flight-direction.

Fig. 5(a) shows the transmission distributions for the “+” and “-” magnetization directions, where the significant deviation between two distributions can be observed, leading to an asymmetry of $0.60 \pm 0.25\%$. We conducted the same measurement by reversing the laser polarization and obtained the asymmetry of $-1.18 \pm 0.27\%$ as given in Fig. 5(b). Using the average asymmetry of

$0.89 \pm 0.26\%$, the magnitude of the positron polarization was calculated as $72 \pm 21\%$, being consistent with the values of 77% estimated by a Monte-Carlo simulation in which the experimental conditions of the whole system were taken into account. In order to check the consistency of the measurement, we also conducted the asymmetry measurement for linear laser polarization, which should correspond zero longitudinal polarization of positrons: As seen in Fig. 5(c), we obtained the asymmetry of $-0.02 \pm 0.25\%$, which is consistent with zero polarization of positrons. For farther confirmation, we also measured an electron polarization by reversing the polarity of separation magnet. It should be pointed out that both data of e^+ and e^- are in agreement with each other.

The present results have demonstrated for the first time the viability of our proposed scheme, which is based on two quantum processes, such as inverse Compton scatterings of circularly polarized laser light on high-quality electron beams and electron-positron pair creations. It has been verified that efficient propagation of the polarization to positrons by imposing specific kinematical conditions i.e. the selection of forwardly producing gamma-rays and relatively high energy positrons. Using a circularly polarized laser beam of 532 nm scattered off a high-quality electron beam with an energy of 1.28 GeV, we obtained polarized gamma-rays of 10^7 /bunch and polarized positrons of 10^4 /bunch. We have established positron polarimetry based on the so-called the transmission method and have obtained the transmission asymmetry of $0.89 \pm 0.26\%$ leading to the positron polarization of $72 \pm 21\%$: This value is in good agreement with the value of $77 \pm 10\%$ derived from Monte-Carlo simulations in which basic QED processes and beam parameters are involved. Various techniques developed in this study on finding the optimal condition for laser-electron beam collisions will be of great use to the development of extremely precise beam diagnostics required by future linear colliders or third-generation electron accelerators. The present results encourage the realization of polarized positron beam for a future linear collider [11].

References

- [1] T. Okugi et al. Jpn. J. Appl. Phys. 35, 3677 (1996)
- [2] T. Hirose et al. Nucl. Instrum. Methods Phys. Res. Sect.A 455,15(2000)
- [3] I. Sakai et al. Phys. Rev. ST Accel. Beams 6 091001 (2003)
- [4] P.C. Macq et al. Phys. Rev. 112, 2061 (1958)
- [5] K. Kubo et al. Phys. Rev. Lett. 88, 194801 (2002)
- [6] M. Fukuda et al. Phys. Rev. Lett. 91, 164801-1 (2003)
- [7] K. Yokoya, CAIN, <http://www-acc-theory.kek.jp/members/cain/default.html>.
- [8] CERN Program Library Long Writeup W5013
- [9] Minami-Tateya- Collaboration, T. Ishikawa et al. KEK Report No. 92-19, 1992
- [10] POISSON SUPERFISH, Los Alamos National Laboratory Report No. LA-UR-96-1834 (revision 14 March 2000)
- [11] T. Omori et al. Nucl. Instrum. Methods Phys. Res. Sect.A 500, 232 (2003)