

New results from CLEO

The CLEO Collaboration

M.S. DUBROVIN

*Department of Physics & Astronomy, Wayne State University,
Detroit, MI 48201*

We present recent results from the CLEO Collaboration. The data used were collected from 1995 until now at the Cornell Electron-positron Storage Ring (CESR). Measurements of the leptonic branching fractions for $J/\psi \rightarrow e^+e^-$, $\mu^+\mu^-$ and $\Upsilon(1,2,3S) \rightarrow \mu^+\mu^-$, search for $D^0 - \bar{D}^0$ mixing using time dependent Dalitz plot analyses of the decay $D^0 \rightarrow K_S^0 \pi^+ \pi^-$, and search for the process $e^+e^- \rightarrow \Lambda_b \bar{\Lambda}_b$ near threshold are discussed.

1 Introduction

The CLEO Collaboration continues to produce results using e^+e^- collision data accumulated at CESR. In this presentation we discuss results obtained with data collected from 1995 until now as listed in Table 1. We describe only four of the many analyses recently done by CLEO:

Table 1: CLEO statistics in use for analyzes.

Detector config.	CLEO II.V	CLEO III	CLEO-c
Years of operation	Nov.1995 - - Feb.1999	Jul.1999 - - Mar.2003	Oct.2003 - - until now
Energy, \sqrt{s}	most data @ ~ 10 GeV		~ 3.8 GeV
Resonances	$\Upsilon(nS)$, $n=1,2,\dots,5$; test $\psi(2S)$, $\Lambda_b \bar{\Lambda}_b$		$\psi(2S)$, $\psi(3770)$
Luminosity, $\int L dt$	9 fb^{-1}	16 fb^{-1}	60 pb^{-1} by Apr.2004 $\sim 300 \text{ pb}^{-1}$ now

measurements of the leptonic branching fractions for $J/\psi \rightarrow e^+e^-$, $\mu^+\mu^-$, and $\Upsilon(1,2,3S) \rightarrow \mu^+\mu^-$, search for $D^0 - \bar{D}^0$ mixing using time dependent Dalitz plot analyses of the decay $D^0 \rightarrow K_S^0 \pi^+ \pi^-$, and search for the process $e^+e^- \rightarrow \Lambda_b \bar{\Lambda}_b$ near threshold⁴.

2 Measurement of the branching fractions for the decays $J/\psi \rightarrow \ell^+ \ell^-$

A precise measurement of the J/ψ leptonic branching fractions, $BR(J/\psi \rightarrow \ell^+ \ell^-)$, is important for many reasons. It is used for normalization of all other J/Ψ branching fractions. One goal of the CLEO-c program is to reduce the uncertainty of these to less than 1%. Together with measurement of the total resonance hadronic cross section it defines the value of the total width, $\Gamma_{total}(J/\Psi)$. It also provides an input to test potential models, because they are sensitive to the wave function at origin.

Currently the J/ψ leptonic branching fractions are known with uncertainty of $\pm 1.7\%$ ⁷. This average uncertainty is dominated by two measurements, BES'98 ($\pm 2\%$), and MARK3'92 ($\pm 4\%$). In order to measure the J/ψ leptonic branching fractions we use $3 \cdot 10^6$ events of the decay $\Psi(2S) \rightarrow \pi^+\pi^- J/\Psi$. The recoil mass spectrum of $\pi^+\pi^-$, Fig 1, is used for tagging of this decay. The branching fraction is defined by the ratio of efficiency corrected event numbers,

$$BR = \frac{N(\pi^+\pi^- J/\Psi, J/\Psi \rightarrow \ell^+\ell^-)}{N(\pi^+\pi^- J/\Psi, J/\Psi \rightarrow X)} = \frac{N_{\ell\ell}/\varepsilon_{\ell\ell}}{N_X/\varepsilon_{Any}}. \quad (1)$$

The denominator of Eqn 1 is a number of events counted from the recoil mass $m(\pi^+\pi^- - recoil)$ spectrum. The numerator is a subsample number of events, which are recognized as a leptonic decays, $J/\Psi \rightarrow \ell^+\ell^-$. In this approach a common systematic uncertainty relevant to $\pi^+\pi^-$ mostly canceled. The main systematic is arising from leptonic particle identification. From

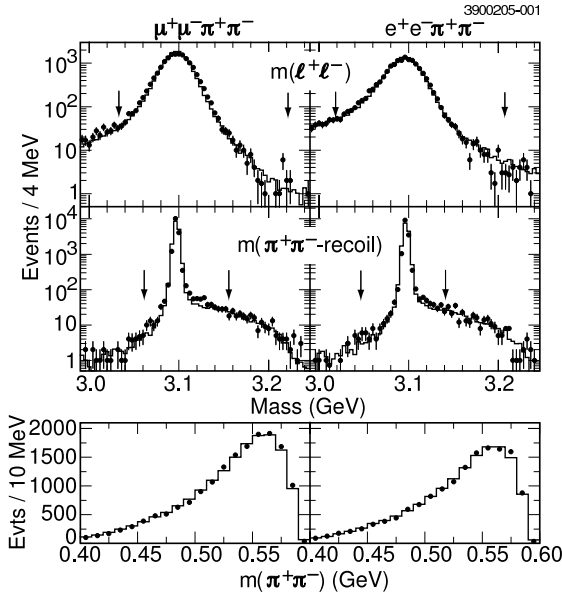


Figure 1: For $\Psi(2S) \rightarrow \pi^+\pi^- \ell^+\ell^-$ dimuon (left) and dielectron (right) events mass spectra in data (circles) and MC simulation of signal (solid histogram).

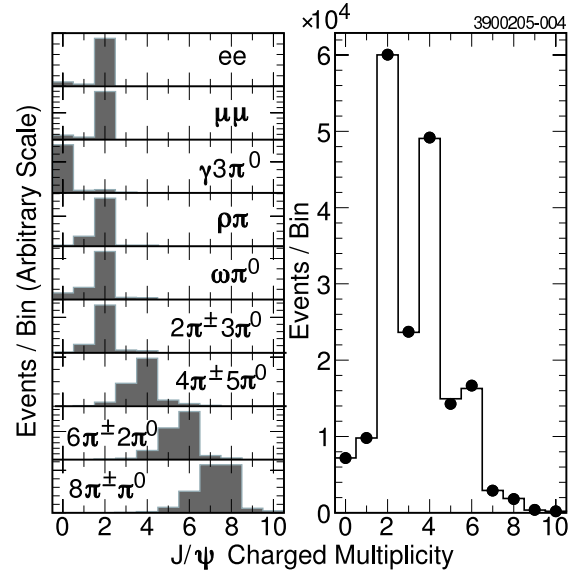


Figure 2: Charged track multiplicity distribution for J/Ψ decays. Left: signal MC for nine decay modes, right: data (dots) and MC (histogram) for all modes.

the recoil mass spectra shown in Fig. 1 we count 16697 $\mu^+\mu^-$ and 14830 e^+e^- pairs. We find the relevant efficiencies, $\varepsilon_{\mu\mu} = 28\%$, $\varepsilon_{ee} = 25\%$, from complete simulation of the detector, using GEANT⁵ based Monte-Carlo (MC) simulation. The shape of $\pi^+\pi^-$ recoil mass spectra obtained for leptonic events is used to fit inclusive spectra for $\pi^+\pi^- X$ events. The combinatoric background is parameterized by a second order polynomial.

We find that the inclusive efficiency $\varepsilon_{Any} \simeq 40\%$ varies by $\pm(1-2)\%$ depending on the final state. The number of tracks and their spectra in the final state leads to this efficiency variation. We account for this by fixing the well-known branching fractions of J/ψ to $\mu^+\mu^-$, e^+e^- , $\rho\pi$, and weighting other ten branching fractions. The weights are adjusted in order to reproduce the data track multiplicity spectra in MC, as shown in Fig 2.

We estimate systematic uncertainties associated with lepton particle identification (E/P-method): 0.2%; track reconstruction efficiencies for e^\pm : 0.2%, and μ^\pm : 0.5%; $J/\Psi \rightarrow X$ MC weights set: 0.1%; $m(\pi^+\pi^- - recoil)$ fit: 0.5% and add them in quadrature.

Our results on branching fractions:

$$BR(J/\Psi \rightarrow e^+e^-) = (5.945 \pm 0.059 \pm 0.042)\%, \text{ PDG}^7 \text{ value: } (5.93 \pm 0.10)\%,$$

$$BR(J/\Psi \rightarrow \mu^+\mu^-) = (5.960 \pm 0.059 \pm 0.049)\%, \text{ PDG value: } (5.88 \pm 0.10)\%.$$

Their ratio, $R = (99.7 \pm 1.1 \pm 0.7)\%$, confirms lepton universality, and we calculate an average: $BR(J/\Psi \rightarrow \ell^+\ell^-) = (5.953 \pm 0.042 \pm 0.043)\%$.

3 Measurement of the branching fractions for $\Upsilon(1, 2, 3S) \rightarrow \mu^+\mu^-$

Measurement of the branching fractions for $\Upsilon(1, 2, 3S) \rightarrow \mu^+\mu^-$ is important for the reasons listed in Sec. 2. Here we consider its impact with the evaluation of resonance total width $\Gamma_{tot}(\Upsilon(nS))$. The $\Upsilon(nS)$ widths can not be measured directly because they are factor of 10^{-2} smaller than e^+e^- beam energy spread. In our experiment the $\Gamma_{tot}(\Upsilon(nS))$ is evaluated indirectly from the total hadronic cross section $\int \sigma(e^+e^- \rightarrow \text{hadrons}) d\sqrt{s} \propto \Gamma_{ee}\Gamma_{had}/\Gamma_{tot}$, where Γ_{ee} , Γ_{had} , Γ_{tot} are the e^+e^- , hadronic partial, and total widths of $\Upsilon(nS)$ resonances. Assuming leptonic universality in $\Upsilon(nS)$ decays, in particular $B_{ee} = B_{\mu\mu}$, we may express the total width as $\Gamma_{tot} = \Gamma_{ee}/B_{\mu\mu} = \frac{\Gamma_{ee}\Gamma_{had}/\Gamma_{tot}}{B_{\mu\mu}(1-3B_{\mu\mu})}$. So, $B_{\mu\mu}$ can be used for evaluation of the total width and for normalization of BR of other decays as well.

Our method is based on measurement of muon pairs yield relative to the yield of hadronic events, $B'_{\mu\mu} = \frac{N(\Upsilon(nS) \rightarrow \mu\mu) / \varepsilon_{\mu\mu}}{N(\Upsilon(nS) \rightarrow \text{hadrons}) / \varepsilon_{had}}$, where $\varepsilon_{\mu\mu}$ and ε_{had} are efficiency correction factors. Using this ratio and assuming universality for 3 generation of leptons we may extract the total muonic branching fraction $B_{\mu\mu} = B'_{\mu\mu} / (1 + 3B'_{\mu\mu})$.

To measure muon pairs yield we select events with two tracks, back-to-back within 10° , in the “good barrel” region of the detector, $|\cos\theta| < 0.8$, with each track momentum consistent with production from the beam, $0.7 < P/E_{beam} < 1.15$. Specific μ track identification requires the track matching with energy deposited in calorimeter, $0.1 < E_{matched} < 0.6$ GeV, at least one track is required to have expected range in muon chambers.

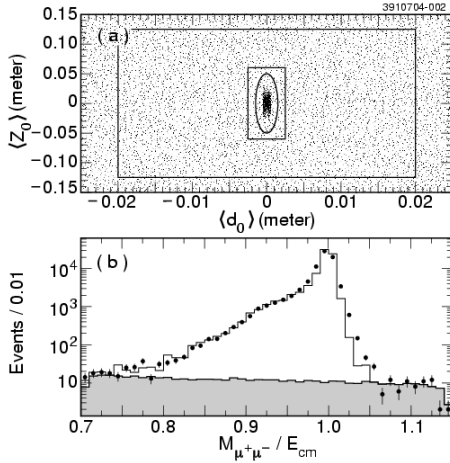


Figure 3: (a) Distribution of $\mu^+\mu^-$ candidate events in off-resonance data over the longitudinal $\langle z_0 \rangle$ and transverse $\langle d_0 \rangle$ impact parameters. The ellipse encircles the signal region, while the two rectangles define the sideband. (b) Scaled invariant mass distribution of $\mu^+\mu^-$ candidates in the signal region (dots) overlaid with MC. Hatched histogram is a scaled event distribution from sideband.

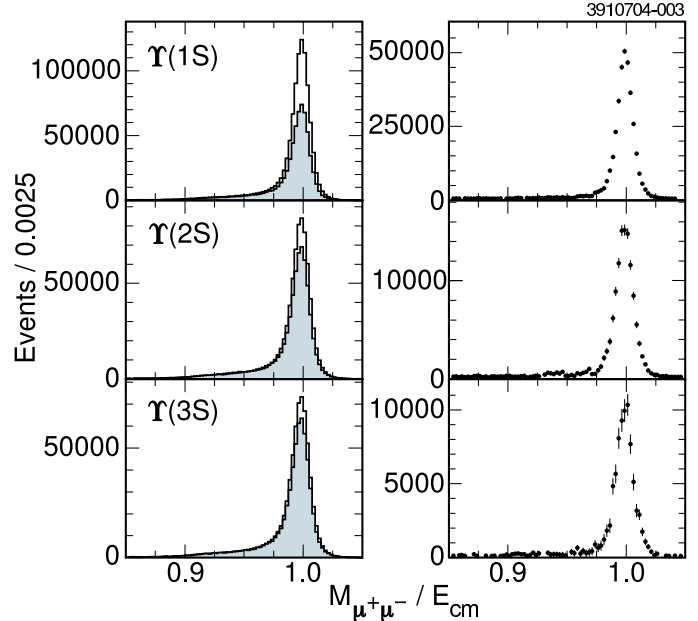


Figure 4: Muon pair invariant mass spectra in on-resonance (empty) and scaled off-resonance (hatched) data on the left and the difference between these two spectra on the right.

There are few sources of background. To get rid of *cosmic particles background*, we use track impact parameters with respect to the interaction region for longitudinal and transverse directions, Fig 3. We estimate this background yield in sidebands of the impact parameter

2D-distribution and subtract it from the signal region. This procedure discards $\sim 0.3\text{--}0.6\%$ of events depending on sample. *QED continuum*, is a main source of background, because its cross section $\sigma(ee \rightarrow \mu\mu) \sim 1.2\text{nb}$ is larger than the signal resonance cross sections, $\sigma(\Upsilon \rightarrow \mu\mu) \sim 0.5/0.16/0.10\text{nb}$ for 1S/2S/3S respectively. We use scaled OFF-resonance data to subtract this background. The dedicated OFF-resonance statistics is large enough comparing to ON-resonance data sample, $L_{\text{off}}/L_{\text{on}} = 0.19/1.1, 0.44/1.2, 0.16/1.2\text{fb}^{-1}$ for 1S, 2S, 3S respectively. Then we apply 2-4% correction for resonance-continuum interference. There is a significant background from *cascade decays*, $\Upsilon(nS) \rightarrow (\gamma\gamma, \pi^+\pi^-) \Upsilon(n'S)$ where $n' < n$. It is seen as additional peaks in invariant mass $m_{\mu^+\mu^-}/E_{\text{cm}}$ plot. To get rid of this background we discard events with two photon showers with $E_\gamma > 50\text{MeV}$. The residual cascade events background is subtracted using MC, $(2.9 \pm 1.5)\%$, $(2.2 \pm 0.7)\%$ for 2S and 3S. This sort of background does not occur for 1S.

In hadronic event selection algorithms we are suppressing leptonic pair events by constraining the total number of tracks, $N_{\text{tr}} \geq 3$, energy deposition in calorimeter, $0.15 < E_{\text{calorim}}/E_{\text{cm}} < 0.75$, photon energy, $E_\gamma < 0.75E_{\text{beam}}$, and impact parameters. Our efficiency for selecting $\Upsilon(nS) \rightarrow \text{hadrons}$ is estimated with full detector Monte-Carlo simulation using the event generator Jetset 7.3 and 7.4⁶, which gives $\varepsilon_{\text{had}} \sim 96 - 98\%$. We also use MC to find correction for additional sources of background from $\Upsilon(nS) \rightarrow \tau\tau$, 0.4-0.7%; from beam-gas, beam-walls, cosmic rays: 1-2%(OFF-resonance), <1%(ON-resonance).

Our final results with statistics and systematic errors are

$$\begin{aligned} BR(\Upsilon(1S) \rightarrow \mu^+\mu^-) &= (2.49 \pm 0.02 \pm 0.07)\%, \\ BR(\Upsilon(2S) \rightarrow \mu^+\mu^-) &= (2.03 \pm 0.03 \pm 0.08)\%, \\ BR(\Upsilon(3S) \rightarrow \mu^+\mu^-) &= (2.39 \pm 0.07 \pm 0.10)\%. \end{aligned}$$

Combining them with hadronic cross section measurement⁷ we get results on total resonance widths $\Gamma(1S) = (52.8 \pm 1.8) \text{ keV}$, $\Gamma(2S) = (29.0 \pm 1.6) \text{ keV}$, $\Gamma(3S) = (20.3 \pm 2.1) \text{ keV}$. Currently we are working on measurements of the branching fractions for $\Upsilon(1, 2, 3S) \rightarrow e^+e^-, \tau^+\tau^-$ decays.

4 Search for $D^0 - \bar{D}^0$ Mixing in $D^0 \rightarrow K_S^0 \pi^+ \pi^-$

We have previously studied the decay $D^0 \rightarrow K_S^0 \pi^+ \pi^-$ by analyzing its resonant substructure in a Dalitz plot analysis⁸ and searching for CP violation⁹. Here we present new results on a search for $D^0 - \bar{D}^0$ mixing by studying the time dependence of the Dalitz plot³.

As in the case of the CP violation study, we use the decay chain $D^{*+} \rightarrow D^0 \pi^+$ tagging the D^0 flavor at decay time $t = 0$. Then the $D^0 - \bar{D}^0$ time evolution is defined by the Schrödinger equation:

$$i \frac{\partial}{\partial t} \begin{pmatrix} D^0(t) \\ \bar{D}^0(t) \end{pmatrix} = (M - \frac{i}{2}\Gamma) \begin{pmatrix} D^0(t) \\ \bar{D}^0(t) \end{pmatrix}. \quad (2)$$

Substituting $e_{1,2} = \exp[-i(m_{1,2} - \frac{i\Gamma_{1,2}}{2})t]$ the evolution of $D^0 - \bar{D}^0$ physics states can be expressed in terms of eigenstates mixture, $|D^0(t)\rangle = \frac{1}{2p}[p(e_1 + e_2)|D^0\rangle + q(e_1 - e_2)|\bar{D}^0\rangle]$, $|\bar{D}^0(t)\rangle = \frac{1}{2q}[p(e_1 - e_2)|D^0\rangle + q(e_1 + e_2)|\bar{D}^0\rangle]$, taken with p and q weights. The probability of the decay now depends on proper time, t , $d\Gamma \propto |\mathcal{M}(m_{K\pi}, m_{\pi\pi}, t)|^2 dm_{K\pi}^2 dm_{\pi\pi}^2$. The traditional mixing parameters, $x = \frac{m_1 - m_2}{\Gamma}$, $y = \frac{\Gamma_1 - \Gamma_2}{2\Gamma}$, can be extracted from the time dependent fit to the Dalitz plot. The t is measured using vertical distance from beam center to D^0 decay vertex with uncertainty of $\sim \tau_{D^0}$. As a cross-check for all selected events we find a D^0 lifetime of $\tau = 402 \pm 8 \text{ fs}$, that is consistent with PDG⁷ value $\tau_{D^0} = 411 \text{ fs}$.

In this analysis we use CLEO II.V data, 9.0 fb^{-1} of e^+e^- collisions, translated to ~ 5300 tagged signal events on Dalitz plot. We fit the event density distribution to 10 known intermediate states, CP+ states: $K_S^0 f_0(980)$, $K_S^0 f_2(1270)$, $K_S^0 f_0(1680)$, CP- states: $K_S^0 \rho^0$, $K_S^0 \omega$, Cabibbo favorite non-CP states: $K^{*-}(890)\pi^+$, $K_0^{*-}(1430)\pi^+$, $K_0^{*-}(1430)\pi^+$, $K^{*-}(1680)\pi^+$, Double Cabibbo suppressed non-CP states: $K^{*+}(890)\pi^-$. The fit uses 35 free parameters: 20

amplitude and phases of resonances and non-resonant fraction, 4 signal decay time parameters, 5 background decay time parameters, 2 mixing amplitudes, 2 CP violating parameters. The results for the mixing parameters are shown in Table 2, and are compared with other experimental constraints in Fig. 5, are consistent with no $D^0 - \bar{D}^0$ mixing.

Table 2: Results for mixing parameters x and y .

Parameter	fitted value	95% C.L. interval
x	$(2.3^{+3.5}_{-3.4} \pm 1.0)\%$	$(-4.5:9.3)$
y	$(-1.5^{+2.5+1.5}_{-2.4-0.8})\%$	$(-6.2:3.4)$

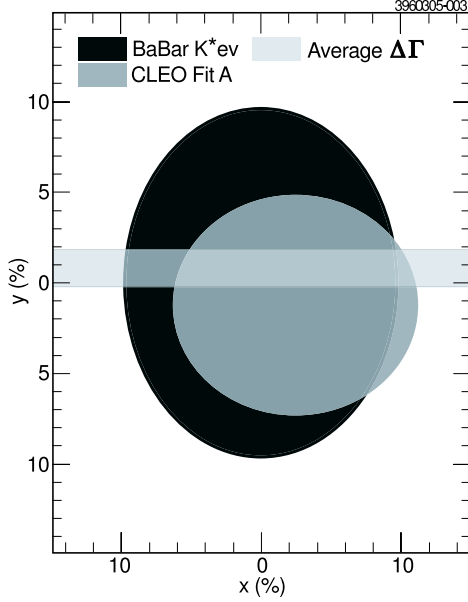


Figure 5: Comparison of the 95% confidence level constrain on mixing parameters obtained in this analysis with constrains imposed by other experimental data.

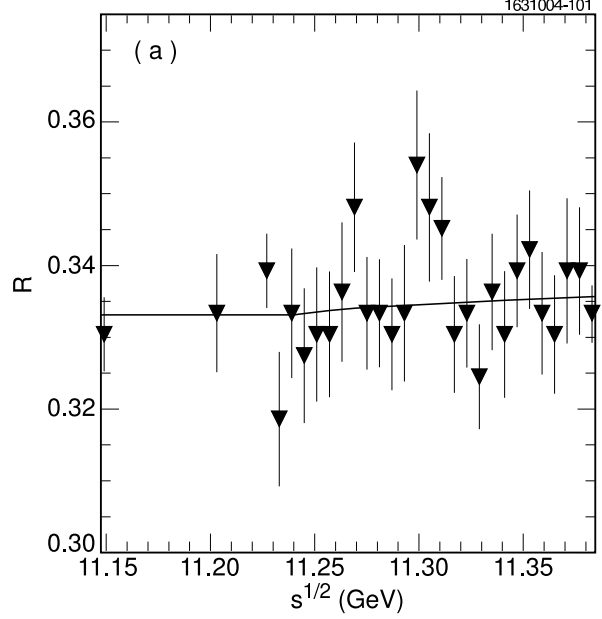


Figure 6: The cross section for events with at least one antiproton normalized by $\sigma(e^+e^- \rightarrow \mu^+\mu^-)$. The solid line show fit to Eqn 3. The errors are statistical only.

5 Search for $e^+e^- \rightarrow \Lambda_b \bar{\Lambda}_b$ near threshold

We searched for the $\Lambda_b \bar{\Lambda}_b$ production in e^+e^- near threshold⁴. Assuming that Λ_b has a quark structure *bud*, it can be produced by CESR working at energy above the pair production mass threshold. The mass of Λ_b has recently been measured at CDF,¹⁰ $m(\Lambda_b) = 5620.4 \pm 1.6 \pm 1.2 \text{ MeV}/c^2$. However, the process $e^+e^- \rightarrow \Lambda_b \bar{\Lambda}_b$ has not been observed yet. It might be interesting for Λ_b absolute branching fraction measurements.

In order to search for $\Lambda_b \bar{\Lambda}_b$ pair production, CLEO III accumulated a dedicated statistics with integrated luminosity of 710 pb^{-1} at $11.227 < \sqrt{s} < 11.383 \text{ GeV}$, and 270 pb^{-1} below $\Upsilon(4S)$ for $b\bar{b}$ cross section measurement. We search for “narrow” ($\sim 20 \text{ MeV}$) and “broad” threshold yield enhancement using three strategies: (i) $b\bar{b}$ production cross-section; (ii) inclusive Λ production; (iii) inclusive \bar{p} production (using dE/dx and RICH).

The event selection algorithms were oriented on detection of high (≥ 5) track multiplicity events, with visible energy close to total energy $E_{vis} > E_{beam}$, and uniformly distributed in solid angle, Fox-Wolfram moment ratio $R_2(E) < 0.25$. In this analyses we find that Fox-Wolfram moment R_2 depends on the total energy E due to the variable boost.

The main background is expected from $\gamma^*\gamma^*$ and $\tau^+\tau^-$ events. Systematic uncertainties are listed in Table 3.

Table 3: Systematic uncertainties in $\Lambda_b \bar{\Lambda}_b$ search.	
Source of uncertainties	Error, %
Λ_b BR in MC decay table	31
\bar{p} BR in MC decay table	20
\bar{p} ID efficiency	4
Hadron efficiency	3
Total background of hadronic events	2
Luminosity	1

Table 4: Upper limits on $\Lambda_b \bar{\Lambda}_b$ production cross section in units of R.	
Method	Upper Limit
Method	@ 95% C.L.
$b\bar{b}$ cross-section	6.1%
Λ production	11.3%
\bar{p} production	21%

The result depends on poorly known Λ_b branching fractions. Assuming the above threshold cross-section is defined as

$$\sigma(s) = A \times (\sqrt{s} - m(\Lambda_b^0))^{0.62} + R_0 \quad (3)$$

in units of R , we set from the fit (i.e. the fit for antiproton data is presented in Fig. 6) the upper limits on $\Lambda_b \bar{\Lambda}_b$ production rate as shown in Table 4.

6 Summary

The CLEO Collaboration continues to produce results using e^+e^- data accumulated at CESR since 1995 until now. The universal detector allows to study of various physics processes. A selection of interesting recent results are presented at this conference. The CLEO-c continues to accumulate statistics of e^+e^- collisions at $\sqrt{s} \simeq$ mass of $\psi(3770)$. We also plan to accumulate luminosity at $D_{(s)}^{(*)}\bar{D}_{(s)}^{(*)}$ thresholds, $\psi(2S)(3686)$, $J/\psi(3100)$. More results from CLEO-c are expected by summer conferences.

References

1. Dilepton Pair Production in J/ψ Decay, CLEO Collaboration, Z. Li et al., submitted to Phys. Rev. **D**.
2. CLEO Collaboration, G. Adams *et al.*, *Phys. Rev. Lett.* **94**, 012001 (2005) (hep-ex/0409027).
3. Search for $D^0 - \bar{D}^0$ Mixing in the Dalitz Plot Analysis of $D^0 \rightarrow K_S^0 \pi^+ \pi^-$, CLEO Collaboration, submitted to Phys. Rev. **D**.
4. CLEO Collaboration, D. Besson et al., *Phys. Rev. D* **D71**, 012004 (2005) (hep-ex/0411078).
5. R. Brun *et al.*, GEANT 3.15, CERN Report No. DD/EE/84-1 (1987).
6. T. Sjöstrand, Comput. Phys. Commun. **82** (1994) 74.
7. S. Eidelman, Particle Data Group, *Phys. Lett. B* **592**, 1 (2004).
8. CLEO Collaboration, H. Muramatsu et al., *Phys. Rev. Lett.* **89**, 251802 (2002) (hep-ex/0207067).
9. CLEO Collaboration, D.M. Asner et al., *Phys. Rev. D* **D70**, 091101 (2004) (hep-ex/0311033).
10. CLEO Collaboration, K. Pitts et al., Int. J. Mod.Phys. A **19**, 991 (2004).