


RECENT RESULTS ON $\psi(2S)$ DECAYS AT BES

L. L. MA

(for the BES collaboration)

*Institute of High Energy Physics, Chinese Academy of Sciences,
Beijing 100049, China*



Recent results on $\psi(2S)$ decays, including 10 Vector + Pseudoscalar (VP) modes and $p\bar{p}\pi^0(\eta)$, are reported with 14×10^6 $\psi(2S)$ events collected with the BESII detector. Cross sections and form factors for $e^+e^- \rightarrow \omega\pi^0$, $\rho\eta$, and $\rho\eta'$ at the center of mass energies of 3.650, 3.686, and 3.773 GeV are measured simultaneously.

1 Introduction

A strong violation to the “12% rule” predicted by perturbative QCD was first observed by the MarkII experiment in the Vector-Pseudoscalar (VP) meson final states, $\rho\pi$ and $K^{*+}(892)K^- + c.c.$ ¹. Significant suppressions observed in four Vector-Tensor decay modes² make the puzzle even more mysterious. Numerous theoretical explanations have been suggested³, but the puzzle still remains one of the most intriguing questions in charmonium physics.

The study on $\psi(2S) \rightarrow p\bar{p}\pi^0(\eta)$ provides a chance to study the N^* resonances, which play important roles on our understanding of the nonperturbative QCD.

2 Analysis of $\psi(2S) \rightarrow \pi^+\pi^-\pi^0$

The selected $\pi^+\pi^-\pi^0$ events are fitted in the helicity amplitude formalism with an unbinned maximum likelihood method using MINUIT⁴. The fit shown in Fig. 1 describes the data reasonably well, and the $\rho(2150)$ serves as an effective description of the high mass enhancement near 2.15 GeV/ c^2 in $\pi\pi$ mass⁵. The branching fractions of $\psi(2S) \rightarrow \pi^+\pi^-\pi^0$, $\rho(770)\pi$ and $\rho(2150)\pi \rightarrow \pi^+\pi^-\pi^0$ are $(18.1 \pm 1.8 \pm 1.9) \times 10^{-5}$, $(5.1 \pm 0.7 \pm 1.1) \times 10^{-5}$ and $(19.4 \pm 2.5_{-3.4}^{+11.5}) \times 10^{-5}$, respectively, where the first error is statistical and the second one is systematic.

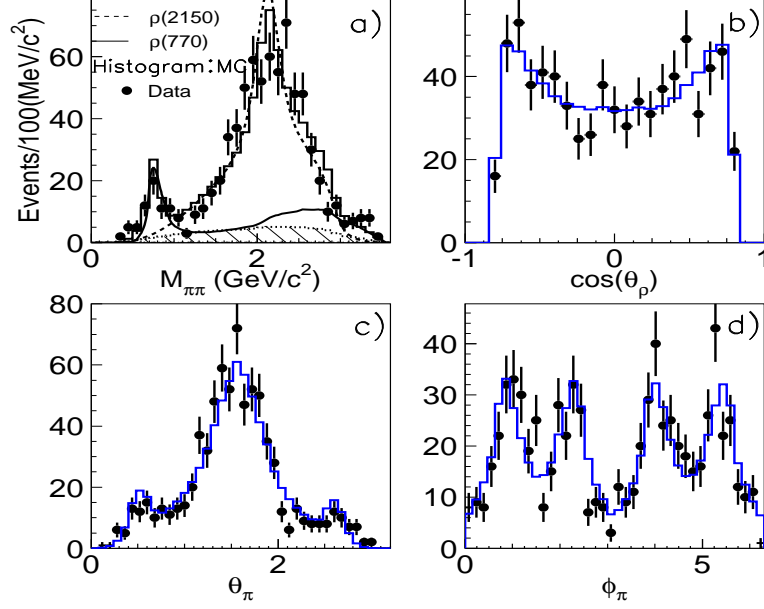


Figure 1: Comparison between data (dots with error bars) and the final fit (solid histograms) for (a) two pion invariant mass, with a solid line for the $\rho(770)\pi$, a dashed line for the $\rho(2150)\pi$, and a hatched histogram for background; (b) the ρ polar angle in the $\psi(2S)$ rest frame; and (c) and (d) for the polar and azimuthal angles of the designated π in ρ helicity frame.

3 Analysis of Electromagnetic Decays $\psi(2S) \rightarrow \omega\pi, \rho\eta$ and $\rho\eta'$

For this analysis, beside the $\psi(2S)$ data sample, we also analyze 6.42 pb^{-1} of continuum data at $\sqrt{s} = 3.650$ GeV⁶, and 17.3 pb^{-1} at the $\psi(3770)$ ⁷. Table 1 lists the cross sections of $e^+e^- \rightarrow \omega\pi, \rho\eta$ and $\rho\eta'$ and the corresponding form factors; the branching fractions of $\psi(2S) \rightarrow \omega\pi, \rho\eta$ and $\rho\eta'$ are listed in Table 2⁸.

Table 1: Cross sections and form factors measured for $e^+e^- \rightarrow \omega\pi^0, \rho\eta$, and $\rho\eta'$ at $\sqrt{s} = 3.650, 3.686$, and 3.773 GeV.

Channel	Samples	\mathcal{L} (pb^{-1})	$N_{Cont.}^{obs}$	ϵ (%)	$1 + \delta$	σ_0 (pb)	$ \mathcal{F}_{VP} $ (GeV^{-1})
$\omega\pi^0$	3.650 GeV	6.42	$7.3^{+3.3}_{-2.7}$	5.09	1.032	$24.3^{+11.0}_{-9.0} \pm 4.3$	$0.051^{+0.12}_{-0.10}$
	3.686 GeV	19.72	$17.3^{+5.7}_{-5.1}$	4.98	1.031	$19.2^{+6.3}_{-5.7} \pm 2.9$	$0.045^{+0.008}_{-0.007}$
	3.773 GeV	17.3	$8.6^{+4.0}_{-3.3}$	5.09	1.028	$10.7^{+5.0}_{-4.1} \pm 1.7$	$0.034^{+0.008}_{-0.007}$
$\rho\eta$	3.650 GeV	6.42	$2.3^{+2.1}_{-1.4}$	10.9	1.028	$8.1^{+7.4}_{-4.9} \pm 1.1$	$0.030^{+0.014}_{-0.009}$
	3.686 GeV	19.72	$16.0^{+5.6}_{-5.0}$	10.9	1.028	$18.4^{+8.6}_{-7.8} \pm 1.9$	$0.046^{+0.011}_{-0.010}$
	3.773 GeV	17.3	$5.8^{+3.3}_{-2.6}$	10.7	1.026	$7.8^{+4.4}_{-3.5} \pm 0.08$	$0.030^{+0.009}_{-0.007}$
$\rho\eta'$	3.650 GeV	6.42	< 4.4	4.33	1.021	< 89	< 0.192
	3.686 GeV	19.72	$2.9^{+2.4}_{-1.6}$	4.43	1.020	$18.6^{+15.4}_{-10.3} \pm 3.6$	$0.050^{+0.021}_{-0.015}$
	3.773 GeV	17.3	< 3.9	4.56	1.019	< 28	< 0.106

Fig. 2 shows the results of the form factor $|\mathcal{F}_{\omega\pi^0}|$ from our measurements, CMD-2⁹, and DM2¹⁰, and the calculated value of $|\mathcal{F}_{\omega\pi^0}|$ at $s = m_{J/\psi}^2$. Curve (A) is predicted by J.-M. Gérard and G. López Castro¹¹ as:

$$|\mathcal{F}_{\omega\pi^0}(s \rightarrow \infty)| = \frac{f_\omega f_\pi}{3\sqrt{2}s}, \quad (1)$$

with $f_\omega = 17.05 \pm 0.28$ and $f_\pi = 0.1307$ GeV, the decay constants of ω and π , respectively.

Curve (B) is predicted by Victor Chernyak¹²:

$$|\mathcal{F}_{\omega\pi^0}(s)| = |\mathcal{F}_{\omega\pi^0}(0)| \frac{m_\rho^2 M_{\rho'}^2}{(m_\rho^2 - s)(M_{\rho'}^2 - s)}, \quad (2)$$

where m_ρ and $M_{\rho'}$ are the masses of $\rho(770)$ and $\rho(1450)$, respectively. From Fig. 2, our results agree with the description of Eq. (1).

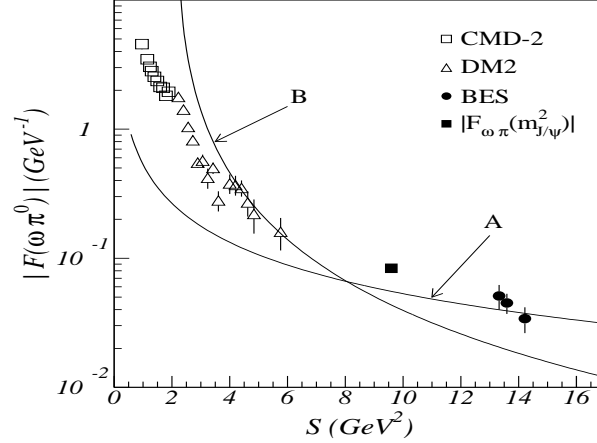


Figure 2: Energy dependence of the $e^+e^- \rightarrow \gamma^* \rightarrow \omega\pi^0$ form factor. Curve (A) is calculated with Eq. (1), while curve (B) is calculated with Eq. (2).

4 Measurements of $\psi(2S)$ decays into $K^*(892)\bar{K} + c.c.$, $\phi\pi^0$, $\phi\eta$, $\phi\eta'$, $\omega\eta$, and $\omega\eta'$

For $\psi(2S) \rightarrow K^*(892)\bar{K} + c.c.$, we study its final state $K_s^0 K^\pm \pi^\mp \rightarrow \pi^+ \pi^- K^\pm \pi^\mp$ ¹³. The other decay modes are studied with ϕ decays to $K^+ K^-$, ω to $\pi^+ \pi^- \pi^0$, η' to $\eta \pi^+ \pi^-$ or $\gamma \pi^+ \pi^-$, and π^0 and η to 2γ ¹⁴. The results are listed in Table 2.

Table 2: Branching fractions and upper limits (90% C.L.) measured for $\psi(2S)$ decays. Results for corresponding J/ψ branching fractions and the ratios $Q_h = \frac{B(\psi(2S) \rightarrow h)}{B(J/\psi \rightarrow h)}$ are also given.

h	$B(\psi(2S) \rightarrow) \times 10^{-5}$	$B(J/\psi \rightarrow) \times 10^{-4}$	Q_h (%)
$\rho\pi$	$5.1 \pm 0.7 \pm 1.1$	127 ± 9	0.40 ± 0.11
$K^*(892)^+ K^- + c.c.$	$2.9_{-1.7}^{+1.3} \pm 0.4$	50 ± 4	$0.59_{-0.36}^{+0.27}$
$K^*(892)^0 \bar{K}^0 + c.c.$	$13.3_{-2.8}^{+2.4} \pm 1.7$	42 ± 4	3.2 ± 0.8
$\omega\pi^0$	$1.87_{-0.62}^{+0.68} \pm 0.28$	4.2 ± 0.6	$4.4_{-1.6}^{+1.8}$
$\rho\eta$	$1.78_{-0.62}^{+0.67} \pm 0.17$	1.93 ± 0.23	$9.2_{-3.3}^{+3.6}$
$\rho\eta'$	$1.87_{-1.11}^{+1.64} \pm 0.33$	1.05 ± 0.18	$17.8_{-11.1}^{+15.9}$
$\phi\pi^0$	< 0.41	< 0.068	—
$\phi\eta$	$3.3 \pm 1.1 \pm 0.5$	6.5 ± 0.7	5.1 ± 1.9
$\phi\eta'$	$2.8 \pm 1.5 \pm 0.6$	3.3 ± 0.4	8.5 ± 5.0
$\omega\eta$	< 3.2	15.8 ± 1.6	< 2.0
$\omega\eta'$	$3.1_{-2.0}^{+2.4} \pm 0.7$	1.67 ± 0.25	19_{-13}^{+15}
$p\bar{p}\pi^0$	$13.2 \pm 1.0 \pm 1.5$	10.9 ± 0.09	12.1 ± 1.9
$p\bar{p}\eta$	$5.8 \pm 1.1 \pm 0.7$	2.09 ± 0.18	2.8 ± 0.7

5 Analysis of $\psi(2S) \rightarrow p\bar{p}\pi^0(\eta)$

The final states of these two decay modes are the same $p\bar{p}\gamma\gamma$, and the signal event numbers are got by fitting the $\gamma\gamma$ invariant mass distribution in the selected events with $p\bar{p}\gamma\gamma$ final state¹⁵. The branching fractions for $\psi(2S) \rightarrow p\bar{p}\pi^0$ and $\psi(2S) \rightarrow p\bar{p}\eta$ are listed in Table 2. For $\psi(2S) \rightarrow p\bar{p}\pi^0$, the errors are much smaller than the previous measurement by Mark-II¹. There are enhancements with $p\pi$ and $p\eta$ mass around 1.5 GeV, and weak evidences for the $p\bar{p}$ threshold enhancements in both channels.

6 Summary

We report the results on $\psi(2S)$ decays into 10 VP channels and $p\bar{p}\pi^0(\eta)$ final states. The branching fractions in our measurement are consistent with those of CLEO¹⁶. With the measured branching fractions, the “12% rule” is tested. From the ratios Q_h in Table 2, we see the channels of $\rho\eta$, $\rho\eta'$, $\phi\eta'$, $\omega\eta'$ and $p\bar{p}\pi^0$ are consistent with “12% rule”, while the others are suppressed. The solution to the “ $\rho\pi$ puzzle” seems to need more accurate measurements and further effort from theory.

Acknowledgments

I would like to thank Profs. J. Tran Thanh Van for the friendly hospitality. I would like also to thank my colleagues of BES collaboration who did the good work which are reported here.

References

1. Mark-II Collab., M. E. B. Franklin. *et al.*, Phys. Rev. Lett. **51**, 963 (1983).
2. BES Collab., J. Z. Bai *et al.*, Phys. Rev. Lett. **81**, 5080 (1998).
3. W. S. Hou and A. Soni, Phys. Rev. Lett. **50**, 569 (1983); G. Karl and W. Roberts, Phys. Lett. **B144**, 243 (1984); S. J. Brodsky *et al.*, Phys. Rev. Lett. **59**, 621 (1987); M. Chaichian *et al.*, Nucl. Phys. **B323**, 75 (1989); S. S. Pinsky, Phys. Lett. **B236**, 479 (1990); X. Q. Li *et al.*, Phys. Rev. **D55**, 1421 (1997); S. J. Brodsky and M. Karliner, Phys. Rev. Lett. **78**, 4682 (1997); Yu-Qi Chen and Eric Braaten, Phys. Rev. Lett. **80**, 5060 (1998); M. Suzuki, Phys. Rev. **D63**, 054021 (2001); J. L. Rosner, Phys. Rev. **D64**, 094002 (2001); J. P. Ma, Phys. Rev. **D65**, 097506 (2002); M. Suzuki, Phys. Rev. **D65**, 097507 (2002).
4. CERN Program Library Long Writeup D506.
5. BES Collob., M. Ablikim *et al.*, hep-ex/0408047 (Accepted by Phys. Lett. **B**).
6. S. P. Chi *et al.*, High Energy Phys. and Nucl. Phys. **28**, 1135 (2004).
7. BES Collab., J. Z. Bai *et al.*, Phys. Lett. **B603**, 130 (2004).
8. BES Collab., J. Z. Bai *et al.*, Phys. Rev. **D70**, 112007 (2004).
9. CMD-2 Collab., R. R. Akhmetshin *et al.*, Phys. Lett. **B466**, 392 (1999).
10. DM2 Collab., D. Bisello *et al.*, Nucl. Phys. (Proc. Suppl.) **21**, 111 (1991).
11. J.-M. Gérard and G. López Castro, Phys. Lett. **B425**, 365 (1998).
12. Victor Chernyak, hep-ph/9906387.
13. BES Collob., M. Ablikim *et al.*, Phys. Lett. **B614**, 37 (2005).
14. BES Collab., J. Z. Bai *et al.*, Phys. Rev. **D70**, 112003 (2004).
15. BES Collab., J. Z. Bai *et al.*, Phys. Rev. **D71**, 072006 (2002).
16. CLEO Collab., N. E. Adam *et al.*, Phys. Rev. Lett. **94**, 012005 (2005).