

DESY 05-018

January, 2005

Search for pentaquarks decaying to $\Xi\pi$ in deep inelastic scattering at HERA

ZEUS Collaboration

Abstract

A search for pentaquarks decaying to $\Xi^-\pi^-$ ($\Xi^-\pi^+$) and corresponding antiparticles has been performed with the ZEUS detector at HERA. The data sample consists of deep inelastic ep scattering events at centre-of-mass energies of 300 and 318 GeV, and corresponds to 121 pb^{-1} of integrated luminosity. A clear signal for $\Xi^0(1530) \rightarrow \Xi^-\pi^+$ was observed. However, no signal for any new baryonic state was observed at higher masses in either the $\Xi^-\pi^-$ or $\Xi^-\pi^+$ channels. The searches in the antiparticle channels were also negative. Upper limits on the ratio of a possible $\Xi_{3/2}^{--}$ ($\Xi_{3/2}^0$) signal to the $\Xi^0(1530)$ signal were set in the mass range 1650–2350 MeV.

The ZEUS Collaboration

S. Chekanov, M. Derrick, S. Magill, S. Miglioranzi¹, B. Musgrave, J. Repond, R. Yoshida
*Argonne National Laboratory, Argonne, Illinois 60439-4815, USA*ⁿ

M.C.K. Mattingly

Andrews University, Berrien Springs, Michigan 49104-0380, USA

N. Pavel, A.G. Yagięs Molina

Institut für Physik der Humboldt-Universität zu Berlin, Berlin, Germany

P. Antonioli, G. Bari, M. Basile, L. Bellagamba, D. Boscherini, A. Bruni, G. Bruni,
G. Cara Romeo, L. Cifarelli, F. Cindolo, A. Contin, M. Corradi, S. De Pasquale, P. Giusti,
G. Iacobucci, A. Margotti, A. Montanari, R. Nania, F. Palmonari, A. Pesci, A. Polini,
L. Rinaldi, G. Sartorelli, A. Zichichi

University and INFN Bologna, Bologna, Italy^e

G. Aghuzumtsyan, D. Bartsch, I. Brock, S. Goers, H. Hartmann, E. Hilger, P. Irrgang, H.-
P. Jakob, O. Kind, U. Meyer, E. Paul², J. Rautenberg, R. Renner, K.C. Voss³, M. Wang,
M. Wlasenko

Physikalisches Institut der Universität Bonn, Bonn, Germany^b

D.S. Bailey⁴, N.H. Brook, J.E. Cole, G.P. Heath, T. Namsoo, S. Robins

H.H. Wills Physics Laboratory, University of Bristol, Bristol, United Kingdom^m

M. Capua, A. Mastroberardino, M. Schioppa, G. Susinno, E. Tassi

Calabria University, Physics Department and INFN, Cosenza, Italy^e

J.Y. Kim, K.J. Ma⁵

Chonnam National University, Kwangju, South Korea^g

M. Helbich, Y. Ning, Z. Ren, W.B. Schmidke, F. Sciulli

Nevis Laboratories, Columbia University, Irvington on Hudson, New York 10027^o

J. Chwastowski, A. Eskreys, J. Figiel, A. Galas, K. Olkiewicz, P. Stopa, D. Szuba, L. Za-
wiejski

*Institute of Nuclear Physics, Cracow, Poland*ⁱ

L. Adamczyk, T. Bóld, I. Grabowska-Bóld, D. Kisięlewska, A.M. Kowal, J. Łukasik,
M. Przybycięń, L. Suszycki, J. Szuba⁶

*Faculty of Physics and Applied Computer Science, AGH-University of Science and Tech-
nology, Cracow, Poland*^p

A. Kotański⁷, W. Słomiński

Department of Physics, Jagellonian University, Cracow, Poland

V. Adler, U. Behrens, I. Bloch, K. Borrás, G. Drews, J. Fourletova, A. Geiser, D. Gladkov, P. Göttlicher⁸, O. Gutsche, T. Haas, W. Hain, C. Horn, B. Kahle, U. Kötz, H. Kowalski, G. Kramberger, D. Lelas⁹, H. Lim, B. Löhr, R. Mankel, I.-A. Melzer-Pellmann, C.N. Nguyen, D. Notz, A.E. Nuncio-Quiroz, A. Raval, R. Santamarta, U. Schneekloth, U. Stösslein, G. Wolf, C. Youngman, W. Zeuner

Deutsches Elektronen-Synchrotron DESY, Hamburg, Germany

S. Schlenstedt

Deutsches Elektronen-Synchrotron DESY, Zeuthen, Germany

G. Barbagli, E. Gallo, C. Genta, P. G. Pelfer

University and INFN, Florence, Italy^e

A. Bamberger, A. Benen, F. Karstens, D. Dobur, N.N. Vlasov¹⁰

Fakultät für Physik der Universität Freiburg i.Br., Freiburg i.Br., Germany^b

P.J. Bussey, A.T. Doyle, J. Ferrando, J. Hamilton, S. Hanlon, D.H. Saxon, I.O. Skillicorn
Department of Physics and Astronomy, University of Glasgow, Glasgow, United Kingdom^m

I. Gialas¹¹

Department of Engineering in Management and Finance, Univ. of Aegean, Greece

T. Carli, T. Gosau, U. Holm, N. Krumnack¹², E. Lohrmann, M. Milite, H. Salehi, P. Schleper, T. Schörner-Sadenius, S. Stonjek¹³, K. Wichmann, K. Wick, A. Ziegler, Ar. Ziegler

Hamburg University, Institute of Exp. Physics, Hamburg, Germany^b

C. Collins-Tooth¹⁴, C. Foudas, C. Fry, R. Gonçalo¹⁵, K.R. Long, A.D. Tapper

Imperial College London, High Energy Nuclear Physics Group, London, United Kingdom^m

M. Kataoka¹⁶, K. Nagano, K. Tokushuku¹⁷, S. Yamada, Y. Yamazaki

Institute of Particle and Nuclear Studies, KEK, Tsukuba, Japan^f

A.N. Barakbaev, E.G. Boos, N.S. Pokrovskiy, B.O. Zhautykov

Institute of Physics and Technology of Ministry of Education and Science of Kazakhstan, Almaty, Kazakhstan

D. Son

Kyungpook National University, Center for High Energy Physics, Daegu, South Korea^g

J. de Favereau, K. Piotrkowski

Institut de Physique Nucléaire, Université Catholique de Louvain, Louvain-la-Neuve, Belgium^q

F. Barreiro, C. Glasman¹⁸, O. González, M. Jimenez, L. Labarga, J. del Peso, J. Terrón,
M. Zambrana

Departamento de Física Teórica, Universidad Autónoma de Madrid, Madrid, Spain^l

M. Barbi, F. Corriveau, C. Liu, S. Padhi, M. Plamondon, D.G. Stairs, R. Walsh, C. Zhou
Department of Physics, McGill University, Montréal, Québec, Canada H3A 2T8^a

T. Tsurugai

Meiji Gakuin University, Faculty of General Education, Yokohama, Japan^f

A. Antonov, P. Danilov, B.A. Dolgoshein, V. Sosnovtsev, A. Stifutkin, S. Suchkov
Moscow Engineering Physics Institute, Moscow, Russia^j

R.K. Dementiev, P.F. Ermolov, L.K. Gladilin, I.I. Katkov, L.A. Khein, I.A. Korzhavina,
V.A. Kuzmin, B.B. Levchenko, O.Yu. Lukina, A.S. Proskuryakov, L.M. Shcheglova,
D.S. Zotkin, S.A. Zotkin

Moscow State University, Institute of Nuclear Physics, Moscow, Russia^k

I. Abt, C. Büttner, A. Caldwell, X. Liu, J. Sutiak

Max-Planck-Institut für Physik, München, Germany

N. Coppola, G. Grigorescu, S. Grijpink, A. Keramidas, E. Koffeman, P. Kooijman,
E. Maddox, A. Pellegrino, S. Schagen, H. Tiecke, M. Vázquez, L. Wiggers, E. de Wolf
NIKHEF and University of Amsterdam, Amsterdam, Netherlands^h

N. Brümmner, B. Bylsma, L.S. Durkin, T.Y. Ling

Physics Department, Ohio State University, Columbus, Ohio 43210ⁿ

P.D. Allfrey, M.A. Bell, A.M. Cooper-Sarkar, A. Cottrell, R.C.E. Devenish, B. Foster,
G. Grzelak, C. Gwenlan¹⁹, T. Kohno, S. Patel, P.B. Straub, R. Walczak

Department of Physics, University of Oxford, Oxford United Kingdom^m

P. Bellan, A. Bertolin, R. Brugnera, R. Carlin, R. Ciesielski, F. Dal Corso, S. Dusini,
A. Garfagnini, S. Limentani, A. Longhin, L. Stanco, M. Turcato

Dipartimento di Fisica dell'Università and INFN, Padova, Italy^e

E.A. Heaphy, F. Metlica, B.Y. Oh, J.J. Whitmore²⁰

*Department of Physics, Pennsylvania State University, University Park, Pennsylvania
16802^o*

Y. Iga

Polytechnic University, Sagami-hara, Japan^f

G. D'Agostini, G. Marini, A. Nigro

Dipartimento di Fisica, Università 'La Sapienza' and INFN, Rome, Italy^e

J.C. Hart

Rutherford Appleton Laboratory, Chilton, Didcot, Oxon, United Kingdom ^m

H. Abramowicz²¹, A. Gabareen, S. Kananov, A. Kreisel, A. Levy

Raymond and Beverly Sackler Faculty of Exact Sciences, School of Physics, Tel-Aviv University, Tel-Aviv, Israel ^d

M. Kuze

Department of Physics, Tokyo Institute of Technology, Tokyo, Japan ^f

S. Kagawa, T. Tawara

Department of Physics, University of Tokyo, Tokyo, Japan ^f

R. Hamatsu, H. Kaji, S. Kitamura²², K. Matsuzawa, O. Ota, Y.D. Ri

Tokyo Metropolitan University, Department of Physics, Tokyo, Japan ^f

M. Costa, M.I. Ferrero, V. Monaco, R. Sacchi, A. Solano

Università di Torino and INFN, Torino, Italy ^e

M. Arneodo, M. Ruspa

Università del Piemonte Orientale, Novara, and INFN, Torino, Italy ^e

S. Fourletov, T. Koop, J.F. Martin, A. Mirea

Department of Physics, University of Toronto, Toronto, Ontario, Canada M5S 1A7 ^a

J.M. Butterworth²³, R. Hall-Wilton, T.W. Jones, J.H. Loizides²⁴, M.R. Sutton⁴, C. Targett-Adams, M. Wing

Physics and Astronomy Department, University College London, London, United Kingdom ^m

J. Ciborowski²⁵, P. Kulinski, P. Łuźniak²⁶, J. Malka²⁶, R.J. Nowak, J.M. Pawlak, J. Sztuk²⁷,

T. Tymieniecka, A. Tyszkiewicz²⁶, A. Ukleja, J. Ukleja²⁸, A.F. Żarnecki
Warsaw University, Institute of Experimental Physics, Warsaw, Poland

M. Adamus, P. Plucinski

Institute for Nuclear Studies, Warsaw, Poland

Y. Eisenberg, D. Hochman, U. Karshon, M.S. Lightwood

Department of Particle Physics, Weizmann Institute, Rehovot, Israel ^c

A. Everett, D. Kçira, S. Lammers, L. Li, D.D. Reeder, M. Rosin, P. Ryan, A.A. Savin, W.H. Smith

Department of Physics, University of Wisconsin, Madison, Wisconsin 53706, USA ⁿ

S. Dhawan

Department of Physics, Yale University, New Haven, Connecticut 06520-8121, USA ⁿ

S. Bhadra, C.D. Catterall, Y. Cui, G. Hartner, S. Menary, U. Noor, M. Soares, J. Standage,
J. Whyte

Department of Physics, York University, Ontario, Canada M3J 1P3^a

- ¹ also affiliated with University College London, UK
- ² retired
- ³ now at the University of Victoria, British Columbia, Canada
- ⁴ PPARC Advanced fellow
- ⁵ supported by a scholarship of the World Laboratory Björn Wiik Research Project
- ⁶ partly supported by Polish Ministry of Scientific Research and Information Technology, grant no.2P03B 12625
- ⁷ supported by the Polish State Committee for Scientific Research, grant no. 2 P03B 09322
- ⁸ now at DESY group FEB, Hamburg, Germany
- ⁹ now at LAL, Université de Paris-Sud, IN2P3-CNRS, Orsay, France
- ¹⁰ partly supported by Moscow State University, Russia
- ¹¹ also affiliated with DESY
- ¹² now at Baylor University, USA
- ¹³ now at University of Oxford, UK
- ¹⁴ now at the Department of Physics and Astronomy, University of Glasgow, UK
- ¹⁵ now at Royal Holloway University of London, UK
- ¹⁶ also at Nara Women's University, Nara, Japan
- ¹⁷ also at University of Tokyo, Japan
- ¹⁸ Ramón y Cajal Fellow
- ¹⁹ PPARC Postdoctoral Research Fellow
- ²⁰ on leave of absence at The National Science Foundation, Arlington, VA, USA
- ²¹ also at Max Planck Institute, Munich, Germany, Alexander von Humboldt Research Award
- ²² present address: Tokyo Metropolitan University of Health Sciences, Tokyo 116-8551, Japan
- ²³ also at University of Hamburg, Germany, Alexander von Humboldt Fellow
- ²⁴ partially funded by DESY
- ²⁵ also at Łódź University, Poland
- ²⁶ Łódź University, Poland
- ²⁷ Łódź University, Poland, supported by the KBN grant 2P03B12925
- ²⁸ supported by the KBN grant 2P03B12725

- ^a supported by the Natural Sciences and Engineering Research Council of Canada (NSERC)
- ^b supported by the German Federal Ministry for Education and Research (BMBF), under contract numbers HZ1GUA 2, HZ1GUB 0, HZ1PDA 5, HZ1VFA 5
- ^c supported in part by the MINERVA Gesellschaft für Forschung GmbH, the Israel Science Foundation (grant no. 293/02-11.2), the U.S.-Israel Binational Science Foundation and the Benozio Center for High Energy Physics
- ^d supported by the German-Israeli Foundation and the Israel Science Foundation
- ^e supported by the Italian National Institute for Nuclear Physics (INFN)
- ^f supported by the Japanese Ministry of Education, Culture, Sports, Science and Technology (MEXT) and its grants for Scientific Research
- ^g supported by the Korean Ministry of Education and Korea Science and Engineering Foundation
- ^h supported by the Netherlands Foundation for Research on Matter (FOM)
- ⁱ supported by the Polish State Committee for Scientific Research, grant no. 620/E-77/SPB/DESY/P-03/DZ 117/2003-2005 and grant no. 1P03B07427/2004-2006
- ^j partially supported by the German Federal Ministry for Education and Research (BMBF)
- ^k supported by RF Presidential grant N 1685.2003.2 for the leading scientific schools and by the Russian Ministry of Education and Science through its grant for Scientific Research on High Energy Physics
- ^l supported by the Spanish Ministry of Education and Science through funds provided by CICYT
- ^m supported by the Particle Physics and Astronomy Research Council, UK
- ⁿ supported by the US Department of Energy
- ^o supported by the US National Science Foundation
- ^p supported by the Polish Ministry of Scientific Research and Information Technology, grant no. 112/E-356/SPUB/DESY/P-03/DZ 116/2003-2005 and 1 P03B 065 27
- ^q supported by FNRS and its associated funds (IISN and FRIA) and by an Inter-University Attraction Poles Programme subsidised by the Belgian Federal Science Policy Office

1 Introduction

A number of experiments [1] including ZEUS [2] have reported narrow signals in the vicinity of 1530 MeV in the nK^+ and pK_S^0 invariant-mass spectra. The signals are consistent with the exotic pentaquark baryon state Θ^+ with quark content $uudd\bar{s}$ [3]. Several other experiments have searched for this state with negative results [4–7].

The Θ^+ lies at the apex of a hypothetical antidecuplet of pentaquarks with spin 1/2 [3]. The baryonic states $\Xi_{3/2}^{--}$ and $\Xi_{3/2}^+$ at the bottom of this antidecuplet are also manifestly exotic. According to Diakonov et al. [3], the members of the antidecuplet, which belong to the isospin quartet of $S = -2$ baryons, have a mass of about 2070 MeV and a partial decay width into $\Xi\pi$ of about 40 MeV. On the other hand, Jaffe and Wilczek [8] predicted a mass around 1750 MeV and a width 50% larger for these states than that of the Θ^+ . The isospin 3/2 multiplet contains two states with ordinary charge assignments ($\Xi_{3/2}^0, \Xi_{3/2}^-$) in addition to the exotic states $\Xi_{3/2}^+(uuss\bar{d})$ and $\Xi_{3/2}^{--}(ddss\bar{u})$. Recently, NA49 [9] at the CERN SPS reported the observation of the $\Xi_{3/2}^{--}$ and $\Xi_{3/2}^0$ members of the $\Xi_{3/2}$ multiplet, with a mass of 1862 ± 2 MeV and a width below 18 MeV. The signals were also seen in the corresponding antibaryon spectra. However, searches for such resonances by other experiments [4, 5, 7, 10, 11] were negative.

This paper describes a search for new baryonic states in the $\Xi^-\pi^\pm$ and $\bar{\Xi}^+\pi^\pm$ invariant-mass spectra in ep collisions measured with the ZEUS detector at HERA. The studies were performed in the central pseudorapidity region where hadron production is dominated by fragmentation. The analysis was restricted to the deep inelastic scattering (DIS) regime, and the $\Xi^-(\bar{\Xi}^+)$ states were reconstructed via the $\Lambda\pi^-(\bar{\Lambda}\pi^+)$ decay channel.

2 Experimental setup

ZEUS is a multipurpose detector described in detail elsewhere [12]. The main components used in the present study are the central tracking detector and the uranium-scintillator calorimeter.

The central tracking detector (CTD) [13] is a cylindrical drift chamber with nine superlayers covering the polar-angle¹ region $15^\circ \leq \theta \leq 164^\circ$ and the radial range 18.2–79.4 cm. The transverse-momentum resolution for charged tracks traversing all CTD layers is $\sigma(p_T)/p_T = 0.0058p_T \oplus 0.0065 \oplus 0.0014/p_T$, with p_T in GeV. To estimate the energy loss

¹ The ZEUS coordinate system is a right-handed Cartesian system, with the Z axis pointing in the proton beam direction, referred to as the “forward direction”, and the X axis pointing left toward the center of HERA. The coordinate origin is at the nominal interaction point.

per unit length, dE/dx , of particles in the CTD [14], the truncated mean of the anode-wire pulse heights was calculated, which removes the lowest 10% and at least the highest 30% depending on the number of saturated hits. The measured dE/dx values were normalised to the dE/dx peak position for tracks with momenta $0.3 < p < 0.4$ GeV, the region of minimum ionisation for pions. Henceforth, dE/dx is quoted in units of minimum ionising particles (mips). The resolution of the dE/dx measurement for full-length tracks is about 9%. The tracking system was used to establish the primary and secondary vertices.

The CTD is surrounded by the uranium-scintillator calorimeter, the CAL [15], which is divided into three parts: forward, barrel and rear. The calorimeter is longitudinally segmented into electromagnetic and hadronic sections. The smallest subdivision of the calorimeter is called a cell. The energy resolution of the calorimeter under test-beam conditions is $\sigma_E/E = 0.18/\sqrt{E}$ for electrons and $\sigma_E/E = 0.35/\sqrt{E}$ for hadrons (with E in GeV). A presampler [16] mounted in front of the calorimeter was used to correct the energy of the scattered electron². The position of electrons scattered with a small angle was measured using the small-angle rear tracking detector (SRTD) [17].

The luminosity was determined from the rate of the bremsstrahlung process $ep \rightarrow ep\gamma$, where the photon was measured with a lead-scintillator calorimeter [18] located at $Z = -107$ m.

3 Data sample

The data sample for this analysis was taken during the 1996–2000 running period of HERA, and corresponds to an integrated luminosity of 121 pb^{-1} . The electron-beam energy was 27.5 GeV and the proton-beam energy was 820 GeV for the 96–97 running period and 920 GeV for the 98–00 running period.

The exchanged photon virtuality, Q^2 , was reconstructed from the energy and angle of the scattered electron. The scattered-electron candidate was identified from the pattern of energy deposits in the CAL [19]. The following requirements were used to select neutral current DIS events:

- $E_{e'} \geq 5$ GeV, where $E_{e'}$ is the energy of the scattered electron;
- a primary vertex position in the range $|Z_{\text{vertex}}| \leq 50$ cm;
- $35 \leq \sum E_i(1 - \cos \theta_i) \leq 60$ GeV, where E_i is the energy of the i th calorimeter cell and θ_i is its polar angle with respect to the measured primary vertex position, and the sum runs over all cells;

² From now on, the word “electron” is used as a generic term for either electrons or positrons.

- $Q^2 > 1 \text{ GeV}^2$.

The present analysis was based on tracks measured in the CTD. All tracks were required to pass through at least three CTD superlayers. This requirement corresponds to the pseudorapidity range $|\eta| < 1.75$ in the laboratory frame. Only tracks with transverse momenta $p_T^{\text{lab}} > 150 \text{ MeV}$ were considered. The above cuts restricted this analysis to a region where the track acceptance and resolution of the CTD are high.

The energy-loss measurement in the CTD, dE/dx , was used for particle identification. Tracks with $f < dE/dx < F$ were taken as (anti)proton candidates, where $f = 0.3/p^2 + 0.8$ and $F = 1.0/p^2 + 1.2$ (p is the total track momentum in GeV) are functions motivated by the Bethe-Bloch equation. The dE/dx requirements for $\pi^+(\pi^-)$ candidates were $dE/dx < ((0.1/p^2) + 0.8)$ or $dE/dx < 1.8 \text{ mips}$.

Candidates for long-lived neutral strange hadrons decaying to two charged particles were identified by selecting pairs of oppositely charged tracks fitted to a displaced secondary vertex. Events were required to have at least one such candidate.

As a first step in the $\Xi^-\pi^-(\Xi^-\pi^+)$ invariant-mass reconstruction, Λ baryons were identified. Then, the Λ baryons were combined with a π^- to form Ξ^- candidates. Finally, the $\Xi^-\pi^-(\Xi^-\pi^+)$ invariant mass was reconstructed using pions associated with the primary vertex. The same procedure was used for the antiparticles.

The Λ baryons were identified by their charged decay mode, $\Lambda \rightarrow p\pi^-$, using pairs of tracks from secondary vertices. In order to reduce background further, the track with the higher momentum was required to have a dE/dx consistent with that of a proton and was assigned the proton mass. The resulting invariant-mass spectra for $p\pi^-$ and $\bar{p}\pi^+$ are shown in Fig. 1. The measured number of Λ baryons, as well as the background under the peak, are higher for the $p\pi^-$ than for the $\bar{p}\pi^+$ spectrum. This is because of tracks produced in secondary interactions in the beampipe.

To reconstruct Ξ^- candidates, Λ candidates with invariant masses in the range 1111–1121 MeV were combined with negatively charged tracks. The distance of closest approach (DCA) in three dimensions between the trajectories of the Λ and the π^- was calculated and a cut on the DCA of 1.0 cm was used to select preferentially those coming from the same vertex. In addition, the following cuts were applied to increase the significance of the Ξ^- signal:

- the distance between the decay of the Ξ^- and the primary vertex was required to be larger than 1.75 cm, since most of the combinatorial background comes from tracks originating from the primary vertex [20];
- the momentum of the π^- candidate was required to be less than the momentum of the Λ candidate, since in the Ξ^- decay, the Λ takes the largest fraction of the Ξ^- momentum;

- the Λ decay was required to be further from the primary vertex than the Ξ^- decay.

The resulting $\Lambda\pi^-$ and $\bar{\Lambda}\pi^+$ invariant-mass spectra are shown in Fig. 2. Because of the short decay length of the Ξ , the cuts eliminate the contributions from secondary interactions in the beampipe; the number of Ξ^- and $\bar{\Xi}^+$ are the same within their uncertainties. The measured width of the $\bar{\Xi}^+$ is somewhat larger than that of the Ξ^- as expected from the different momentum resolution for positive and negative particles. The Ξ^- candidates were selected within the invariant-mass range 1317–1327 MeV, shown as the shaded areas. In order to decrease the combinatorial background, only events with one Ξ^- candidate, which comprises 92% of the whole sample, were retained.

To search for the exotic $\Xi_{3/2}^{--}$ state, the selected Ξ^- candidates were combined with π^- tracks from the primary vertex. To reduce background, only tracks with momenta smaller than those of the Ξ^- were used. Analogous searches were performed for the $\bar{\Xi}_{3/2}^{++}$, $\Xi_{3/2}^0$ and $\bar{\Xi}_{3/2}^0$.

A number of checks were carried out to verify the robustness of the above reconstruction procedure: (a) the dE/dx requirements for pions and protons were removed; (b) events with multiple Ξ^- candidates were retained; (c) the cut on the DCA was varied between 0.5 cm and 3.0 cm; (d) the cut on the distance between the decay position of the Ξ^- and the primary vertex was varied between 1.0 cm and 3.0 cm. In all these cases, the variations had a small impact on the reconstruction efficiency of the $\Xi^- \rightarrow \Lambda\pi^-$ and $\Xi^0(1530) \rightarrow \Xi^-\pi^+$ decay channels, or led to a reduction of the signal-to-background ratio at the level of 10–30%.

4 Results and Conclusions

The resulting $\Xi\pi$ invariant-mass spectrum for the sum of all four charge combinations, $\Xi^-\pi^-$, $\Xi^-\pi^+$, $\bar{\Xi}^+\pi^-$, $\bar{\Xi}^+\pi^+$ is shown in Fig. 3a for $Q^2 > 1 \text{ GeV}^2$. The invariant-mass spectra for each $\Xi\pi$ combination separately are shown in Fig. 4. In both the $\Xi^-\pi^+$ and $\bar{\Xi}^+\pi^-$ spectra, the well established $\Xi^0(1530)$ state [21] is observed. The $\Xi^0(1530)$ peak was fitted by a Gaussian, and the background was parametrised by the function:

$$B(M) = P_1(M - m_\Xi - m_\pi)^{P_2} e^{-P_3(M - m_\Xi - m_\pi)}, \quad (1)$$

where M is the $\Xi\pi$ invariant mass, m_Ξ and m_π are the masses of the Ξ and the π , respectively, and P_1 , P_2 and P_3 are free parameters. The extracted number of signal events was 192 ± 30 . The measured peak position of 1533.3 ± 1.0 (stat.) MeV is consistent with the PDG value [21], taking into account a systematic uncertainty of 1–2 MeV on the mass measurement. The measured width of 6.6 ± 1.4 (stat.) MeV is consistent with the detector resolution. No signal is observed near 1860 MeV in any of the spectra.

A similar analysis was performed for $Q^2 > 20 \text{ GeV}^2$, a kinematic region of DIS where the Θ^+ state was most clearly observed by ZEUS [2]. The resulting invariant-mass spectrum of $\Xi\pi$ for the sum of all four charge combinations is shown in Fig. 3b. Again, no signal is observed near 1862 MeV.

In addition to the peak near 1530 MeV due to the established $\Xi^0(1530)$ state, a possible peak near 1690 MeV for $Q^2 > 20 \text{ GeV}^2$ is observed (Fig. 3b). This enhancement could be due to the $\Xi(1690)$ baryon, the properties of which are not well determined [21]. Using the fit described in Eq. (1), the mass of this peak was found to be at 1687.5 ± 4.0 (stat.) MeV, and the Gaussian width was 9.5 ± 3.7 (stat.) MeV. The statistical significance of this signal is 2.5σ .

According to the NA49 study [9], two additional cuts were used to reduce the background for the pentaquark searches: a cut on the opening angle between the Ξ and the π , and a cut on the momentum of the pion used in the reconstruction of the $\Xi\pi$ invariant mass. These two cuts were also tried in this analysis, with the opening-angle cut varied from 0.1 to 0.5 radians, and the π momentum cut varied from 0.5 GeV to 1.5 GeV. In no case was a pentaquark signal seen. However, these two cuts changed the background shape by rejecting events near the $\Xi\pi$ mass threshold, reducing or completely suppressing the $\Xi^0(1530)$ signal.

Given the absence of a signal in our data, 95% C.L. limits were set on the production of new states decaying to $\Xi^-\pi^-$ or $\Xi^-\pi^+$ in the mass range 1650–2350 MeV in DIS for $Q^2 > 1 \text{ GeV}^2$. The upper limits on the ratio, R , of the number of events in a (sliding) mass window to the reconstructed number of $\Xi^0(1530)$ events are presented. This ratio is a good indicator of the sensitivity to a new state, given the robust signal observed for the established $\Xi^0(1530)$ state. Most of the acceptances and reconstruction efficiencies largely cancelled in the ratio; some residual effects are present since the acceptance has a dependence on the mass of the state. For example, the rapidity distribution of the $\Xi\pi$ combinations in the centre-of-mass system changes markedly over the mass range.

The limits were set using Bayesian statistics assuming flat prior distributions for R . The width of the search window was set equal to 26.4 MeV, which is $\pm 2\sigma$ of the measured width of the $\Xi^0(1530)$. The background was modelled using Eq. (1). The 95% C.L. limits on R varied between 0.1 to 0.5 as a function of the central value of the mass window, as shown in Fig. 3a. In the NA49 signal region, R is less than 0.29 at the 95% C.L.

In addition to the above method, the 95% C.L. limits on the ratio R were calculated assuming a Gaussian probability function in the unified approach [22] and fixing the reconstruction width of the expected pentaquark state to 10 MeV, which is close to expectations. Similar values for the limits were obtained.

The number of $\Xi^0(1530)$ signal events reconstructed in this analysis is about the same as

for the NA49 data analysed without the opening-angle and momentum cuts [23]. Therefore, the statistical sensitivity should be about the same for the two analyses in this mass region. However, it should be noted that NA49 is a fixed target experiment, which has good acceptance in the forward region. The non-observation of this signal in the central-fragmentation region in the ZEUS data does not necessarily contradict the observation of a signal predominantly produced in the forward region.

In conclusion, a search for new baryons that decay to $\Xi^-\pi^-$ and $\Xi^-\pi^+$ was performed with the ZEUS detector using a DIS data sample with $Q^2 > 1 \text{ GeV}^2$ corresponding to an integrated luminosity of 121 pb^{-1} . No pentaquark signal was found. Upper limits at 95% C.L. on the ratio of the $\Xi_{3/2}^{--}(\Xi_{3/2}^0)$ signal to the $\Xi^0(1530)$ are set in the mass range 1650–2350 MeV.

Acknowledgments

We thank the DESY Directorate for their strong support and encouragement. The remarkable achievements of the HERA machine group were essential for the successful completion of this work. The design, construction and installation of the ZEUS detector have been made possible by the effort of many people who are not listed as authors.

References

- [1] LEPS Collaboration, T. Nakano et al., Phys. Rev. Lett. 91 (2003) 012002;
SAPHIR Collaboration, J. Barth et al., Phys. Lett. B 572 (2003) 127;
CLAS Collaboration, S. Stepanyan et al., Phys. Rev. Lett. 91 (2003) 252001;
CLAS Collaboration, V. Kubarovsky et al., Phys. Rev. Lett. 92 (2004) 032001.
Erratum; *ibid*, 049902;
DIANA Collaboration, V.V. Barmin et al., Phys. Atom. Nucl. 66 (2003) 1715;
A.E. Asratyan, A.G. Dolgolenko and M.A. Kubantsev, Phys. Atom. Nucl.
67 (2004) 682;
SVD Collaboration, A. Aleev et al., Preprint hep-ex/0401024, 2004;
HERMES Collaboration, A. Airapetian et al., Phys. Lett. B 585 (2004) 213;
COSY-TOF Collaboration, M. Abdel-Bary et al., Preprint hep-ex/0403011, 2004;
Yu. A. Troyan et al., Preprint hep-ex/0410016, 2004.
- [2] ZEUS Collaboration, S. Chekanov et al., Phys. Lett. B 591 (2004) 7.
- [3] D. Diakonov, V. Petrov and M.V. Polyakov, Z. Phys. A 359 (1997) 305.
- [4] BES Collaboration, J.Z. Bai et al., Phys. Rev. D 70 (2004) 012004.
- [5] HERA-B Collaboration, I. Abt et al., Phys. Rev. Lett. 93 (2004) 212003.
- [6] SPHINX Collaboration, Yu.M. Antipov et al., Eur. Phys. J. A 21 (2004) 455;
PHENIX Collaboration, C. Pinkenburg et al., J. Phys. G 30 (2004) S1201.
- [7] ALEPH Collaboration, S. Schael et al., Phys. Lett. B 599 (2004) 1.
- [8] R.L. Jaffe and F. Wilczek, Phys. Rev. Lett. 91 (2003) 232003.
- [9] NA49 Collaboration, C. Alt et al., Phys. Rev. Lett. 92 (2004) 042003.
- [10] WA89 Collaboration, M.I. Adamovich et al., Preprint hep-ex/0405042, 2004.
- [11] HERMES Collaboration, A. Airapetian et al., Preprint DESY-04-239
(hep-ex/0412027), 2004.
- [12] ZEUS Collaboration, U. Holm (ed.), *The ZEUS Detector*. Status Report
(unpublished), DESY (1993), available on
<http://www-zeus.desy.de/bluebook/bluebook.html>.
- [13] N. Harnew et al., Nucl. Inst. Meth. A 279 (1989) 290;
B. Foster et al., Nucl. Phys. Proc. Suppl. B 32 (1993) 181;
B. Foster et al., Nucl. Inst. Meth. A 338 (1994) 254.
- [14] ZEUS Collaboration, J. Breitweg et al., Phys. Lett. B 481 (2000) 213;
ZEUS Collaboration, J. Breitweg et al., Eur. Phys. J. C 18 (2001) 625.

- [15] M. Derrick et al., Nucl. Inst. Meth. A 309 (1991) 77;
A. Andresen et al., Nucl. Inst. Meth. A 309 (1991) 101;
A. Caldwell et al., Nucl. Inst. Meth. A 321 (1992) 356;
A. Bernstein et al., Nucl. Inst. Meth. A 336 (1993) 23.
- [16] A. Bamberger et al., Nucl. Inst. Meth. A 382 (1996) 419;
S. Magill and S. Chekanov, *Proceedings of the IX Int. Conference on Calorimetry (Annecy, Oct 9-14, 2000)*, B. Aubert et al. (ed.), p. 625. Frascati Physics Series 21, Annecy, France (2001).
- [17] A. Bamberger et al., Nucl. Inst. Meth. A 401 (1997) 63.
- [18] J. Andruszków et al., Preprint DESY-92-066, DESY, 1992;
ZEUS Collaboration, M. Derrick et al., Z. Phys. C 63 (1994) 391;
J. Andruszków et al., Acta Phys. Pol. B 32 (2001) 2025.
- [19] H. Abramowicz, A. Caldwell and R. Sinkus, Nucl. Inst. Meth. A 365 (1995) 508.
- [20] A. Ziegler, Ph.D. Thesis, DESY-THESIS-2002-050, University Hamburg, 2002.
- [21] Particle Data Group, S. Eidelman et al., Phys. Lett. B 592 (2004) 4.
- [22] G.J. Feldman and R.D. Cousins, Phys. Rev. D 57 (1998) 3873.
- [23] K. Kadija (for the NA49 Collaboration), J. Phys. G 30 (2004) S1359.

ZEUS

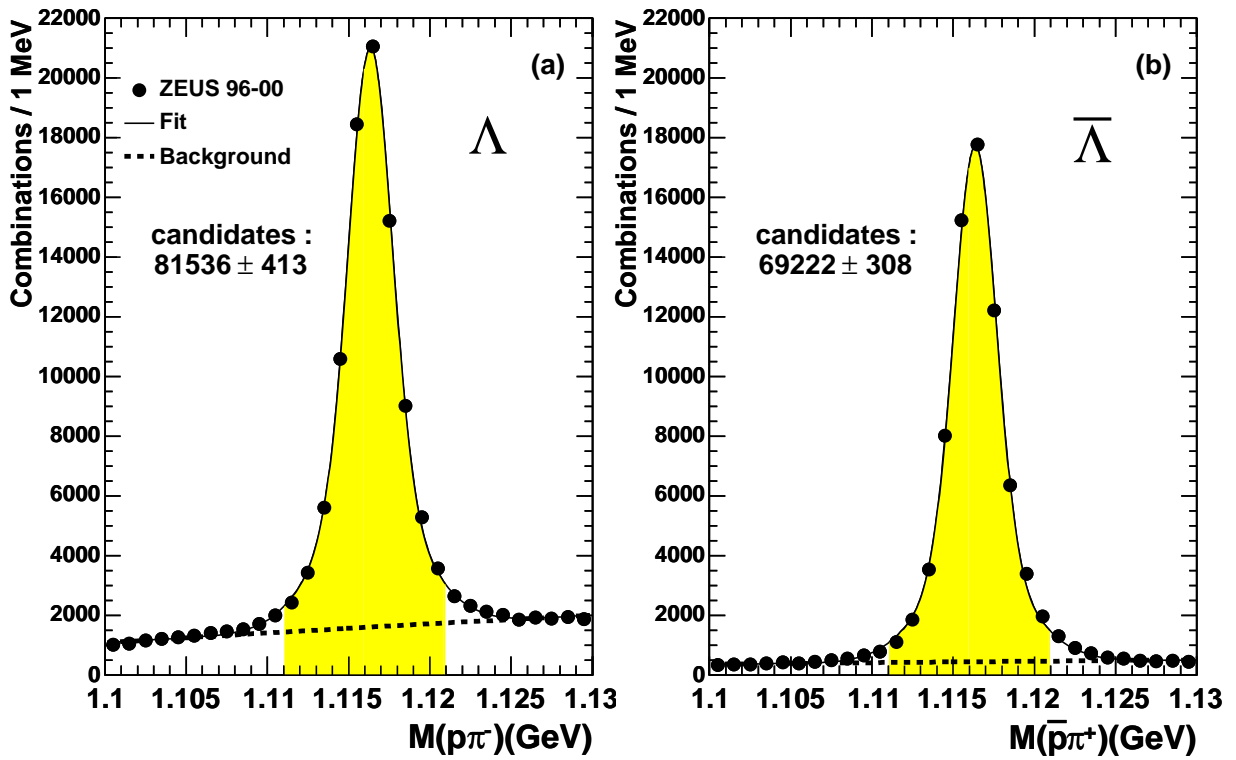


Figure 1: The (a) $p\pi^-$ and (b) $\bar{p}\pi^+$ invariant-mass spectra for $Q^2 > 1 \text{ GeV}^2$. The solid line shows the result of a fit using a double Gaussian plus a first-order polynomial background function, while the dashed line shows the background. The shaded areas indicate the mass range of the selected candidates.

ZEUS

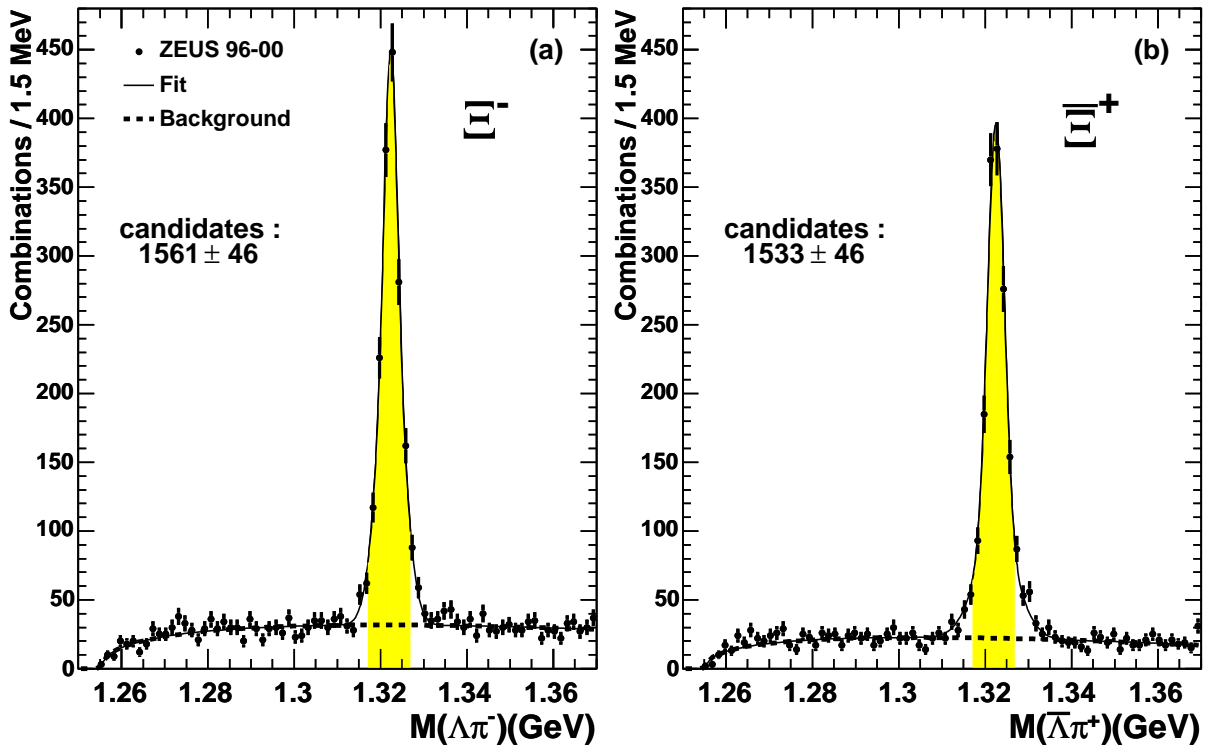


Figure 2: The (a) $\Lambda\pi^-$ and (b) $\bar{\Lambda}\pi^+$ invariant-mass spectra for $Q^2 > 1 \text{ GeV}^2$. The solid line shows the result of a fit using a double Gaussian plus a second-order polynomial background function, while the dashed line shows the background. The shaded areas show the mass range of the selected candidates.

ZEUS

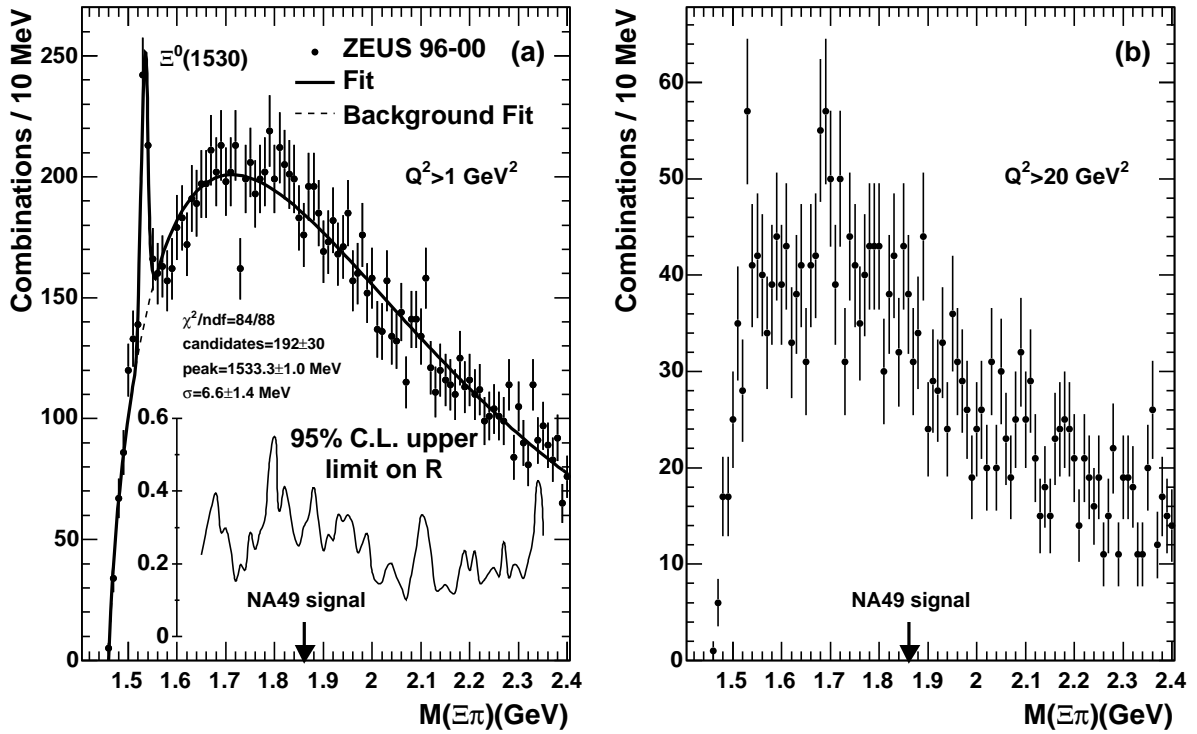


Figure 3: The $\Xi\pi$ invariant-mass spectrum for: (a) $Q^2 > 1 \text{ GeV}^2$ and, (b) $Q^2 > 20 \text{ GeV}^2$ (all four charge combinations summed). The solid line in (a) is the result of a fit to the data using a Gaussian plus a three-parameter background defined by Eq. (1). The dashed line shows the background according to this fit. The 95% C.L. upper limit on R (the ratio of the $\Xi_{3/2}^{--}$ ($\Xi_{3/2}^0$) signal to $\Xi^0(1530)$ as defined in the text) is also shown as a function of the invariant mass for $Q^2 > 1 \text{ GeV}^2$. The arrows show the location of the signal observed by NA49.

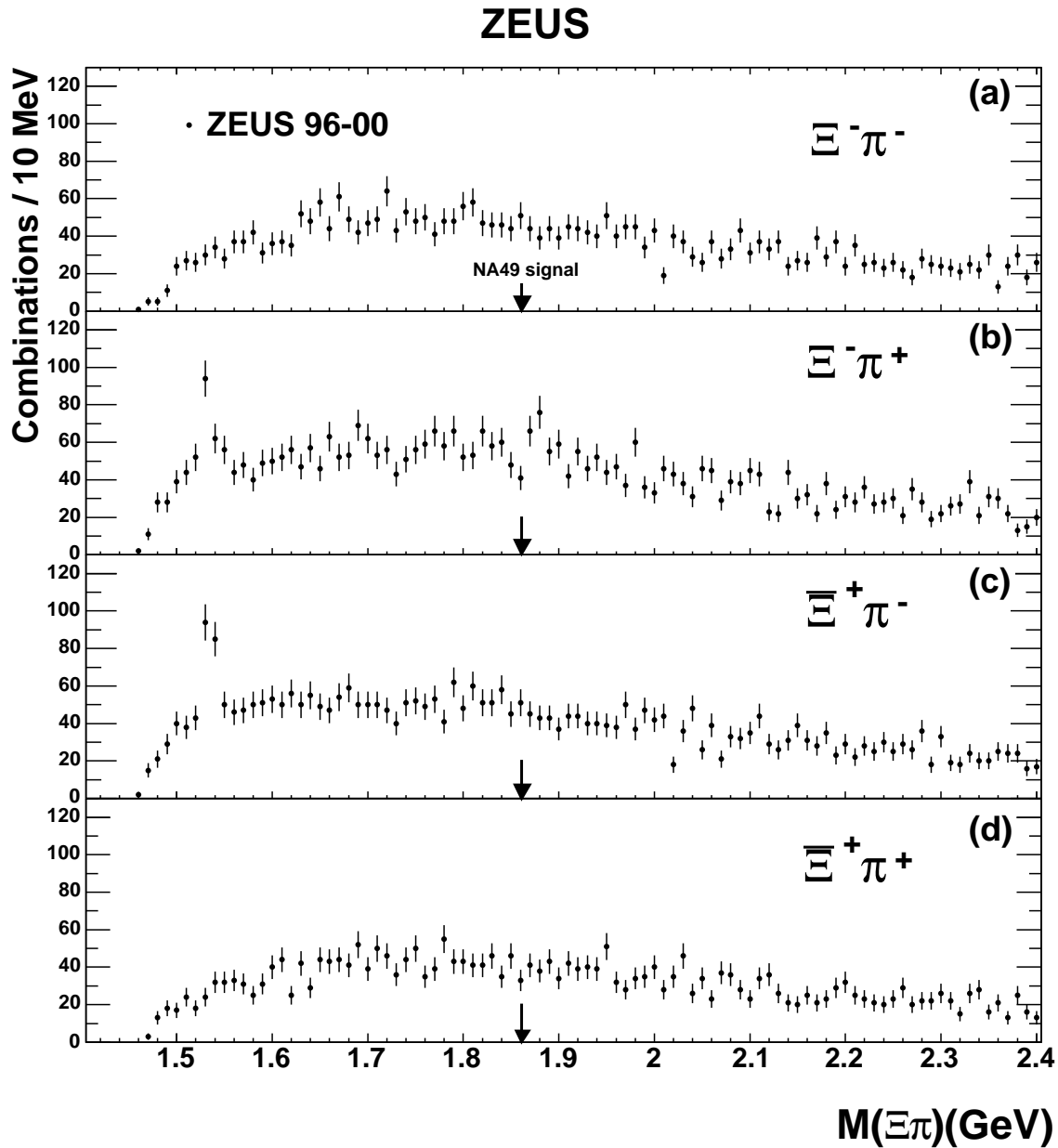


Figure 4: The $\Xi\pi$ invariant-mass spectra for each charge combination reconstructed at $Q^2 > 1 \text{ GeV}^2$. The arrows show the location of the signal observed by NA49.