

Electromagnetic and Weak Moments of the τ -Lepton *

W. Lohmann^a

^aDESY

Platanenallee 6, 15738 Zeuthen, Germany

The electromagnetic and weak dipole moments of the τ -lepton have been measured by experiments at e^+e^- colliders. Data samples of $e^+e^- \rightarrow \tau^+\tau^-$, $e^+e^- \rightarrow \tau^+\tau^-\gamma$ and $e^+e^- \rightarrow e^+e^-\tau^+\tau^-$ events collected at centre-of-mass energies between 10 and 200 GeV are used. No deviation from the Standard Model is found. Limits on the moments are summarised from the most recent results.

1. Introduction

In the Standard Model (SM) [1] leptons are pointlike fermions. The magnetic moments are predicted with high precision by the theory and the electric dipole moments must be zero. The moments of the electron are measured with high precision [2] and found in perfect agreement with the predictions. For the muon magnetic moment a discrepancy of 2.7 standard deviations is found between recent measurements and the prediction [3], giving rise to think about a possible indication of physics beyond the SM. A deviation of the magnetic moments from the predictions of the theory would be a signal for a substructure or new interactions. Furthermore, a measurement of non-zero values of the electric (electromagnetic or weak) dipole moments reveals CP violation. For the τ -lepton, about 17 times heavier than the muon, only rough limits on the moments were derived before the LEP era [4]. At LEP experiments, measurements of the electromagnetic moments are done using the processes $e^+e^- \rightarrow \tau^+\tau^-\gamma$ and, recently, $e^+e^- \rightarrow e^+e^-\tau^+\tau^-$. Also BELLE published a measurement of the electric dipole moment of the τ -lepton in $e^+e^- \rightarrow \tau^+\tau^-$. Weak moments are measured from the process $e^+e^- \rightarrow \tau^+\tau^-$ at centre-of-mass energies near the Z^0 resonance by several experiments. The ALEPH experiment published a new result using the full data statistics. A review of the experimental results is given.

*Talk given at the International Workshop on Tau Lepton Physics, Nara, Japan, Sept. 2004.

2. Couplings of the τ -lepton to the Photon and the Z^0

2.1. Electromagnetic Moments

In general a τ -lepton couples to a photon through its electric charge, magnetic moment and electric dipole moment. The Lorentz-invariant ansatz is given by the following form [5],

$$\Gamma^\mu = F_1(q^2)\gamma^\mu + F_2(q^2)\frac{i}{2m_\tau}\sigma^{\mu\nu}q_\nu - F_3(q^2)\sigma^{\mu\nu}\gamma^5q_\nu. \quad (1)$$

The q^2 dependent form-factors, $F_i(q^2)$, have familiar interpretations for $q^2 = 0$: $Q_\tau = eF_1(0)$, where Q_τ is the charge of the τ -lepton and e the unit charge, $F_2(0) = a_\tau$ is the anomalous magnetic moment, $a_\tau = (g_\tau - 2)/2$, and $F_3(0) = d_\tau/e$, where d_τ is the electric dipole moment. In the SM a_τ is non-zero due to higher order diagrams and is predicted to be $a_\tau^{SM} = 0.001\,177\,3(3)$ [6]. A non-zero value of d_τ is forbidden by both P invariance and T invariance [7]. Assuming CPT invariance, the observation of a non-zero value of d_τ would imply CP violation.

$F_2(q^2)$ and $F_3(q^2)$ can be probed in processes with $\gamma\tau\tau$ vertices. Hereafter I follow the convention $a_\tau = F_2$ and $d_\tau = F_3 \cdot e$.

In the process $e^+e^- \rightarrow \tau^+\tau^-$ at low energies the photon is virtual with $q^2 = s$, where s is the centre-of-mass energy. Non-zero values of a_τ and d_τ contribute to the cross section [4]. Exploiting also the τ lepton decays in $e^+e^- \rightarrow \tau^+\tau^-$, additional information on d_τ can be obtained from

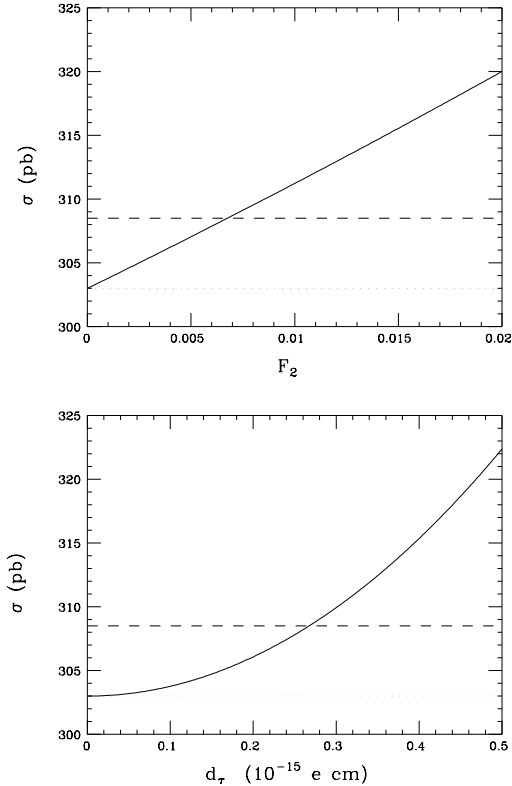


Figure 1. The cross section of $e^+e^- \rightarrow e^+e^-\tau^+\tau^-$ as a function of $F_2 = a_\tau$ (top) and as a function of d_τ (bottom).

triple momentum and spin correlation observables [8]. The joint spin-density matrix of the τ leptons can be written as

$$\chi = \chi_{SM} + \text{Re}(d_\tau) \cdot \chi_{CP}^{Re} + \text{Im}(d_\tau) \cdot \chi_{CP}^{Im} + |d_\tau|^2 \chi_{CP}^{d^2}. \quad (2)$$

The term χ_{SM} results from the SM amplitudes, χ_{CP}^{Re} and χ_{CP}^{Im} are the interference terms between SM and CP violating amplitudes and $\chi_{CP}^{d^2}$ is the CP even contribution bilinear in d_τ . The term χ_{CP}^{Re} is CP odd and T odd while χ_{CP}^{Im} is CP odd and T even.

The coupling to real photons appears in $e^+e^- \rightarrow \tau^+\tau^-\gamma$ (final state bremsstrahlung). Non-zero dipole moments enhance the production of high energy photons in $e^+e^- \rightarrow \tau^+\tau^-\gamma$ [9].

For small a_τ the effect is due to the interference between the SM and the anomalous amplitudes leading to a linear dependence in a_τ . The electric dipole moment contributions depend on the square of d_τ , allowing only the determination of its absolute value. In this process q^2 is zero but the radiating τ is not on the mass shell.

Almost real photons are expected in the two-photon process, $e^+e^- \rightarrow e^+e^-\tau^+\tau^-$. The cross section of $e^+e^- \rightarrow e^+e^-\tau^+\tau^-$ depends on a quartic polynomial in a_τ [10]. For small values of a_τ again only the linear term in a_τ contributes. In case of d_τ the lowest order dependence is quadratic. For illustration, Figure 1 shows the change of the total cross section of $e^+e^- \rightarrow e^+e^-\tau^+\tau^-$ as a function of a_τ and d_τ .

2.2. Weak Dipole Moments

Weak dipole moments are introduced to the $Z\tau\tau$ vertex in a similar way as for the electromagnetic ones in eqn.(1) [11]. The quantity $F_2(q^2 = m_Z^2) = a_\tau^w$ is the anomalous weak magnetic dipole moment and $F_3(q^2 = m_Z^2) = d_\tau^w/e$ is the weak electric dipole moment. Both quantities are zero in the SM at Born level. Loop diagrams result in $a_\tau^w = -(2.10 + 0.61i) \cdot 10^{-6}$ [12] and $d_\tau^w < 8 \cdot 10^{-34} ecm$ [13], where e is the unit charge. These numbers are well beyond the sensitivity of current experiments. However, some models beyond SM predict values up to 10^{-3} for a_τ^w [14] and $10^{-19} ecm$ for d_τ^w [15].

The measurement of a_τ^w and d_τ^w in $Z \rightarrow \tau^+\tau^-$ is possible from the transverse and normal polarisations of the τ -leptons [11]. The full sensitivity is obtained if the τ -lepton direction of flight is reconstructed. This is possible when both τ -leptons decay semileptonically [16]. In some measurements also the ansatz given in eqn.(2) is used.

3. Measurements of a_τ and d_τ

The first estimate of a_τ was done using data from PETRA [4] at $q^2 \approx 1000 \text{ GeV}^2$, resulting in $a_\tau \leq 0.02$. Indirect limits were inferred from the partial width $\Gamma(Z \rightarrow \tau^+\tau^-)$ [17] measured at LEP, yielding $-0.002 \leq a_\tau \leq 0.006$ and $|d_\tau| \leq 1.1 \cdot 10^{-17} ecm$. The first attempt to derive a value at $q^2 = 0$ was done in Ref. [18] us-

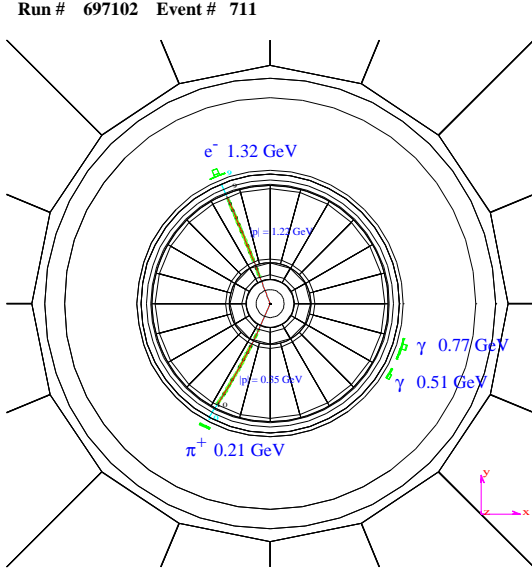


Figure 2. An event display of $e^+e^- \rightarrow e^+e^-\tau^+\tau^-$ in the L3 detector. Two low momentum tracks point to local energy depositions in the BGO calorimeter. In addition, two photons originating from a π^0 are seen. The event is identified as a $\tau^+ \rightarrow \rho^+\nu_\tau$, $\tau^- \rightarrow e^-\nu_e\nu_\tau$ final state.

ing data from the L3 experiment at LEP. The latter method was improved, on the basis of the new calculations [9] and applied to the data by the OPAL [19] and L3 [20] experiments. Using the photon energy spectrum and the distribution of the angle between the photon and the nearest τ -lepton, a likelihood fit done by L3 results to $a_\tau = 0.004 \pm 0.027 \pm 0.023$ and $d_\tau = (0.0 \pm 1.5 \pm 1.3) \cdot 10^{-16} \text{ ecm}$. Recently DELPHI [21] and L3 [22] analyzed the $e^+e^- \rightarrow e^+e^-\tau^+\tau^-$ channel to determine these moments. Both experiments used the data of LEP in the centre-of-mass energy range between $\sqrt{s} = 180 \text{ GeV}$ and 208 GeV , corresponding to an integrated luminosity of 650 pb^{-1} per experiment. Only events are used with non-detected electrons and positrons, ensuring that $q^2 < 1 \text{ GeV}^2$. The selection of $e^+e^- \rightarrow e^+e^-\tau^+\tau^-$ events requires low deposited

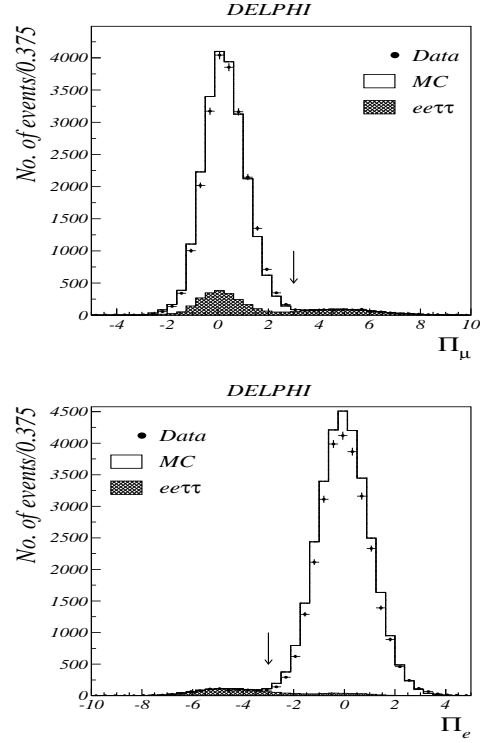


Figure 3. The pull distributions for the muon hypothesis (top) and the electron hypothesis (bottom) for preselected two-photon events in the DELPHI experiment. Using a proper combination of these informations, one-prong $\tau^+\tau^-$ decays into an electron and a non-electron are selected.

energy in the detectors and two non-coplanar low momentum tracks. A typical event in the L3 detector is shown in Figure 2.

L3 accepted events with one τ -lepton decaying into an electron and the other τ -lepton decaying into a ρ -meson. A sample of 351 events is selected. The selection efficiency is about 0.1% and the background, mainly from other τ -lepton decays, amounts to 30%. DELPHI selected events with one τ -lepton decaying into an electron and the other decaying in any one-prong final state but not an electron. The identification of elec-

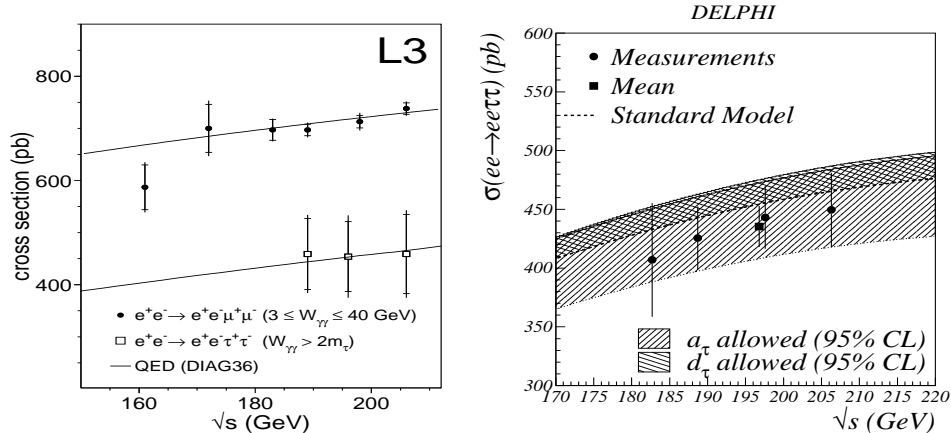


Figure 4. The $e^+e^- \rightarrow e^+e^-\tau^+\tau^-$ cross section as a function of the centre-of-mass energy measured by the L3 (left) and DELPHI experiments (right). Also shown is the cross section for the process $e^+e^- \rightarrow e^+e^-\mu^+\mu^-$ measured by L3. The solid lines in the L3 results are the expectation from the SM. In the DELPHI result the dashed line corresponds to the SM prediction. Also given by DELPHI is the one standard deviation range corresponding to the fitted values of a_τ and d_τ

trons and other particles is done using the ionisation along the track in the Time Projection Chamber (TPC). A pull-quantity is defined for each track by the normalised difference of the expected and measured energy loss depositions for several particle hypotheses. As an example, the pull for the muon hypothesis and the electron hypothesis is shown in Figure 3. Combining the pull information a sample of 2390 $e^+e^- \rightarrow e^+e^-\tau^+\tau^-$ events is selected from a large two-photon event sample. The efficiency is of about 0.8% and the background of about 12% results mainly from other two-photon final states.

The measured cross sections, shown in Figure 4 as a function of the centre-of-mass energy, are compared to the expectation from the SM and a fit is performed with cross section predictions including a_τ and d_τ as free parameters².

Since the measurements are in reasonable agreement with the SM predictions, there is no indication for non-SM values of the τ lepton moments. For the channels $e^+e^- \rightarrow \tau^+\tau^-\gamma$ and $\gamma\gamma \rightarrow \tau^+\tau^-$, respectively, OPAL and L3 pub-

lished only the limits $-0.068 < a_\tau < 0.065$, $-3.7 < d_\tau < 3.7$ (10^{-16} ecm) and $-0.107 < a_\tau < 0.107$, $-1.14 < d_\tau < 1.14$ (10^{-15} ecm). The results from DELPHI and L3 measurements for the channels $e^+e^- \rightarrow e^+e^-\tau^+\tau^-$ and $e^+e^- \rightarrow \tau^+\tau^-\gamma$ are summarized in Table 1.

Table 1

The values of a_τ and d_τ measured by DELPHI in $e^+e^- \rightarrow e^+e^-\tau^+\tau^-$ and by L3 in $e^+e^- \rightarrow \tau^+\tau^-\gamma$.

Experiment	a_τ	$d_\tau (10^{-16} \text{ ecm})$
DELPHI	-0.018 ± 0.017	0.0 ± 2.0
L3	0.004 ± 0.035	0.0 ± 2.0

Combining the latter two results one obtains $a_\tau = -0.013 \pm 0.015$ and $d_\tau = (0.0 \pm 1.7) \cdot 10^{-16} \text{ ecm}$.

The process $e^+e^- \rightarrow \tau^+\tau^-$ at $\sqrt{s} \approx 10 \text{ GeV}$ was used by the ARGUS [23] and BELLE [24] collaborations to search for CP violation due to a non-zero value of d_τ . The integrated luminosity is 291 pb^{-1} and 29.5 fb^{-1} for the ARGUS and BELLE experiments, respectively. Both experiments analyzed almost all one-prong decay

²Fits are done for each parameter separately, keeping the other fixed at the SM value.

channels, and clearly the sensitivity of BELLE is superior. The result of the BELLE analysis is: $Re(d_\tau) = (1.15 \pm 1.70) \cdot 10^{-17} ecm$ and $Im(d_\tau) = (-0.83 \pm 0.86) \cdot 10^{-17} ecm$.

4. Measurements of a_τ^w and d_τ^w

Studies of d_τ^w were done first by OPAL [25] searching for CP violation using CP odd momentum tensors [26]. A review on this and other results from LEP experiments was given at a previous τ physics workshop [27]. The first measurement of a_τ^w was published by L3 [28] by measuring normal and transverse polarisations [11] in $e^+e^- \rightarrow \tau^+\tau^-$. Exploiting these quantities in more detail, ALEPH [29] published recently its first measurement of a_τ^w and d_τ^w from a common fit to the full statistics recorded at LEP running on the Z, corresponding to an integrated luminosity of 155 pb^{-1} . One- and three-prong final states are used. The selection efficiency is about 50% with background fractions, depending on the decay channel, between 14% and 42%. As an example, Figure 5 shows the results of ALEPH for the real and imaginary part of a_τ for the decay modes analyzed.

The results combining all decay modes are $Re(a_\tau^w) = (-0.33 \pm 0.49) \cdot 10^{-3}$, $Im(a_\tau^w) = (-0.99 \pm 1.01) \cdot 10^{-3}$, $Re(d_\tau^w) = (-0.59 \pm 2.49) \cdot 10^{-18} ecm$ and $Im(d_\tau^w) = (-0.45 \pm 5.67) \cdot 10^{-18} ecm$. The quantities $Re(a_\tau^w)$ and $Im(a_\tau^w)$ are measured with much better precision than before. A summary of all measurements of d_τ^w is given in Table 2. Averaging these values leads to

Table 2

The measured values of $Re(d_\tau^w)$ and $Im(d_\tau^w)$ as obtained by the ALEPH, DELPHI and OPAL experiments.

Experiment	$Re(d_\tau^w)$ ($10^{-18} ecm$)	$Im(d_\tau^w)$ ($10^{-17} ecm$)
ALEPH	-0.59 ± 2.49	-0.05 ± 0.57
DELPHI	-2.5 ± 2.8	-0.63 ± 1.00
OPAL	0.72 ± 2.47	0.35 ± 0.58

$$Re(d_\tau^w) = (-0.65 \pm 1.49) \cdot 10^{-18} ecm \text{ and } Im(d_\tau^w)$$

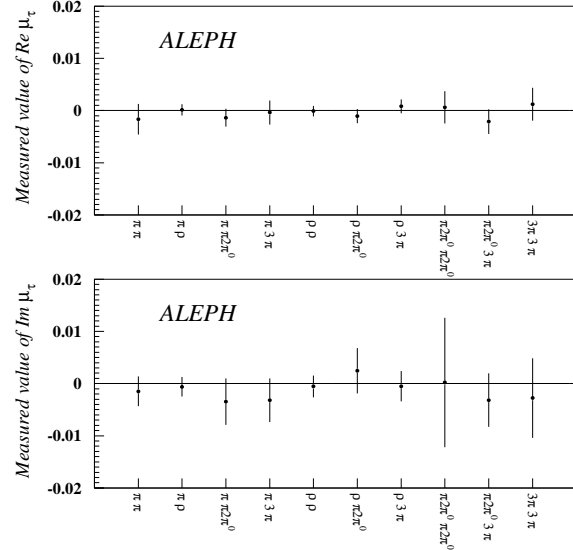


Figure 5. Results on a_τ^w (denoted here as μ_τ) for the decay modes analyzed by the ALEPH experiment. Statistical and systematic uncertainties are included.

$$= (0.04 \pm 0.38) \cdot 10^{-17} ecm, \text{ or to 95\% CL limits of } (-3.56 < Re(d_\tau^w) < 2.26) (10^{-18} ecm) \text{ and } (-0.69 < Im(d_\tau^w) < 0.77) (10^{-17} ecm).$$

5. Summary

The most recent measurements of the τ -lepton electromagnetic and weak moments are in agreement with the Standard Model predictions. No hint for new physics is observed. The accuracy is not sufficient to test the SM loop corrections. In case that experiments published measured values of similar accuracy, given in Table 1 and Table 2, the results are combined. Otherwise the most precise measurements are taken. Limits are obtained at 95% C.L. for the electromagnetic moments,

$$-0.042 < a_\tau < 0.016$$

$$-2.2 < Re(d_\tau) < 4.5 (10^{-17} ecm)$$

$$-2.5 < \text{Im}(d_\tau) < 0.8 (10^{-17} \text{ ecm})$$

and for the weak moments:

$$0.00114 < \text{Re}(a_\tau^w) < 0.00114$$

$$0.00265 < \text{Im}(a_\tau^w) < 0.00265$$

$$-3.56 < \text{Re}(d_\tau^w) < 2.26 (10^{-18} \text{ ecm})$$

$$-0.69 < \text{Im}(d_\tau^w) < 0.77 (10^{-17} \text{ ecm}).$$

6. Acknowledgments

I thank Francisco Matorras and Daniel Haas for the support given to me to prepare this summary and Fred Jegerlehner and Gunnar Klaemke for critical reading of the article. Klaus Mönig I thank for helpful suggestions. Also I would like to thank H. Hayashii for the excellent organisation of this workshop providing a creative and pleasant atmosphere.

REFERENCES

1. S. L. Glashow, *Nucl. Phys.* **22**, 579 (1961), S. Weinberg, *Phys. Rev. Lett.* **19**, 1264 (1967), A. Salam, "Weak and Electromagnetic Interactions", in *Elementary Particle Theory*, edited by N. Svartholm, page 367, Stockholm, 1969, Almqvist and Wiksell.
2. Peter J. Mohr and Barry N. Taylor, *Rev. Mod. Phys.* **76**, 4 (2004).
3. D. Hertzog, *Measurement of the Muon Anomaly to High and even Higher Precision*, these proceedings.
4. D.J. Silverman and G.L. Shaw, *Phys. Rev. D* **27**, 1196 (1983).
5. S. Weinberg, 1995, *The Quantum Theory of Fields*, Cambridge University Press, Cambridge 452.
6. M.A. Samuel, G. Li and R. Mendel, *Phys. Rev. Lett.* **67**, 668 (1991), Erratum *ibid* **69** (995) (1992); F. Hamzeh and N.F. Nasrallah, *Phys. Lett. B* **373**, 211 (1996).
7. S.M. Barr, W.J. Marciano, *Electric Dipole Moments Proceedings CP Violation*, ed. C. Jarlskog, World Scientific, (1990).
8. W. Bernreuther, O. Nachtmann, and P. Overmann, *Phys. Rev. D* **48**, 78 (1993).
9. J. Biebel and T. Riemann, *Z. Phys. C* **76**, 53 (1997); S.S. Gau, T. Paul J. Swain and L. Taylor, *Nucl. Phys. B* **523**, 439 (1998).
10. F. Cornet and J. Illana, *Phys. Rev. D* **53**, 1181 (1996).
11. J. Bernabeu, G.A. Gonzalez-Springberg, J. Vidal, *Phys. Lett. B* **326**, 168 (1994); U. Stiegler, *Z. Phys. C* **57**, 511 (1993).
12. J. Bernabeu *et al.*, *Nucl. Phys. B* **436**, 474 (1995).
13. W. Bernreuther *et al.*, *Z. Phys. C* **43**, 117 (1989); M.J. Booth, University of Chicago Report No. EFI-93-02; hep-ph/9301293.
14. M. C. Gonzalez-Garcia, S.F. Novaes, *Phys. Lett. B* **389**, 707 (1996);
15. P. Poulose, S.D. Rindani, Preprint PRL-TH-97/24, 1997, hep-ph/9708332; T. Huang, W. Lu and Z. Tao, *Phys. Rev. D* **55**, 1643 (1997).
16. J.H. Kühn, *Phys. Lett. B* **313**, 458 (1993).
17. R. Escribano, E. Masso, *Phys. Lett. B* **395**, 369 (1997).
18. J.A. Grifols and A. Mendez, *Phys. Lett. B* **255**, 611 (1991), Erratum *ibid* **259** (512) (1992).
19. OPAL Coll., K. Ackerstaff *et al.*, *Phys. Lett. B* **431**, 188 (1998).
20. L3 Coll., M. Acciarri *et al.*, *Phys. Lett. B* **434**, 169 (1998).
21. DELPHI Coll., J. Abdallah *et al.*, *Eur. Phys. Jour. C* **35**, 159 (2004).
22. L3 Coll., P. Achard *et al.*, *Phys. Lett. B* **585**, 53 (2004).
23. ARGUS Collab., H. Albrecht *et al.*, *Phys. Lett. B* **485**, 37 (2000).
24. BELLE Collab., K. Inami *et al.*, *Phys. Lett. B* **551**, 16 (2003).
25. P. Acton *et al.*, *Phys. Lett. B* **281**, 405 (1992).
26. W. Bernreuther *et al.*, *Z. Phys. C* **52**, 567 (1991).
27. N. Wermes, *Nucl. Phys. B* **55 C** (Proc. Supplement) 313 (1997).
28. L3 Coll., M. Acciarri *et al.*, *Phys. Lett. B* **426**, 207 (1998).
29. ALEPH Coll., A. Heister *et al.*, *Eur. Phys. Jour. C* **30**, 291 (2003).