

ϕ_2 Measurement Using $B \rightarrow \rho\pi$ decays at Belle

A. Somov (for the Belle Collaboration)

University of Cincinnati, Cincinnati, Ohio 45221, USA

E-mail: somov@bmail.kek.jp

Abstract

We present measurements of time-dependent asymmetries in decays of neutral B mesons to the final states $B^0 \rightarrow \rho^\pm \pi^\mp$. Measurements are based on a 140 fb^{-1} data sample collected at the $\Upsilon(4S)$ resonance with the Belle detector at the KEKB asymmetric-energy e^+e^- collider.

1 Introduction

The angle ϕ_2 can be determined using a time dependent analysis in charmless decays such as $B^0 \rightarrow \pi^+\pi^-$, $B^0 \rightarrow \rho^+\pi^-$ and $B^0 \rightarrow \rho^+\rho^-$. The extraction of ϕ_2 has been studied in several theoretical approaches.[1, 2, 3] An isospin analysis[2] that requires knowledge of the branching fractions of $B^0 \rightarrow h^0 h^0$ ($h = \pi, \rho$) can determine ϕ_2 with relatively little theoretical uncertainty.

Here we present a time dependent analysis of CP violation in $B^0 \rightarrow \rho^\pm \pi^\mp$ decays. We also report on the first evidence for $B^0 \rightarrow \rho^0 \pi^0$ decay.

2 $B^0 \rightarrow \rho^+\pi^-$

As the final state $B^0 \rightarrow \rho^+\pi^-$ is not a CP eigenstate, one has to consider four decay modes with different charge and flavor combinations: $B^0 \rightarrow \rho^\pm \pi^\mp$ and $\bar{B}^0 \rightarrow \rho^\pm \pi^\mp$. The decay rates can be written as

$$\begin{aligned} \mathcal{P}^{\rho^\pm \pi^\mp}(\Delta t) &= (1 \pm \mathcal{A}_{CP}^{\rho\pi}) \frac{e^{-|\Delta t|/\tau_{B^0}}}{8\tau_{B^0}} \\ &\times \{1 - q(C_{\rho\pi} \pm \Delta C_{\rho\pi}) \cos(\Delta m_d \Delta t) \\ &+ q(S_{\rho\pi} \pm \Delta S_{\rho\pi}) \sin(\Delta m_d \Delta t)\}, \end{aligned} \quad (1)$$

where $\Delta t = t_{\rho\pi} - t_{tag}$ is the proper-time difference between the fully reconstructed and the associated B decay, and $q = +1(-1)$ corresponds to $B^0(\bar{B}^0)$ tags. The parameters $S_{\rho\pi}$ and $C_{\rho\pi}$ are associated with mixing-induced CP violation (related to ϕ_2) and flavor-dependent direct CP violation, respectively. The parameters $\Delta S_{\rho\pi}$ and $\Delta C_{\rho\pi}$ are CP -conserving. $\Delta C_{\rho\pi}$ describes the asymmetry between the rates

$\Gamma(B^0 \rightarrow \rho^+\pi^-) + \Gamma(\bar{B}^0 \rightarrow \rho^-\pi^+)$ and $\Gamma(B^0 \rightarrow \rho^-\pi^+) + \Gamma(\bar{B}^0 \rightarrow \rho^+\pi^-)$. $\Delta S_{\rho\pi}$ depends in addition on difference in strong phases between the amplitudes contributing to $B \rightarrow \rho\pi$ decays. The direct CP violation is related to the time and flavor integrated charge asymmetry, \mathcal{A}_{CP} , defined as

$$\mathcal{A}_{CP}^{\rho\pi} = \frac{N(\rho^+\pi^-) - N(\rho^-\pi^+)}{N(\rho^+\pi^-) + N(\rho^-\pi^+)}, \quad (2)$$

where $N(\rho^+\pi^-)$ and $N(\rho^-\pi^+)$ are the sum of the yields for B^0 and \bar{B}^0 decays to $\rho^+\pi^-$ and $\rho^-\pi^+$, respectively. We also define two separate direct- CP related asymmetries:

$$\begin{aligned} \mathcal{A}_{\pm\mp}^{\rho\pi} &= \frac{N(\bar{B}^0 \rightarrow \rho^\mp\pi^\pm) - N(B^0 \rightarrow \rho^\pm\pi^\mp)}{N(\bar{B}^0 \rightarrow \rho^\mp\pi^\pm) + N(B^0 \rightarrow \rho^\pm\pi^\mp)} \\ &= \mp \frac{\mathcal{A}_{CP}^{\rho\pi} \pm C_{\rho\pi} \pm \mathcal{A}_{CP}^{\rho\pi} \Delta C_{\rho\pi}}{1 \pm \Delta C_{\rho\pi} \pm \mathcal{A}_{CP}^{\rho\pi} C_{\rho\pi}}. \end{aligned} \quad (3)$$

The analysis is based on the quasi-two-body approach. We consider $B^0 \rightarrow (\pi^\pm\pi^0)\pi^\mp$ candidates from two distinct bands in the $\pi^+\pi^-\pi^0$ Dalitz plot. The $B^0 \rightarrow \rho^\pm\pi^\mp$ candidates are selected by requiring two oppositely charged pion-candidate tracks with π^0 candidates. Charged tracks are required to originate from the interaction point and have transverse momenta greater than 100 MeV/c. To identify tracks as charged pions, we combine information from time-of-flight counters, aerogel threshold cherenkov counters and the central tracking chambers. Neutral pion candidates are reconstructed from photon pairs with invariant masses in the range $0.118 \text{ GeV}/c^2 < M_{\gamma\gamma} < 0.150 \text{ GeV}/c^2$, and momentum larger than 200 MeV/c in the laboratory frame. Photon candidates are selected with a minimum energy requirement of 50 MeV in the barrel region of the electromagnetic calorimeter ($32^\circ < \theta_\gamma < 129^\circ$) and 100 MeV in the endcap regions, where θ_γ denotes the polar angle of the photon with respect to the beam line. We also apply a cut on the angle between the photon flight direction and the boost direction from the laboratory system in the π^0 rest frame, $|\cos\theta_{dec}^{\pi^0}| < 0.95$.

B meson candidates are identified using two kinematic variables: the beam energy constrained mass $M_{bc} \equiv \sqrt{E_{beam}^2 - p_B^2}$, and the energy difference $\Delta E \equiv E_B - E_{beam}$, where E_{beam} is the center-of-mass (CM) beam energy, and E_B and p_B are the reconstructed energy and momentum of the B candidate in the CM frame. We accept events in the region $M_{bc} > 5.21 \text{ GeV}/c^2$ and $-0.3 \text{ GeV} < \Delta E < 0.2 \text{ GeV}$ and define a signal region as $M_{bc} > 5.27 \text{ GeV}/c^2$ and $-0.1 \text{ GeV} < \Delta E < 0.08 \text{ GeV}$. To avoid the region where the $\rho^+\pi^-$ and $\rho^-\pi^+$ amplitudes interfere, we exclude candidates with both $M_{\pi^\pm\pi^0}$ smaller than $1.22 \text{ GeV}/c^2$.

The dominant background to $B^0 \rightarrow \rho^+\pi^-$ is $e^+e^- \rightarrow q\bar{q}$ ($q = u, d, s, c$) continuum events. To discriminate the signal from the background we use the event topology, which tends to be isotropic for $B\bar{B}$ events and jet-like for $q\bar{q}$ events. We combine a Fisher discriminant based on five modified Fox-Wolfram moments[4] with the cosine of the angle between the flight direction of the B in the CM frame and the electron

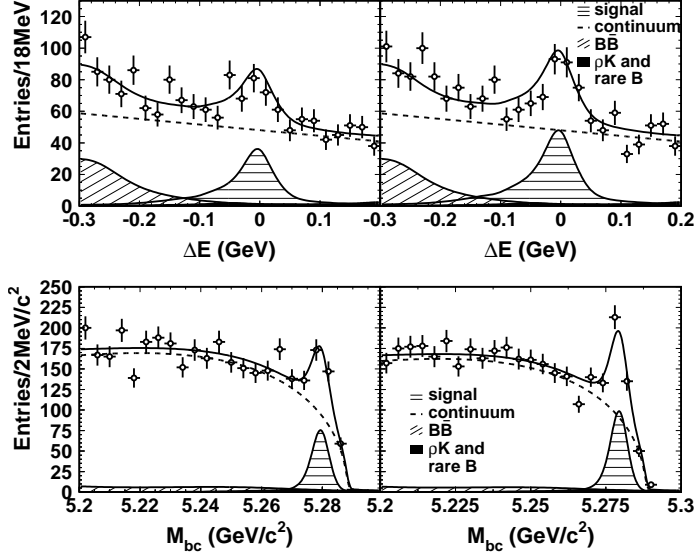


Figure 1: Projections for the results of the 2-D unbinned likelihood fit to the ΔE (top) and M_{bc} (bottom) distributions for $\rho^+\pi^-$ candidates (left) and $\rho^-\pi^+$ candidates (right).

beam direction to form the likelihood ratio $\mathcal{R} = \mathcal{L}_{B\bar{B}}/\mathcal{L}_{B\bar{B}} + \mathcal{L}_{q\bar{q}}$. Here, $\mathcal{L}_{B\bar{B}}$ and $\mathcal{L}_{q\bar{q}}$ are likelihood functions for signal and continuum events, respectively. The continuum background is reduced by applying a cut $\mathcal{R} > 0.8$.

The b -flavor of the accompanying B meson is identified using tracks not associated with the reconstructed $B^0 \rightarrow \rho^\pm \pi^\mp$ decays. The tagging algorithm is identical to that used for the Belle $\sin 2\phi_1$ measurement[5]. The tagging information is represented by two parameters, $q = \pm 1$, the flavor, and a quality factor r that ranges from $r = 0$ for no flavor discriminant to $r = 1$ for unambiguous flavor assignment.

The signal-side tracks and the tag-side tracks are fit for the signal (z_{CP}) and tag (z_{tag}) side vertices using an interaction point constraint. Taking into account that $B\bar{B}$ are produced practically at rest in the $\Upsilon(4S)$ CM frame, the proper time difference Δt is proportional to the distance between vertices $\Delta z = z_{cp} - z_{tag}$: $\Delta t \sim \Delta z/\beta\gamma c$, where $\beta\gamma = 0.425$ is the Lorentz boost of the e^+e^- system.

The $\rho^\pm \pi^\mp$ yields are extracted using an unbinned maximum-likelihood (ML) fit to the two-dimensional $(M_{bc}, \Delta E)$ distribution. Four types of background are considered: continuum $q\bar{q}$, charm B background ($b \rightarrow c$), $B \rightarrow \rho K$, and rare, charmless B decays (rare B). The M_{bc} and ΔE distributions in the signal region along with projections of the unbinned ML fit are shown in Fig. 1. The fit yields 483 ± 46 $B^0 \rightarrow \rho^\pm \pi^\mp$ candidates and a time and flavor integrated charge asymmetry $\mathcal{A}_{CP}^{\rho\pi} = -0.16 \pm 0.10(stat)$. Fig. 2 shows signal yields extracted from the fits to the $(M_{bc}, \Delta E)$ distributions for different $M(\pi^\pm \pi^\mp)$ and $\cos \theta_{hel}^\rho$ mass and helicity bins respectively. The result of $B \rightarrow \rho^\pm \pi^\mp$ MC simulation are shown as histograms.

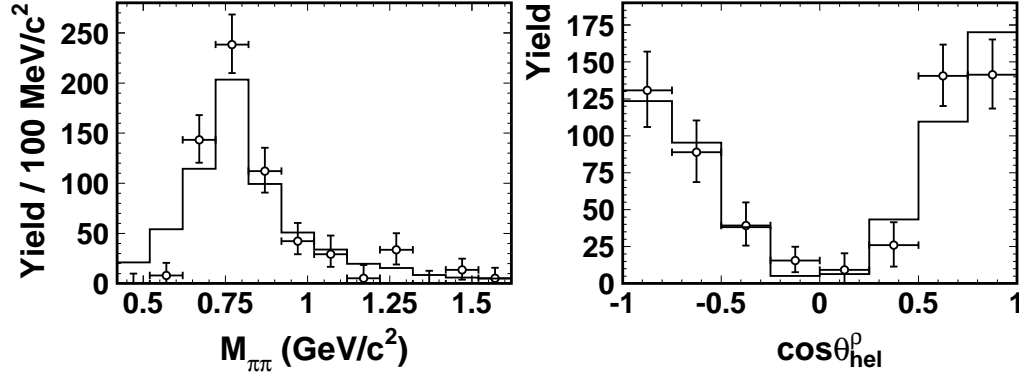


Figure 2: Signal yields as functions of $M_{\pi^\pm\pi^0}$ (left) and $\cos\theta_{hel}^\rho$ (right). Histograms are expectations from the $B \rightarrow \rho^\pm\pi^\mp$ MC simulation.

The CP parameters C , ΔC , S , ΔS are obtained from an unbinned ML fit to the Δt distribution. The likelihood function is defined as

$$\begin{aligned} \mathcal{L} = & \prod_{i=1}^N \{ f_{\rho\pi} P_{\rho\pi}(\Delta t_i) + f_{\rho\pi}^{WC} P_{\rho\pi}^{WC}(\Delta t_i) \\ & + f_{\rho K} P_{\rho K}(\Delta t_i) + f_{q\bar{q}} P_{q\bar{q}}(\Delta t_i) \\ & + f_{B\bar{B}} P_{B\bar{B}}(\Delta t_i) + f_{rare} P_{rare}(\Delta t_i) \}, \end{aligned} \quad (4)$$

where $f_{\rho\pi, \rho K, q\bar{q}, B\bar{B}, rare}$ is the fraction of events determined on an event-by-event basis as a function of the M_{bc} and ΔE for each flavor tagging r interval and π^0 momentum range. $P_{\rho\pi}(\Delta t_i)$ and $P_{\rho\pi}^{WC}(\Delta t_i)$ are the probability density functions (PDF) for signal reconstructed with right-sign ρ charge and wrong-sign ρ charge. They are determined as the convolution of the true PDF defined in Eq. (1) with the Δt resolution function.¹ For $P_{\rho K}(\Delta t)$ we assume $C = S = \Delta S = 0$, $\Delta C = -1$, and $\mathcal{A}_{CP}^{\rho K} = 0$. The PDF for continuum background events is $P_{q\bar{q}}(\Delta t) = \{(f_\tau/2\tau_{bkg})e^{-|\Delta t|/\tau_{bkg}} + (1 - f_\tau)\delta(\Delta t)\}/2$ convoluted with a resolution function R , where f_τ is the fraction of background with the effective lifetime τ_{bkg} , and δ is the Dirac delta function. The resolution function R for the background is parameterized as the sum of two Gaussian distributions. The parameters for the PDFs are determined from the sideband data for continuum and from the MC simulation for the $B\bar{B}$ and rare B decays.

A fit to the 1215 candidates in the signal region (328.7 signal, 11.2 $B \rightarrow \rho K$, 833 $q\bar{q}$, 23.3 $B\bar{B}$ and 18.8 rare B events) yields $C_{\rho\pi} = 0.25 \pm 0.17^{+0.02}_{-0.06}$, $\Delta C_{\rho\pi} = 0.38 \pm 0.18^{+0.02}_{-0.04}$, $S_{\rho\pi} = -0.28 \pm 0.23^{+0.10}_{-0.08}$, and $\Delta S_{\rho\pi} = -0.30 \pm 0.24 \pm 0.09$. The first errors are statistical and the second systematic. The resulting Δt distributions are shown in Fig. 3 along with projections of the fit.

¹the true PDF given by Eq.(1) is modified to take into account the effect of incorrect flavor tagging

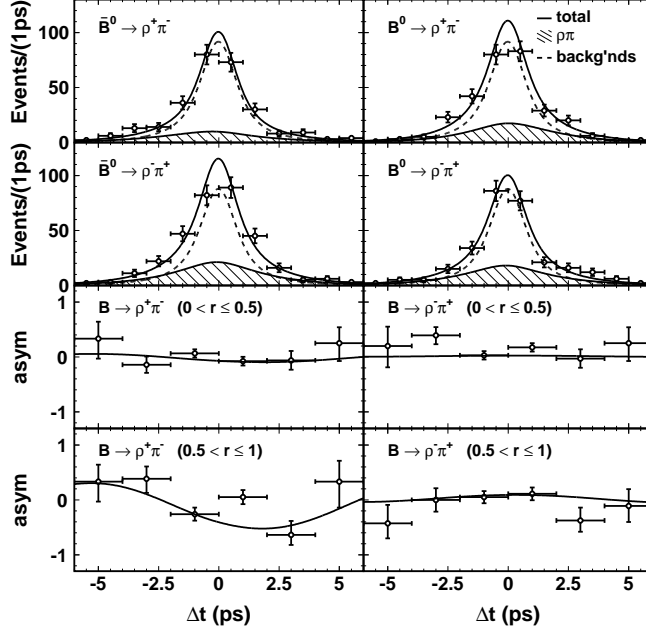


Figure 3: Δt distributions for $B^0 \rightarrow \rho^+\pi^-$ (top) and $B^0 \rightarrow \rho^-\pi^+$ (second row), and resulting CP asymmetry (bottom rows). The CP asymmetry is shown separately for high and low quality flavor tags. The smooth curves are fit results.

The systematic errors include the uncertainties in the background fraction, background Δt PDF, wrong-tag fractions, vertex reconstruction, $\rho\pi$ and ρK Δt resolution functions, and fitting bias.

3 $B^0 \rightarrow \rho^0\pi^0$

The main reconstruction features of the analysis are the same as those for the $B^0 \rightarrow \rho^\pm\pi^\mp$ decay channel. Neutral pion candidates are selected from the range $0.115\text{ GeV}/c^2 < M_{\gamma\gamma} < 0.154\text{ GeV}/c^2$. Possible contributions from $(b \rightarrow c)$ background to the $\pi^+\pi^-\pi^0$ final state are vetoed for the decays $B^0 \rightarrow D^-\pi^+, \bar{D}^0\pi^0$ and $J/\psi\pi^0$. We require the $\pi^+\pi^-$ invariant mass to be in the range $0.5\text{ GeV}/c^2 < m_{\pi^+\pi^-} < 1.1\text{ GeV}/c^2$ and the helicity angle for ρ^0 candidates $|\cos\theta_{hel}^\rho| > 0.5$, where θ_{hel}^ρ is defined as the angle between the π^- direction and the direction opposite the B in the ρ rest frame. The contributions from the $B^0 \rightarrow \rho^\pm\pi^\mp$ events are vetoed by rejecting candidates with $\pi^\pm\pi^0$ invariant mass $0.5\text{ GeV}/c^2 < m_{\pi^\pm\pi^0} < 1.1\text{ GeV}/c^2$.

To reduce the dominant continuum background we use the likelihood ratio \mathcal{R} described in Sec. 2. Additional background discrimination is provided by the b -flavor tagging algorithm. We utilize the tagging parameter r , which ranges from 0 to 1 and is a measure of the confidence that the b flavor of the accompanying B

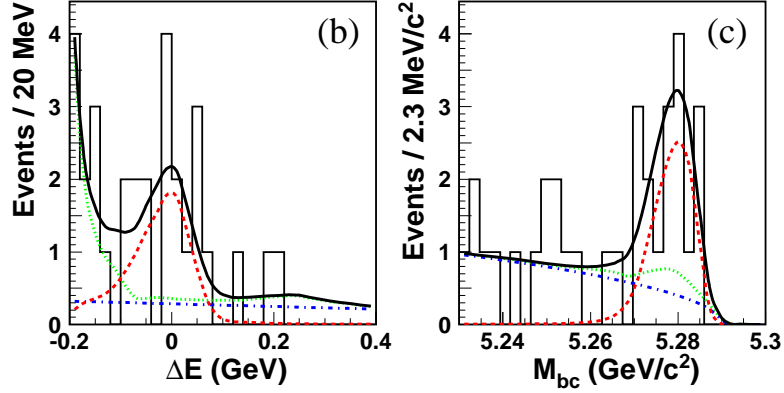


Figure 4: Distribution of $\Delta E(M_{bc})$ in the signal region of $M_{bc}(\Delta E)$. Projections of the unbinned ML fit are shown as the smooth curves; the dashed line represents the signal component; the dot-dashed line is the contribution from continuum events, and the dotted line is the composite of continuum and B -related backgrounds.

meson is correctly assigned. Events with a high value of r are well-tagged and are less likely to have originated from the continuum production.

B candidates are accepted in the region $5.23 \text{ GeV}/c^2 < M_{bc} < 5.3 \text{ GeV}/c^2$, $-0.2 \text{ GeV} < \Delta E < 0.4 \text{ GeV}$. The signal region is defined as $5.269 \text{ GeV}/c^2 < M_{bc} < 5.29 \text{ GeV}/c^2$ and $-0.135 \text{ GeV} < \Delta E < 0.082 \text{ GeV}$. The signal yield is obtained using an unbinned ML fit to the M_{bc} - ΔE distribution. The fit includes components for signal, continuum, $b \rightarrow c$ decays and the charmless B decays $B^+ \rightarrow \rho^+ \rho^0$, $B^+ \rightarrow \rho^+ \pi^0$ and $B^+ \rightarrow \pi^+ \pi^0$. The fit result is presented in Fig. 4. The signal yield is 15 ± 4.8 events, corresponding to a 3.6σ significance.

We consider systematic uncertainties from the following sources: π^0 reconstruction efficiency ($\pm 3.5\%$), track finding efficiency ($\pm 2.4\%$), not included charmless B decays ($\pm 5.3\%$), PDF shapes ($\pm 1.6\%$), and possible interference with $B^0 \rightarrow \rho^\pm \pi^\mp$ decays (9.3%). We obtain the branching fraction

$$\begin{aligned} \mathcal{B}(B^0 \rightarrow \rho^0 \pi^0) &= (5.1 \pm 1.6(stat) \\ &\quad \pm 0.9(syst)) \times 10^{-6}. \end{aligned} \quad (5)$$

4 Summary

We have measured CP violating parameters for $B^0 \rightarrow \rho^\pm \pi^\mp$ decays and have also obtained the first evidence for the decay $B^0 \rightarrow \rho^0 \pi^0$. The branching fraction measured is relatively large $(5.1 \pm 1.6 \pm 0.9) \times 10^{-6}$, and thus the isospin analysis does not significantly limit the penguin diagram contribution.[6] A recent theoretical model[3] which assumes broken flavor- $SU(3)$ symmetry gives $\phi_2 = (102 \pm 11 \pm 15)^\circ$. The first error is experimental while the second is theoretical uncertainty.

References

- [1] J. Charles *et al.* hep-ph/0406184; N. G. Deshpande *et al.* Phys. Lett. B **473**, 141 (2000); A. Ali *et al.* Phys. Rev. D **59**, (1999); M. Beneke and M. Neubert, Nucl. Phys. B **675**, 333 (2003).
- [2] M. Gronau and D. London, Phys. Rev. Lett. **65**, (1990); Y. Grossman and H. R. Quinn, Phys. Rev. D **58**, (1998).
- [3] M. Gronau and J. Zupan, hep-ph/0407002
- [4] G. C. Fox and S. Wolfram, Phys. Rev. Lett. **41**, 1581 (1978).
- [5] H. Kakuno *et al.*, hep-ex/0403022.
- [6] J. Stark, eConf **C0304052**, WG423 (2003).