

Resonances in $J/\psi \rightarrow \phi\pi^+\pi^-$ and ϕK^+K^-

M. Ablikim¹, J. Z. Bai¹, Y. Ban¹¹, J. G. Bian¹, D. V. Bugg²⁰, X. Cai¹,
 J. F. Chang¹, H. F. Chen¹⁷, H. S. Chen¹, H. X. Chen¹, J. C. Chen¹, Jin Chen¹,
 Jun Chen⁷, M. L. Chen¹, Y. B. Chen¹, S. P. Chi², Y. P. Chu¹, X. Z. Cui¹,
 H. L. Dai¹, Y. S. Dai¹⁹, Z. Y. Deng¹, L. Y. Dong^{1a}, Q. F. Dong¹⁵, S. X. Du¹,
 Z. Z. Du¹, J. Fang¹, S. S. Fang², C. D. Fu¹, H. Y. Fu¹, C. S. Gao¹, Y. N. Gao¹⁵,
 M. Y. Gong¹, W. X. Gong¹, S. D. Gu¹, Y. N. Guo¹, Y. Q. Guo¹, Z. J. Guo¹⁶,
 F. A. Harris¹⁶, K. L. He¹, M. He¹², X. He¹, Y. K. Heng¹, H. M. Hu¹, T. Hu¹,
 G. S. Huang^{1b}, X. P. Huang¹, X. T. Huang¹², X. B. Ji¹, C. H. Jiang¹,
 X. S. Jiang¹, D. P. Jin¹, S. Jin¹, Y. Jin¹, Yi Jin¹, Y. F. Lai¹, F. Li¹, G. Li²,
 H. H. Li¹, J. Li¹, J. C. Li¹, Q. J. Li¹, R. Y. Li¹, S. M. Li¹, W. D. Li¹, W. G. Li¹,
 X. L. Li⁸, X. Q. Li¹⁰, Y. L. Li⁴, Y. F. Liang¹⁴, H. B. Liao⁶, C. X. Liu¹, F. Liu⁶,
 Fang Liu¹⁷, H. H. Liu¹, H. M. Liu¹, J. Liu¹¹, J. B. Liu¹, J. P. Liu¹⁸, R. G. Liu¹,
 Z. A. Liu¹, Z. X. Liu¹, F. Lu¹, G. R. Lu⁵, H. J. Lu¹⁷, J. G. Lu¹, C. L. Luo⁹,
 L. X. Luo⁴, X. L. Luo¹, F. C. Ma⁸, H. L. Ma¹, J. M. Ma¹, L. L. Ma¹, Q. M. Ma¹,
 X. B. Ma⁵, X. Y. Ma¹, Z. P. Mao¹, X. H. Mo¹, J. Nie¹, Z. D. Nie¹, S. L. Olsen¹⁶,
 H. P. Peng¹⁷, N. D. Qi¹, C. D. Qian¹³, H. Qin⁹, J. F. Qiu¹, Z. Y. Ren¹, G. Rong¹,
 L. Y. Shan¹, L. Shang¹, D. L. Shen¹, X. Y. Shen¹, H. Y. Sheng¹, F. Shi¹,
 X. Shi^{11c}, H. S. Sun¹, J. F. Sun¹, S. S. Sun¹, Y. Z. Sun¹, Z. J. Sun¹, X. Tang¹,
 N. Tao¹⁷, Y. R. Tian¹⁵, G. L. Tong¹, G. S. Varner¹⁶, D. Y. Wang¹, J. Z. Wang¹,
 K. Wang¹⁷, L. Wang¹, L. S. Wang¹, M. Wang¹, P. Wang¹, P. L. Wang¹,
 S. Z. Wang¹, W. F. Wang^{1d}, Y. F. Wang¹, Z. Wang¹, Z. Y. Wang¹, Zhe Wang¹,
 Zheng Wang², C. L. Wei¹, D. H. Wei¹, N. Wu¹, Y. M. Wu¹, X. M. Xia¹,
 X. X. Xie¹, B. Xin^{8b}, G. F. Xu¹, H. Xu¹, S. T. Xue¹, M. L. Yan¹⁷, F. Yang¹⁰,
 H. X. Yang¹, J. Yang¹⁷, Y. X. Yang³, M. Ye¹, M. H. Ye², Y. X. Ye¹⁷, L. H. Yi⁷,
 Z. Y. Yi¹, C. S. Yu¹, G. W. Yu¹, C. Z. Yuan¹, J. M. Yuan¹, Y. Yuan¹, S. L. Zang¹,
 Y. Zeng⁷, Yu Zeng¹, B. X. Zhang¹, B. Y. Zhang¹, C. C. Zhang¹, D. H. Zhang¹,
 H. Y. Zhang¹, J. Zhang¹, J. W. Zhang¹, J. Y. Zhang¹, Q. J. Zhang¹, S. Q. Zhang¹,
 X. M. Zhang¹, X. Y. Zhang¹², Y. Y. Zhang¹, Yiyun Zhang¹⁴, Z. P. Zhang¹⁷,
 Z. Q. Zhang⁵, D. X. Zhao¹, J. B. Zhao¹, J. W. Zhao¹, M. G. Zhao¹⁰, P. P. Zhao¹,
 W. R. Zhao¹, X. J. Zhao¹, Y. B. Zhao¹, Z. G. Zhao^{1e}, H. Q. Zheng¹¹, J. P. Zheng¹,
 L. S. Zheng¹, Z. P. Zheng¹, X. C. Zhong¹, B. Q. Zhou¹, G. M. Zhou¹, L. Zhou¹,
 N. F. Zhou¹, K. J. Zhu¹, Q. M. Zhu¹, Y. C. Zhu¹, Y. S. Zhu¹, Yingchun Zhu^{1f},
 Z. A. Zhu¹, B. A. Zhuang¹, X. A. Zhuang¹, B. S. Zou¹

(BES Collaboration)

¹ Institute of High Energy Physics, Beijing 100049, People's Republic of China

² China Center for Advanced Science and Technology (CCAST), Beijing 100080,
 People's Republic of China

³ Guangxi Normal University, Guilin 541004, People's Republic of China

⁴ Guangxi University, Nanning 530004, People's Republic of China

⁵ Henan Normal University, Xinxiang 453002, People's Republic of China

⁶ Huazhong Normal University, Wuhan 430079, People's Republic of China

⁷ Hunan University, Changsha 410082, People's Republic of China

- ⁸ Liaoning University, Shenyang 110036, People's Republic of China
⁹ Nanjing Normal University, Nanjing 210097, People's Republic of China
¹⁰ Nankai University, Tianjin 300071, People's Republic of China
¹¹ Peking University, Beijing 100871, People's Republic of China
¹² Shandong University, Jinan 250100, People's Republic of China
¹³ Shanghai Jiaotong University, Shanghai 200030, People's Republic of China
¹⁴ Sichuan University, Chengdu 610064, People's Republic of China
¹⁵ Tsinghua University, Beijing 100084, People's Republic of China
¹⁶ University of Hawaii, Honolulu, Hawaii 96822, USA
¹⁷ University of Science and Technology of China, Hefei 230026, People's Republic of China
¹⁸ Wuhan University, Wuhan 430072, People's Republic of China
¹⁹ Zhejiang University, Hangzhou 310028, People's Republic of China
²⁰ Queen Mary, University of London, London E1 4NS, UK
- ^a Current address: Iowa State University, Ames, Iowa 50011-3160, USA.
^b Current address: Purdue University, West Lafayette, IN 47907, USA.
^c Current address: Cornell University, Ithaca, New York 14853, USA.
^d Current address: Laboratoire de l'Accélérateur Linéaire, F-91898 Orsay, France.
^e Current address: University of Michigan, Ann Arbor, Michigan 48109, USA.
^f Current address: DESY, D-22607, Hamburg, Germany.

Abstract

A partial wave analysis is presented of $J/\psi \rightarrow \phi\pi^+\pi^-$ and ϕK^+K^- from a sample of 58M J/ψ events in the BES II detector. The $f_0(980)$ is observed clearly in both sets of data, and parameters of the Flatté formula are determined accurately: $M = 965 \pm 8$ (stat) ± 6 (syst) MeV/c², $g_1 = 165 \pm 10 \pm 15$ MeV/c², $g_2/g_1 = 4.21 \pm 0.25 \pm 0.21$. The $\phi\pi\pi$ data also exhibit a strong $\pi\pi$ peak centred at $M = 1335$ MeV/c². It may be fitted with $f_2(1270)$ and a dominant 0^+ signal made from $f_0(1370)$ interfering with a smaller $f_0(1500)$ component. There is evidence that the $f_0(1370)$ signal is resonant, from interference with $f_2(1270)$. There is also a state in $\pi\pi$ with $M = 1790^{+40}_{-30}$ MeV/c² and $\Gamma = 270^{+60}_{-30}$ MeV/c²; spin 0 is preferred over spin 2. This state, $f_0(1790)$, is distinct from $f_0(1710)$. The $\phi K\bar{K}$ data contain a strong peak due to $f'_2(1525)$. A shoulder on its upper side may be fitted by interference between $f_0(1500)$ and $f_0(1710)$.

PACS: 13.25.Gv, 14.40.Gx, 13.40.Hq

The processes $J/\psi \rightarrow \phi\pi^+\pi^-$ and ϕK^+K^- have been studied previously in the Mark III [1] and DM2 [2] experiments. Here we report BESII data on these channels with much larger statistics from a sample of 58 million $e^+e^- \rightarrow J/\psi$ interactions. The $f_0(980)$, $f_0(1370)$ and a state with mass at 1790 MeV/c² and with spin 0 preferred over spin 2, called the $f_0(1790)$ throughout this paper, are studied here. A particular feature is that $f_0(1790) \rightarrow \pi\pi$ is strong, but there is little or no corresponding signal for decays to $K\bar{K}$. This behavior is incompatible with $f_0(1710)$, which is known to decay dominantly to $K\bar{K}$; this indicates the presence of two distinct states, $f_0(1710)$ and $f_0(1790)$.

A detailed description of the BESII detector is given in Ref. [3]. It has a cylindrical geometry around the beam axis. Trajectories of charged particles are measured in the vertex chamber (VC) and main drift chamber (MDC); these are surrounded by a solenoidal magnet providing a field of 0.4T. Photons are detected in a Barrel Shower Counter (BSC) comprized of a sandwich array of lead and gas chambers. Particle identification is accomplished using time-of-flight (TOF) information from the TOF scintillator array located immediately outside the MDC and the dE/dx information from the MDC.

Events must have four charged tracks with total charge zero. These tracks are required to lie well within the MDC acceptance with a polar angle θ satisfying $|\cos\theta| < 0.80$ and to have their point of closest approach to the beam within 2 cm of the beam axis and within 20 cm of the centre of the interaction region along the beam axis. Further, events must satisfy a four-constraint (4C) kinematic fit with $\chi^2 < 40$.

Kaons, pions, and protons are identified by time-of-flight, dE/dx , and also by kinematic fitting. The σ of the TOF measurement is 180 ps. Kaons may be identified by TOF and dE/dx up to a momentum of 800 MeV/c. The 4C kinematic fit provides additional good separation between $\phi\pi\pi$ and ϕKK ; residual crosstalk between these channels is negligible.

The K^+K^- invariant mass distributions for $J/\psi \rightarrow K^+K^-\pi^+\pi^-$ and $J/\psi \rightarrow K^+K^-K^+K^-$ are shown in Figs. 1(a) and (c); in the latter case, the K^+K^- pair with invariant mass closest to the ϕ is plotted. The peaks of the ϕ lie at 1019.7 ± 0.2 and 1020.0 ± 0.2 MeV/c² in (a) and (c), in reasonable agreement with the value of the Particle Data Group (PDG) [4]. In both cases, there is a clear ϕ signal over a modest background of events due to $K^+K^-\pi^+\pi^-$ or $K^+K^-K^+K^-$ without a ϕ . The curves in (a) and (c) show the background, assuming it follows a phase space dependence on $M(K^+K^-)$. The resulting background is $(19.0 \pm 1.5)\%$ in (a) and $(6.2 \pm 1.6)\%$ in (c). Events containing a ϕ are selected by requiring at least one kaon identified by TOF or dE/dx and $|M_{K^+K^-} - M_\phi| < 15$ MeV/c².

Before discussing the main physics results, it is necessary to deal with an

important background arising in $J/\psi \rightarrow K^+K^-\pi^+\pi^-$. Events for the study of this background channel are selected in a sidebin having $M(K^+K^-) = 1.045\text{--}1.09\text{ GeV}/c^2$. Fig. 2 shows Dalitz plots and mass projections for these sidebin events; Dalitz plots for $\phi\pi^+\pi^-$ and ϕK^+K^- data are shown in Fig. 3. For the $K^+K^-\pi^+\pi^-$ sidebin, there is a strong peak in the $\phi\pi$ mass distribution of Fig. 2(b) centred at $1500\text{ MeV}/c^2$ with a full-width of $200\text{ MeV}/c^2$. This $\phi\pi$ peak is of interest because of an earlier report of a possible exotic state close to this mass with quantum numbers $J^P = 1^-$ [5]. The reflection of this peak produces a horizontal band at the bottom of Fig. 2(a); it projects to a broad peak centred at $2450\text{ MeV}/c^2$ in Fig. 2(b). For $K^+K^-K^+K^-$ sidebin events of Fig. 2(c), there is no corresponding peak at low mass in ϕK , Fig. 2(d).

In order to investigate the nature of this peak, we select events in the mass range $1400\text{--}1600\text{ MeV}/c^2$ from Fig. 2(b). Mass distributions of $K^+\pi^-$ and $K^-\pi^+$ pairs are shown in Fig. 2(e) and corresponding distributions for $K^+\pi^+$ and $K^-\pi^-$ in Fig. 2(f). There is a strong $K^*(890)$ peak visible in Fig. 2(e) but only a broad peak in Fig. 2(f). It can be shown that the presence of $K^*(890)$ in the background, combined with kinematic selection in a narrow range of K^+K^- masses, can generate the peak position and width of the spurious peak in $\phi\pi$.

A similar effect arises in selected $\phi\pi\pi$ events. Fig. 3(b) shows $M(\phi\pi)$ for events selected as $\phi\pi^+\pi^-$ by requiring $M(K^+K^-)$ within $\pm 15\text{ MeV}/c^2$ of the ϕ mass. There is again a $\phi\pi$ peak, centred now at $1460\text{ MeV}/c^2$. Again it can be shown that the peak is consistent entirely with background. There is no significant evidence for an exotic $\phi\pi$ state. If it were misinterpreted as a $\phi\pi$ state, fits show that it requires a ϕ combined with an $L = 1$ pion coming from the $K_1^*(890)$, hence quantum numbers $J^P = 1^-, 0^-,$ or 2^- .

We have carried through a full partial wave analysis in three alternative ways: (a) making a cut in order to exclude events lying within $\pm 80\text{ MeV}/c^2$ of the central mass of $K^*(890)$, which is slightly narrower than the selection of Fig. 1; (b) including into the fit an incoherent background from $K^*(890)K\pi$; and (c) making a background subtraction which allows for the shift in mass and width between sidebin and data for the background peak in $\phi\pi$ at $1500\text{ MeV}/c^2$. Results of these three approaches agree within errors. We regard the first method as the most reliable, since it is independent of any modelling of the background. Figs. (4) and (5) show the fit from this approach. The cut against $K^*(890)$ eliminates the $\phi\pi$ peak at $1460\text{ MeV}/c^2$, as shown in Fig. 4(d). It also eliminates backgrounds due to channels $K^*(1430)K^*(890)$, observed in the final state $K^+K^-\pi^+\pi^-$. It reduces the background under the ϕ in Fig. 1(e) to $(13.5 \pm 1.4)\%$; after the background subtraction, the number of $\phi\pi^+\pi^-$ events falls to 4180.

The branching fractions for production of $\phi\pi\pi$ and $\phi K\bar{K}$ are determined allow-

ing for the efficiencies for detecting the two channels and correcting for unobserved neutral states. Results are: $B(J/\psi \rightarrow \phi\pi\pi) = (1.63 \pm 0.03 \pm 0.20) \times 10^{-3}$ and $B(J/\psi \rightarrow \phi K \bar{K}) = (2.14 \pm 0.04 \pm 0.22) \times 10^{-3}$. The main contributions to the systematic errors come from differences between data and Monte Carlo simulation for the ϕ selection, $K^*(890)$ cut, and particle identification; from uncertainties in the MDC wire resolution; and the total number of J/ψ events.

We turn now to the physics revealed by diagonal bands in the Dalitz plots of Fig. 3 and mass projections of Figs. 4 and 5. There is a strong $f_0(980) \rightarrow \pi^+\pi^-$ signal in Fig. 4(c) and a low mass peak in Fig. 5(c) due to $f_0(980) \rightarrow K^+K^-$. Secondly, the $\phi\pi^+\pi^-$ data exhibit in Fig. 4(c) the clearest signal yet observed for $f_0(1370) \rightarrow \pi^+\pi^-$. Several authors have previously expressed doubts concerning the existence of $f_0(1370)$, but present data cannot be fitted adequately without it. Both Mark III and DM2 groups observed a similar peak with lower statistics. There have been earlier reports of similar but less conspicuous peaks in $\pi\pi \rightarrow K \bar{K}$ from experiments at ANL [6,7] and BNL [8]. A third feature in the $\phi\pi^+\pi^-$ data in Fig. 4(c) is a clear peak at around 1775 MeV/c².

The ϕK^+K^- data of Fig. 5(c) contain a strong $f'_2(1525)$ peak. However, it is asymmetric and may only be fitted by including on its upper side $f_0(1710)$ interfering with other components.

We now describe the maximum likelihood fit to the data. Amplitudes are fitted to relativistic tensor expressions which are documented in Ref. [9]. The full angular dependence of decays of the ϕ and $\pi^+\pi^-$ or K^+K^- resonances is fitted, including correlations between them. The line-shape of the ϕ is not fitted, because the ϕ is much narrower than the experimental resolution. We include production of $J^P = 0^+$ resonances with orbital angular momentum $\ell = 0$ and 2 in the production process $J/\psi \rightarrow \phi f_0$. For production of f_2 , there is one amplitude with $\ell = 0$ and three with $\ell = 2$, where ℓ and the spin of f_2 may combine to make overall spin $S = 0, 1$ or 2. The one possible $\ell = 4$ amplitude makes a negligible contribution. The acceptance, determined from a Monte Carlo simulation, is included in the maximum likelihood fit. All figures shown here are uncorrected for acceptance, which is approximately uniform across Dalitz plots except for the effect of the $K^*(890)$ cut.

The background subtraction is made by giving data positive weight in log likelihood and sidebin events negative weight; the sidebin events (suitably weighted by K^+K^- phase space) then cancel background in the data sample.

The $\phi\pi^+\pi^-$ and ϕK^+K^- data are fitted simultaneously, constraining resonance masses and widths to be the same in both sets of data. Table 1 shows branching fractions of each component, as well as the changes in log likelihood when each component is dropped from the fit and remaining components are

re-optimised.

We begin the discussion with $\phi K^+ K^-$ data. There is a conspicuous peak due to $f_2'(1525)$. The shoulder on its upper side is fitted mostly by $f_0(1710)$ interfering with $f_0(1500)$, but there is also a possible small contribution from $f_0(1790)$ interfering with $f_0(1500)$. The overall contributions to $\phi K^+ K^-$ are shown by the upper histograms in Figs 5(c) and (d).

The $f_2(1270)$ signal reported below in $\phi\pi\pi$ data allows a calculation of the $f_2(1270) \rightarrow K^+ K^-$ signal expected in $\phi K^+ K^-$, using the branching fraction ratio between $K\bar{K}$ and $\pi\pi$ of the PDG. Its contribution is negligibly small.

We discuss next the fit to $f_0(980)$. In $\phi\pi^+\pi^-$ data, it interferes with a broad component well fitted by the σ pole [10]. This component interferes constructively with the lower side of the $f_0(980)$ in Fig. 4(c). Its magnitude is shown by the lower curve in Fig. 4(e).

The $f_0(980)$ amplitude has been fitted to the Flatté form:

$$f = \frac{1}{M^2 - s - i(g_1\rho_{\pi\pi} + g_2\rho_{K\bar{K}})}. \quad (1)$$

Here ρ is Lorentz invariant phase space, $2k/\sqrt{s}$, where k refers to the π or K momentum in the rest frame of the resonance. The present data offer the opportunity to determine the ratio g_2/g_1 accurately. This is done by determining the number of events due to $f_0(980) \rightarrow \pi\pi$ and $\rightarrow K^+ K^-$ and comparing with the prediction from the Flatté formula, as follows. After making the best fit to the data, the fitted $f_0(980) \rightarrow \pi^+\pi^-$ signal is integrated over the mass range from 0.9 to 1.0 GeV/c². The fitted $f_0(980) \rightarrow K^+ K^-$ signal is integrated over the mass range 1.0–1.2 GeV/c², so as to avoid sensitivity to the tail of the $f_0(980)$ at high mass. The latter integral is given by

$$0.5 \int ds |f(980)|^2 \rho(K^+ K^-) \epsilon(K^+ K^-) \quad (2)$$

and the former by

$$\frac{2}{3} \int ds |f(980)|^2 \rho(\pi\pi) \epsilon(\pi^+\pi^-). \quad (3)$$

Here $\epsilon(K^+ K^-)$ and $\epsilon(\pi^+\pi^-)$ are detection efficiencies. The numerical factors at the beginning of each expression take into account (a) there are equal numbers of decays to $K^+ K^-$ and $K^0 \bar{K}^0$ and (b) two-thirds of $\pi\pi$ decays are to $\pi^+\pi^-$ and one third to $\pi^0\pi^0$.

By an iterative process which converges rapidly, the ratio g_2/g_1 is adjusted until the ratio of these two integrals reproduces the fitted numbers of events for $\phi K^+ K^-$ and $\phi \pi^+ \pi^-$. The result is $g_2/g_1 = 4.21 \pm 0.25$ (stat) ± 0.21 (syst). The systematic error arises from (i) varying the choice of side bins and the magnitude of the background under the ϕ peak, (ii) changes in the fit when small amplitudes such as $f_0(1500)$ and $f_2(1270) \rightarrow K^+ K^-$ and $\sigma \rightarrow K^+ K^-$ are omitted from the fit, (iii) changing the mass and width of other components within errors and different choices of σ parameterization from Ref. [10]. The result is a considerable improvement on earlier determinations. The mass and g_1 are adjusted to achieve the best overall fit to the peak in $\phi \pi^+ \pi^-$ data. Values are $M = 965 \pm 8 \pm 6$ MeV/c², $g_1 = 165 \pm 10 \pm 15$ MeV/c².

The ratio g_2/g_1 is only weakly correlated with M and g_1 . However, g_2 is rather strongly correlated with M . This arises because the term $ig_2\rho_{KK}(s)$ in the Breit-Wigner denominator, eqn. (1), continues analytically below the KK threshold to $-g_2\sqrt{(4M_K^2/s)-1}$. It then contributes to the real part of the Breit-Wigner amplitude and interacts with the term $(M^2 - s)$. We find that the correlation is given by $dg_2/dM = -5.9$; the mass goes down as g_2 goes up. Other correlations are weak: $dg_1/dM = -0.75$ and $dr/dg_1 = -0.068$, where $r = g_2/g_1$.

We consider next the peak in $\phi\pi\pi$ centred at a mass of 1335 MeV/c². An initial fit was made to $f_2(1270)$ and one f_0 . The f_0 optimizes at $M = 1410 \pm 50$ MeV/c², $\Gamma = 270 \pm 45$ MeV/c², where errors cover systematic variations when small ingredients in the fit are changed. However, both $f_0(1500)$ and $f_0(1370)$ can contribute. Adding $f_0(1500)$, log likelihood improves by 51: an 8.5 standard deviation improvement for four degrees of freedom. Also the fit to the $\pi\pi$ mass distribution improves visibly. Therefore three components are required in the 1335 MeV/c² peak: $f_2(1270)$, $f_0(1370)$ and $f_0(1500)$. Removing $f_0(1370)$ makes log likelihood worse by 83, a 10.8 standard deviation effect.

Angular correlations between decays of ϕ and f_2 are very sensitive to the presence of $f_2(1270)$, which is accurately determined. It optimizes at $M = 1275 \pm 15$ MeV/c², $\Gamma = 190 \pm 20$ MeV/c², values consistent with $f_2(1270)$. The fact that its mass and width agree well with PDG values rules out the possibility that the remainder of the signal in this mass range is due to spin 2; otherwise the fit to $f_2(1270)$ would be severely affected. Angular distributions for the remaining components are indeed consistent with isotropic decay angular distributions from spin 0.

The $f_0(1370)$ interferes with $f_0(1500)$ and $f_2(1270)$. This helps to make $f_0(1370)$ more conspicuous than in other data. However, because of the interferences, its mass and width are not accurately determined. The mass of $f_0(1370)$ is 1350 ± 50 MeV/c, where the error is the quadratic sum of the systematic and statistical errors.

The width of $f_0(1370)$ is somewhat more stable. It is determined essentially by the full width of the peak in $\phi\pi^+\pi^-$ of $270 \text{ MeV}/c^2$; interferences with $f_2(1270)$ and $f_0(1500)$ affect this number only by small amounts and the fitted width is $265 \pm 40 \text{ MeV}/c^2$. If both $f_0(1370)$ and $f_0(1500)$ are removed, log likelihood is worse by 595. Removing $f_0(1500)$ from the fit perturbs the mass fitted to $f_0(1370)$ upwards to $1410 \pm 50 \text{ MeV}/c^2$; this is obviously due to the fact that $f_0(1370)$ is trying to simulate the missing $f_0(1500)$ component.

The presence of a peak due to $f_0(1370)$ is strongly suggestive of a resonance. In order to check for resonant phase variation, we have tried replacing the amplitude by its modulus, without any phase variation. In this case, log likelihood is worse by 39, nearly a 9 standard deviation effect for a change of one degree of freedom. The conclusion is that the $f_0(1370)$ peak is resonant. It is not possible to display the phase directly, since it is determined by interferences between two $f_0(1370)$ and four $f_2(1270)$ amplitudes.

The magnitude of the signal due to $f_0(1370) \rightarrow K^+K^-$ in the fit gives a branching fraction ratio

$$\frac{B[f_0(1370) \rightarrow K\bar{K}]}{B[f_0(1370) \rightarrow \pi\pi]} = 0.08 \pm 0.08. \quad (4)$$

This value is somewhat lower than reported by the Particle Data Group [4]. The reason is the conspicuous signal in $\pi\pi$ but absence of any corresponding peak in K^+K^- .

Next we consider the peak in $\pi^+\pi^-$ at $1775 \text{ MeV}/c^2$ in Fig. 4(c). It fits well with $J^P = 0^+$ with $M = 1790^{+40}_{-30} \text{ MeV}/c^2$, $\Gamma = 270^{+60}_{-30} \text{ MeV}/c^2$. The fitted mass is in reasonable accord with the $f_0(1770)$ reported in Crystal Barrel data on $\bar{p}p \rightarrow (\eta\eta)\pi^0$ [11]: $M = 1770 \pm 12 \text{ MeV}/c^2$, $\Gamma = 220 \pm 40 \text{ MeV}/c^2$. Allowing for the number of fitted parameters, $f_0(1790)$ is more than a 15σ signal. It cannot arise from $f_0(1710)$, since the magnitude of $f_0(1710) \rightarrow K^+K^-$ is small (see Table 1), and it is known that the branching fraction ratio of $f_0(1710)$ between $\pi\pi$ and $K\bar{K}$ is < 0.11 at the 95% confidence level [12]; accordingly, the $f_0(1710) \rightarrow \pi\pi$ signal in present data should be negligibly small.

We now consider possible fits with an f_2 instead. The decay angular distribution in this mass range is consistent with isotropy. So there is no positive evidence for spin 2. However, four spin 2 amplitudes are capable of simulating a flat angular distribution. In consequence, spin 2 gives a log likelihood which is worse than spin 0 by only 4.5 after re-optimising its mass and width. If $f_0(1710)$ is then added with PDG mass and width, it improves log likelihood by a further 2.0; this confirms the result from ωK^+K^- data that $f_0(1710)$ has a negligible decay to $\pi\pi$. Our experience elsewhere is that using four helicity amplitudes instead of 2 adds considerable flexibility to the fit. The spin 2 am-

plitude with $\ell = 0$ has a distinctive term $3 \cos^2 \alpha_\pi - 1$, where α_π is the decay angle of the π^+ in the resonance rest frame, with respect to the direction of the recoil ϕ . Simulation of spin 0 requires large $J = 2$, $\ell = 2$ and 4 amplitudes to produce compensating terms in $\sin^2 \alpha_\pi$ and hence a flat angular distribution. Large contributions from $\ell = 2$ are unlikely in view of the low momentum available to the resonance and the consequent $\ell = 2$ centrifugal barrier. If the $J = 2$ hypothesis is fitted only with $\ell = 0$, log likelihood is worse by 95 than for spin 0. We conclude that the state is most likely spin zero.

It is not possible to fit the shoulder in $\phi K^+ K^-$ at 1650 MeV/c² accurately by interference between $f_0(1500)$ and $f_0(1790)$, using the $f_0(1790)$ mass and width found in $\phi\pi\pi$ data. Even if one accepts the poor fit this gives, the branching fraction ratio $K\bar{K}/\pi\pi$ assuming only one f_0 resonance here is 0.55 ± 0.10 . This is a factor 14 lower than that reported in Ref. [12] for $f_0(1710)$. For a resonance, branching fractions must be independent of production mechanism. The large discrepancy in branching fractions implies the existence of two distinct states at 1710 and 1790 MeV/c², the former decaying dominantly to $K\bar{K}$ and the latter dominantly to $\pi\pi$. The $f_0(1790)$ is a natural candidate for the radial excitation of $f_0(1370)$. There is earlier evidence for it decaying to 4π in $J/\psi \rightarrow \gamma(4\pi)$ data [13,14], with mass and width close to those observed here. There, spin 0 was preferred strongly over spin 2.

The shoulder in $\phi K^+ K^-$ at 1650 MeV/c² is fitted with interference between $f_0(1500)$ and $f_0(1710)$, which is known to decay strongly to $K\bar{K}$. If both $f_0(1710)$ and $f_0(1790)$ are included in the fit, there is only a small improvement from $f_0(1790)$.

Masses, widths and branching fractions are given in Table I. The errors arise mainly from (i) varying the choice of side bins and the magnitude of the background under the ϕ peak, (ii) adding or removing small components such as $f_0(1500)$, $f_2(1270) \rightarrow K^+ K^-$, and $\sigma \rightarrow K^+ K^-$ and (iii) varying the mass and width of every component within errors and using different σ parameterizations reported in Ref. [10]. It also includes the uncertainty in the number of J/ψ events and the difference between two alternative choices of MDC wire resolution simulation.

Finally, angular distributions for both production and decay have been examined for each resonance peak. There are no significant discrepancies between data and fit. A fit is shown for the $f_0(1790)$ peak in Fig. 6 to the decay angle α_π of the $\pi\pi$ pair, with respect to the recoil ϕ ; the deep dip at $\cos \alpha_\pi = \pm 0.75$ is due to the $K^*(890)$ cut. The remaining angular distribution fits well to spin 0.

It is remarkable that $\phi\pi\pi$ data contain large signals due to several states which are predominantly non-strange: $f_2(1270)$, $f_0(1370)$, $f_0(1500)$ and $f_0(1790)$; di-

Channel	Mass (MeV/c ²)	Width (MeV/c ²)	$B(J/\psi \rightarrow \phi X, X \rightarrow \pi\pi)$ ($\times 10^{-4}$)	$B(J/\psi \rightarrow \phi X, X \rightarrow K\bar{K})$ ($\times 10^{-4}$)	ΔS
$f_0(980)$	965 ± 10	see text	5.4 ± 0.9	4.5 ± 0.8	1181
$f_0(1370)$	1350 ± 50	265 ± 40	4.3 ± 1.1	0.3 ± 0.3	83
$f_0(1500)$	PDG	PDG	1.7 ± 0.8	0.8 ± 0.5	51
$f_0(1790)$	1790^{+40}_{-30}	270^{+60}_{-30}	6.2 ± 1.4	1.6 ± 0.8	488
$f_2(1270)$	1275 ± 15	190 ± 20	2.3 ± 0.5	0.1 ± 0.1	241
σ			1.6 ± 0.6	0.2 ± 0.1	120
$f'_2(1525)$	1521 ± 5	77 ± 15	-	7.3 ± 1.1	440
$f_0(1710)$	PDG	PDG	-	2.0 ± 0.7	64

Table 1

Parameters of fitted resonances and branching fractions for each channel; improvements in $S = \log$ likelihood when the channel is added. PDG means that the mass and width are fixed to the PDG value. For the $f_0(980)$, see the parameterization in the text. The errors are the statistical and systematic errors added in quadrature.

rect production with the ϕ should favour $s\bar{s}$ states. There is no agreed explanation.

In summary, the data reported here have three important features. Firstly, the parameters of $f_0(980)$ are all well determined. Secondly, there is the clearest signal to date of $f_0(1370) \rightarrow \pi^+\pi^-$; a resonant phase variation is required, from interference with $f_2(1270)$. Thirdly, there is a clear peak in $\pi\pi$ at 1775 MeV/c², consistent with $f_0(1790)$; spin 2 is less likely than spin 0. If the $f_0(1790)$ resonance is used to fit the shoulder at 1650 MeV/c² in $\phi K^+ K^-$, the branching fraction to pions divided by that to kaons is inconsistent with the upper limit for the ratio observed in Ref. [12] for $f_0(1710)$, this requires two distinct resonances $f_0(1790)$ and $f_0(1710)$.

The BES collaboration thanks the staff of BEPC for their hard efforts. This work is supported in part by the National Natural Science Foundation of China under contracts Nos. 19991480, 10225524, 10225525, the Chinese Academy of Sciences under contract No. KJ 95T-03, the 100 Talents Program of CAS under Contract Nos. U-11, U-24, U-25, and the Knowledge Innovation Project of CAS under Contract Nos. U-602, U-34 (IHEP); by the National Natural Science Foundation of China under Contract No.10175060 (USTC), No.10225522 (Tsinghua University); and the Department of Energy under Contract No.DE-FG03-94ER40833 (U Hawaii). We wish to acknowledge financial support from the Royal Society for collaboration between the BES group and Queen Mary,

London under contract Q771.

References

- [1] L. Kopke in : Proc. XXIIIrd Int. Conf. on High Energy Physics (Berkeley, 1986), ed. S. Loken (World Scientific, Singapore, 1987) and Santa Cruz preprint SCIPP 86/74.
- [2] A. Falvard et al., Phys. Rev. D38 (1988) 2706.
- [3] J.Z. Bai et al., (BES Collaboration), Nucl. Instr. Meth., A458 (2001) 627.
- [4] S. Eidelman et al. (Particle Data Group), Phys. Lett. B 592 (2004) 1.
- [5] S. Bitjokov et al., Yad. Fiz. 38 (1983) 1205 and Sov. J. Nucl. Phys. 38 (1983) 727.
- [6] V.A. Polychronakos et al., Phys. Rev. D19 (1979) 1317; A.D. Martin and E.N. Ozmutlu, Nucl. Phys. B158 (1979) 520.
- [7] D. Cohen et al., Phys. Rev. D22 (1980) 2595.
- [8] A. Etkin et al., Phys. Rev. D25 (1982) 1786.
- [9] B.S. Zou and D.V. Bugg, Euro. Phys. J. A16 (2003) 537.
- [10] M. Ablikim et al., (BES collaboration) , Phys. Letts. B598 (2004) 149.
- [11] A. Anisovich et al., Phys. Lett. B449 (1999) 154.
- [12] M. Ablikim et al., (BES collaboration), *Study of $J/\psi \rightarrow \omega(K^+K^-)$* , accepted by Physics Letters B, hep-ex/0409007.
- [13] D.V. Bugg et al., Phys. Lett. B353 (1995) 378.
- [14] J.Z. Bai et al., Phys. Lett. 472 (2000) 207.

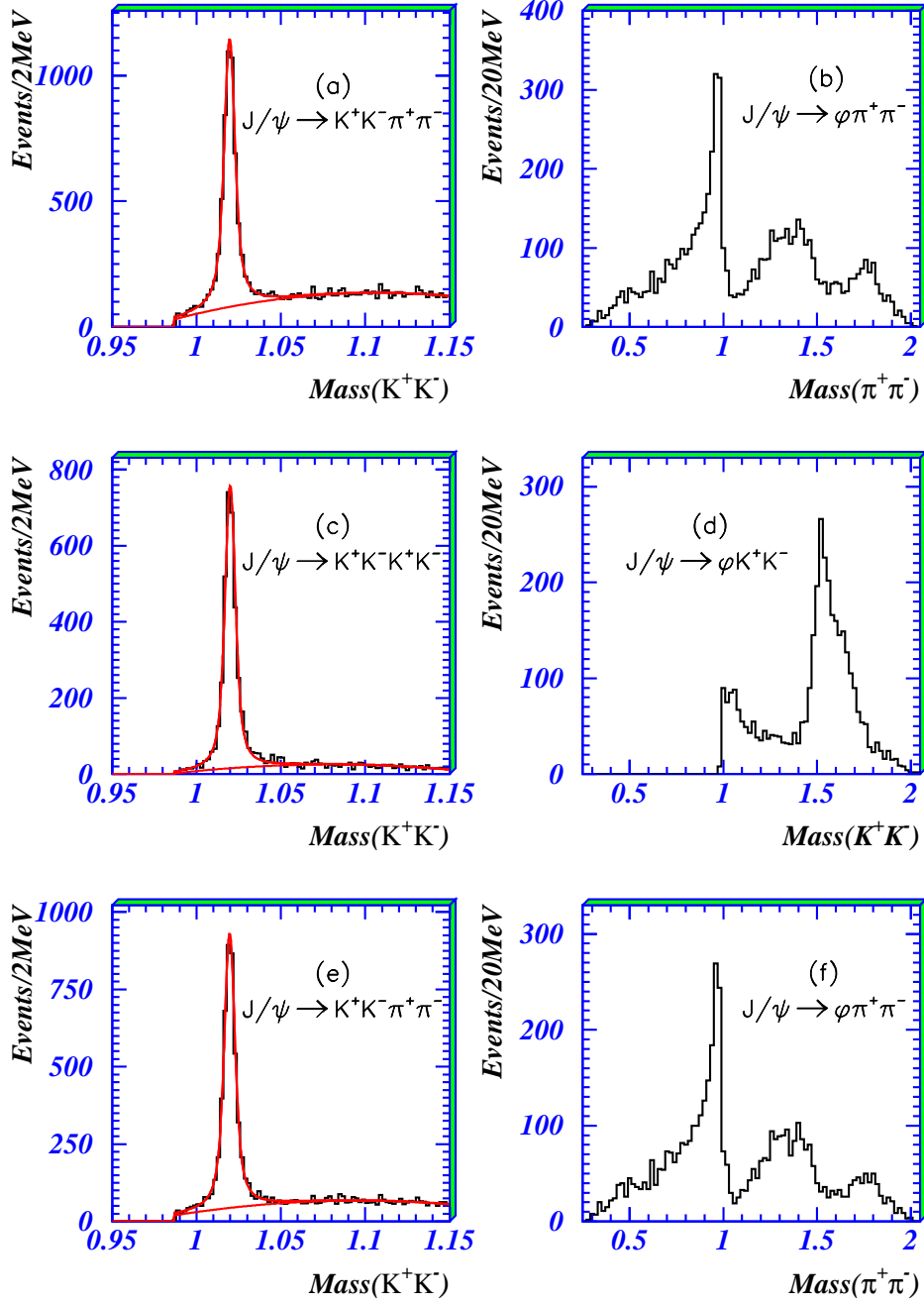


Fig. 1. The K^+K^- invariant mass distributions for (a) $J/\psi \rightarrow K^+K^-\pi^+\pi^-$, (c) $J/\psi \rightarrow K^+K^-K^+K^-$; curves show the fitted background and a Gaussian fit to the ϕ ; (b) and (d) show mass projections for events selected within ± 15 MeV/c² of the ϕ ; (e) and (f) show mass projections after cutting events within ± 100 MeV/c² of the central mass of $K^*(890)$; curves in (e) show the fitted background and a Gaussian fit to the ϕ .

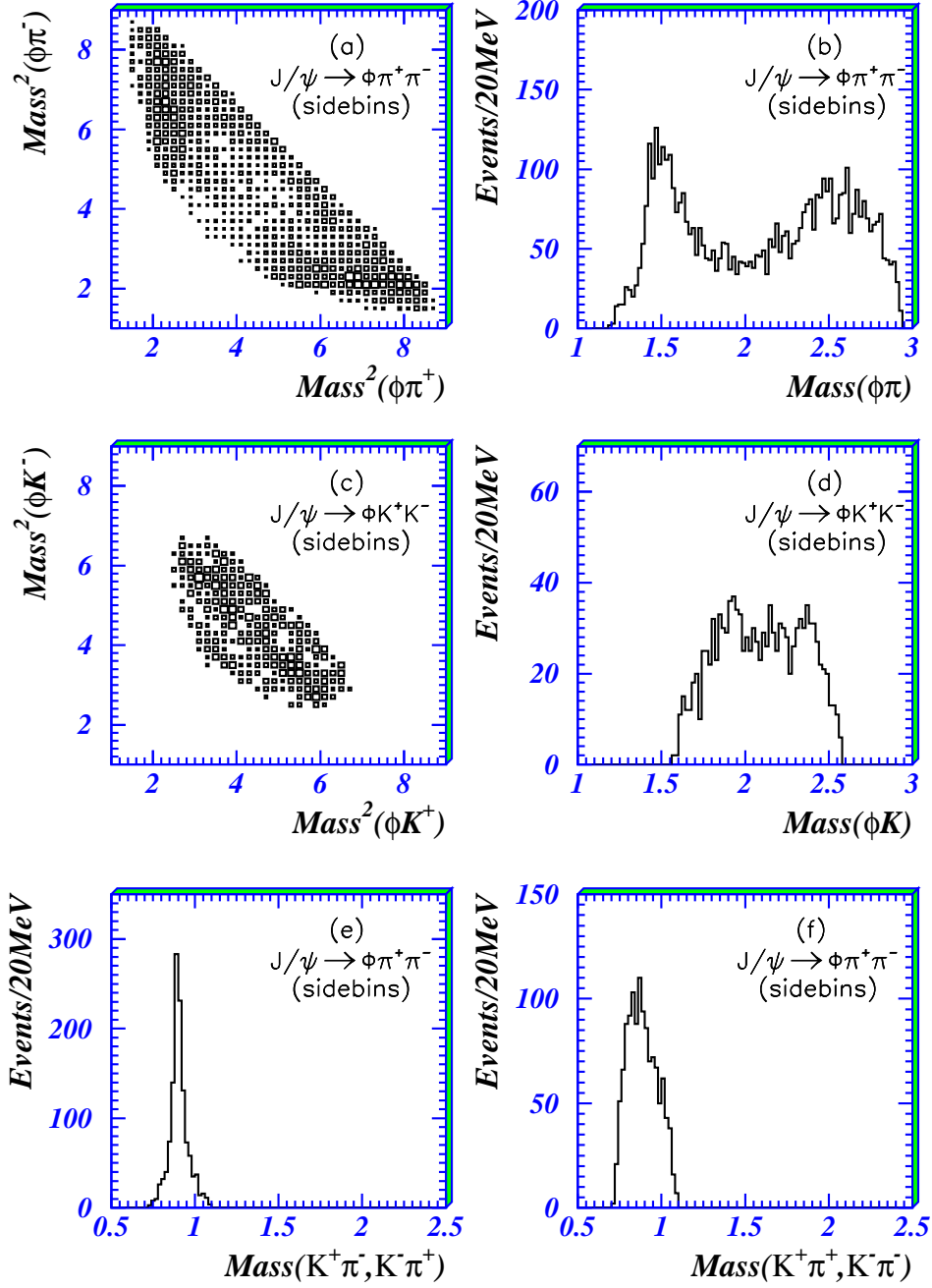


Fig. 2. Dalitz plots for a sidebin to the ϕ with $M(K^+ K^-) = 1.045$ to 1.09 GeV/c^2 for (a) $K^+ K^- \pi^+ \pi^-$ data, (c) $K^+ K^- K^+ K^-$ data; (b) and (d) show projections against $\phi \pi^\pm$ and ϕK^\pm mass; the mass distributions for (e) $M(K^+ \pi^-)$ and $M(K^- \pi^+)$, (f) $M(K^+ \pi^+)$ and $M(K^- \pi^-)$ for events from (a) in the $\phi \pi$ mass range 1400–1600 MeV/c^2 .

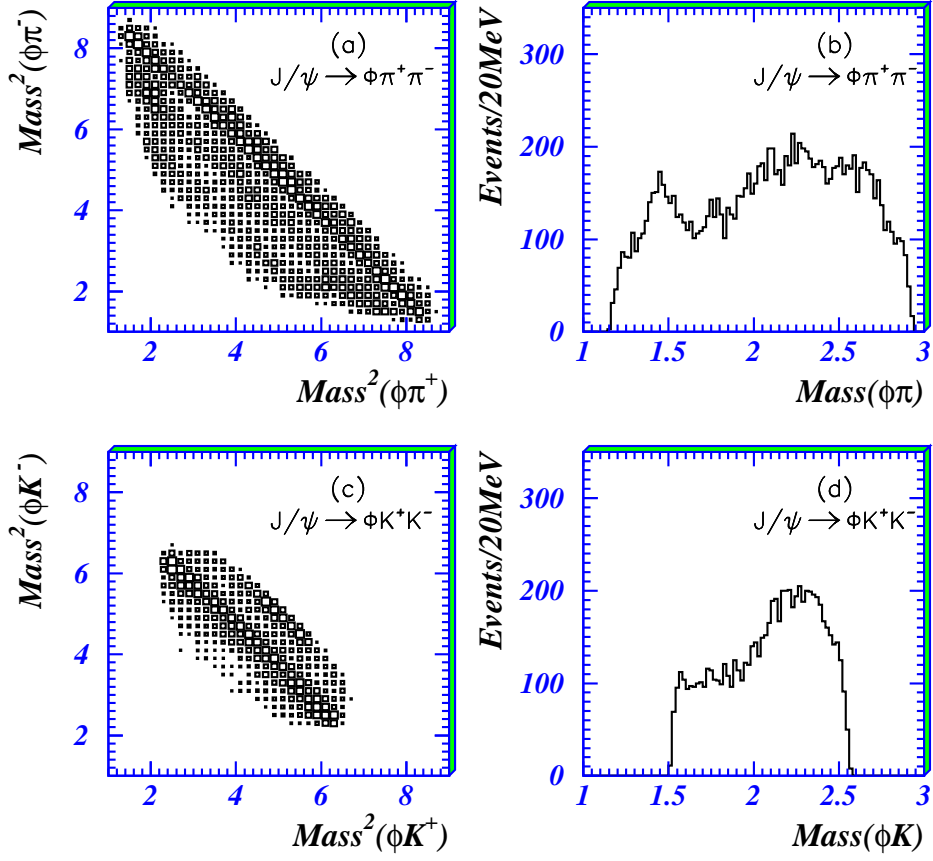


Fig. 3. Dalitz plots for (a) $J/\psi \rightarrow \phi \pi^+ \pi^-$, (c) $J/\psi \rightarrow \phi K^+ K^-$; (b) and (d) show the projections against $\phi \pi$ and ϕK mass.

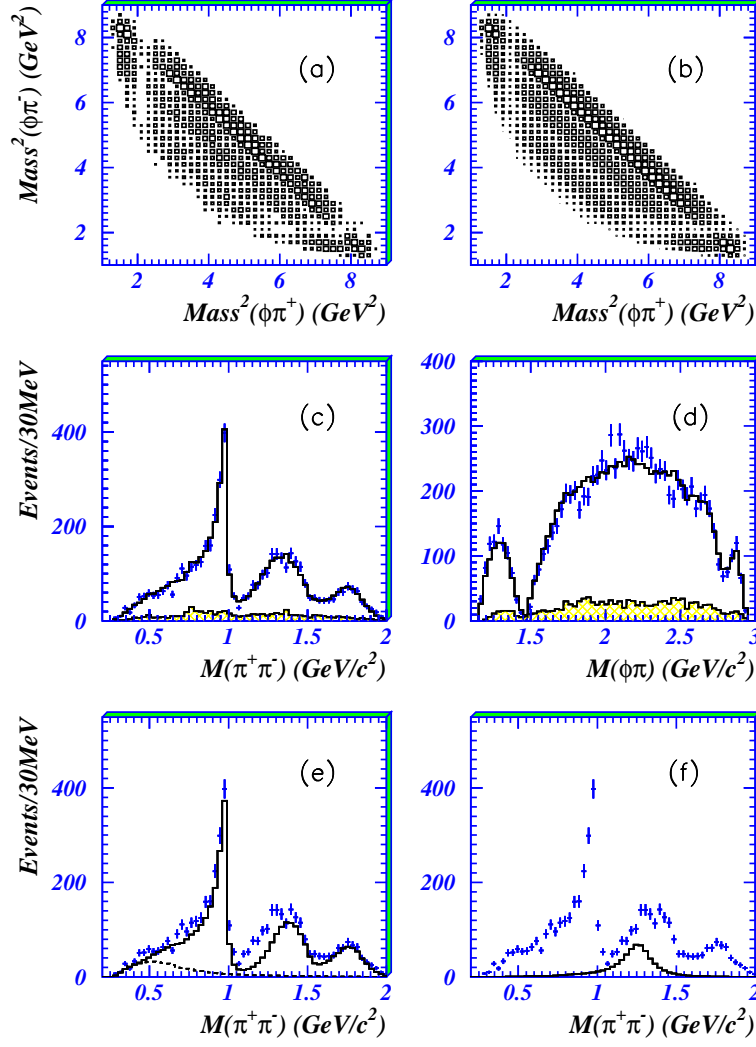


Fig. 4. (a) and (b) show measured and fitted Dalitz plots for $J/\psi \rightarrow \phi\pi^+\pi^-$ after cutting $K^*(890)$ events. (c) and (d) show mass projections; the upper histogram shows the maximum likelihood fit and the lower one shows background; (e) shows the f_0 contribution from the fit (full histogram) and the lower curve the σ contribution, (f) the $f_2(1270)$ contribution.

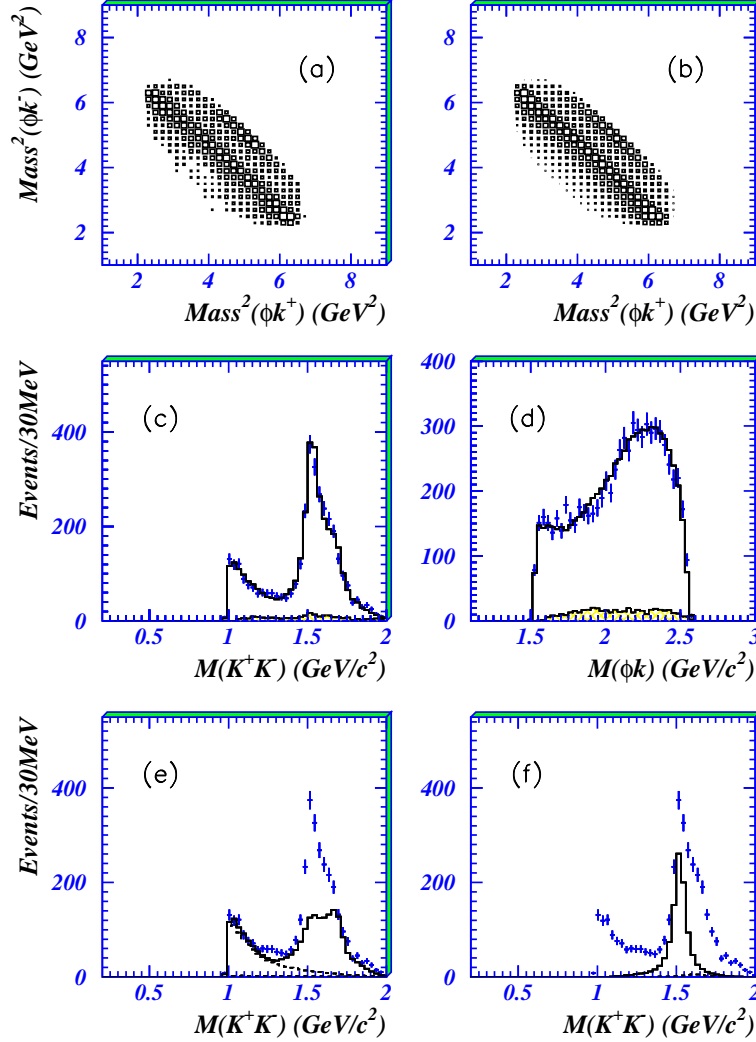


Fig. 5. (a) and (b) show measured and fitted Dalitz plots for $J/\psi \rightarrow \phi K^+ K^-$. (c) and (d) Mass projections for $J/\psi \rightarrow \phi K^+ K^-$ data, compared with histograms from the fit; (e) shows the f_0 contribution from the fit (full histogram) and the lower curve the $f_0(980)$ contribution. (f) the $f_2'(1525)$ contribution from the fit (full histogram).

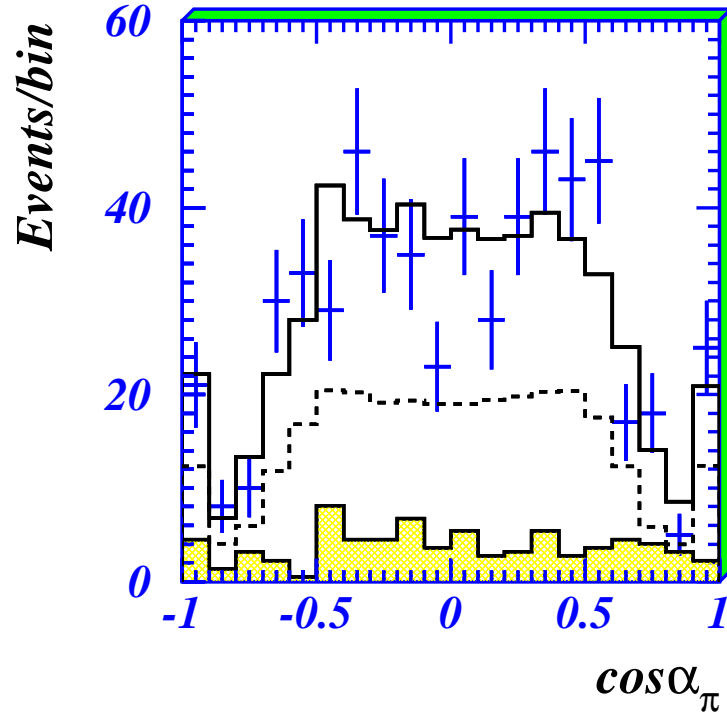


Fig. 6. Angular distributions in $\phi\pi^+\pi^-$ data (crosses) for α_π , the angle of the π^+ from f_J decay with respect to the direction of f_J in its rest frame. The upper histograms shows the fit, and the lower one the background. The dashed histograms show the acceptance.