

Properties of the X(3872) at Belle

K. Abe,¹⁰ K. Abe,⁴⁶ N. Abe,⁴⁹ I. Adachi,¹⁰ H. Aihara,⁴⁸ M. Akatsu,²⁴ Y. Asano,⁵³
T. Aso,⁵² V. Aulchenko,² T. Aushev,¹⁴ T. Aziz,⁴⁴ S. Bahinipati,⁶ A. M. Bakich,⁴³
Y. Ban,³⁶ M. Barbero,⁹ A. Bay,²⁰ I. Bedny,² U. Bitenc,¹⁵ I. Bizjak,¹⁵ S. Blyth,²⁹
A. Bondar,² A. Bozek,³⁰ M. Bračko,^{22,15} J. Brodzicka,³⁰ T. E. Browder,⁹ M.-C. Chang,²⁹
P. Chang,²⁹ Y. Chao,²⁹ A. Chen,²⁶ K.-F. Chen,²⁹ W. T. Chen,²⁶ B. G. Cheon,⁴
R. Chistov,¹⁴ S.-K. Choi,⁸ Y. Choi,⁴² Y. K. Choi,⁴² A. Chuvikov,³⁷ S. Cole,⁴³
M. Danilov,¹⁴ M. Dash,⁵⁵ L. Y. Dong,¹² R. Dowd,²³ J. Dragic,²³ A. Drutskoy,⁶
S. Eidelman,² Y. Enari,²⁴ D. Epifanov,² C. W. Everton,²³ F. Fang,⁹ S. Fratina,¹⁵
H. Fujii,¹⁰ N. Gabyshev,² A. Garmash,³⁷ T. Gershon,¹⁰ A. Go,²⁶ G. Gokhroo,⁴⁴
B. Golob,^{21,15} M. Grosse Perdekamp,³⁸ H. Guler,⁹ J. Haba,¹⁰ F. Handa,⁴⁷ K. Hara,¹⁰
T. Hara,³⁴ N. C. Hastings,¹⁰ K. Hasuko,³⁸ K. Hayasaka,²⁴ H. Hayashii,²⁵ M. Hazumi,¹⁰
E. M. Heenan,²³ I. Higuchi,⁴⁷ T. Higuchi,¹⁰ L. Hinz,²⁰ T. Hojo,³⁴ T. Hokuue,²⁴
Y. Hoshi,⁴⁶ K. Hoshina,⁵¹ S. Hou,²⁶ W.-S. Hou,²⁹ Y. B. Hsiung,²⁹ H.-C. Huang,²⁹
T. Igaki,²⁴ Y. Igarashi,¹⁰ T. Iijima,²⁴ A. Imoto,²⁵ K. Inami,²⁴ A. Ishikawa,¹⁰ H. Ishino,⁴⁹
K. Itoh,⁴⁸ R. Itoh,¹⁰ M. Iwamoto,³ M. Iwasaki,⁴⁸ Y. Iwasaki,¹⁰ R. Kagan,¹⁴ H. Kakuno,⁴⁸
J. H. Kang,⁵⁶ J. S. Kang,¹⁷ P. Kapusta,³⁰ S. U. Kataoka,²⁵ N. Katayama,¹⁰ H. Kawai,³
H. Kawai,⁴⁸ Y. Kawakami,²⁴ N. Kawamura,¹ T. Kawasaki,³² N. Kent,⁹ H. R. Khan,⁴⁹
A. Kibayashi,⁴⁹ H. Kichimi,¹⁰ H. J. Kim,¹⁹ H. O. Kim,⁴² Hyunwoo Kim,¹⁷ J. H. Kim,⁴²
S. K. Kim,⁴¹ T. H. Kim,⁵⁶ K. Kinoshita,⁶ P. Koppenburg,¹⁰ S. Korpar,^{22,15} P. Krizan,^{21,15}
P. Krokovny,² R. Kulasiri,⁶ C. C. Kuo,²⁶ H. Kurashiro,⁴⁹ E. Kurihara,³ A. Kusaka,⁴⁸
A. Kuzmin,² Y.-J. Kwon,⁵⁶ J. S. Lange,⁷ G. Leder,¹³ S. E. Lee,⁴¹ S. H. Lee,⁴¹
Y.-J. Lee,²⁹ T. Lesiak,³⁰ J. Li,⁴⁰ A. Limosani,²³ S.-W. Lin,²⁹ D. Liventsev,¹⁴
J. MacNaughton,¹³ G. Majumder,⁴⁴ F. Mandl,¹³ D. Marlow,³⁷ T. Matsuiishi,²⁴
H. Matsumoto,³² S. Matsumoto,⁵ T. Matsumoto,⁵⁰ A. Matyja,³⁰ Y. Mikami,⁴⁷
W. Mitaroff,¹³ K. Miyabayashi,²⁵ Y. Miyabayashi,²⁴ H. Miyake,³⁴ H. Miyata,³² R. Mizuk,¹⁴
D. Mohapatra,⁵⁵ G. R. Moloney,²³ G. F. Moorhead,²³ T. Mori,⁴⁹ A. Murakami,³⁹
T. Nagamine,⁴⁷ Y. Nagasaka,¹¹ T. Nakadaira,⁴⁸ I. Nakamura,¹⁰ E. Nakano,³³ M. Nakao,¹⁰
H. Nakazawa,¹⁰ Z. Natkaniec,³⁰ K. Neichi,⁴⁶ S. Nishida,¹⁰ O. Nitoh,⁵¹ S. Noguchi,²⁵
T. Nozaki,¹⁰ A. Ogawa,³⁸ S. Ogawa,⁴⁵ T. Ohshima,²⁴ T. Okabe,²⁴ S. Okuno,¹⁶
S. L. Olsen,⁹ Y. Onuki,³² W. Ostrowicz,³⁰ H. Ozaki,¹⁰ P. Pakhlov,¹⁴ H. Palka,³⁰
C. W. Park,⁴² H. Park,¹⁹ K. S. Park,⁴² N. Parslow,⁴³ L. S. Peak,⁴³ M. Pernicka,¹³
J.-P. Perroud,²⁰ M. Peters,⁹ L. E. Piilonen,⁵⁵ A. Poluektov,² F. J. Ronga,¹⁰ N. Root,²
M. Rozanska,³⁰ H. Sagawa,¹⁰ M. Saigo,⁴⁷ S. Saitoh,¹⁰ Y. Sakai,¹⁰ H. Sakamoto,¹⁸
T. R. Sarangi,¹⁰ M. Satapathy,⁵⁴ N. Sato,²⁴ O. Schneider,²⁰ J. Schümann,²⁹ C. Schwanda,¹³
A. J. Schwartz,⁶ T. Seki,⁵⁰ S. Semenov,¹⁴ K. Senyo,²⁴ Y. Settai,⁵ R. Seuster,⁹
M. E. Sevier,²³ T. Shibata,³² H. Shibuya,⁴⁵ B. Shwartz,² V. Sidorov,² V. Siegle,³⁸
J. B. Singh,³⁵ A. Somov,⁶ N. Soni,³⁵ R. Stamen,¹⁰ S. Stanič,^{53,*} M. Starič,¹⁵ A. Sugi,²⁴
A. Sugiyama,³⁹ K. Sumisawa,³⁴ T. Sumiyoshi,⁵⁰ S. Suzuki,³⁹ S. Y. Suzuki,¹⁰ O. Tajima,¹⁰
F. Takasaki,¹⁰ K. Tamai,¹⁰ N. Tamura,³² K. Tanabe,⁴⁸ M. Tanaka,¹⁰ G. N. Taylor,²³
Y. Teramoto,³³ X. C. Tian,³⁶ S. Tokuda,²⁴ S. N. Tovey,²³ K. Trabelsi,⁹ T. Tsuboyama,¹⁰

T. Tsukamoto,¹⁰ K. Uchida,⁹ S. Uehara,¹⁰ T. Uglov,¹⁴ K. Ueno,²⁹ Y. Unno,³ S. Uno,¹⁰
Y. Ushiroda,¹⁰ G. Varner,⁹ K. E. Varvell,⁴³ S. Villa,²⁰ C. C. Wang,²⁹ C. H. Wang,²⁸
J. G. Wang,⁵⁵ M.-Z. Wang,²⁹ M. Watanabe,³² Y. Watanabe,⁴⁹ L. Widhalm,¹³
Q. L. Xie,¹² B. D. Yabsley,⁵⁵ A. Yamaguchi,⁴⁷ H. Yamamoto,⁴⁷ S. Yamamoto,⁵⁰
T. Yamanaka,³⁴ Y. Yamashita,³¹ M. Yamauchi,¹⁰ Heyoung Yang,⁴¹ P. Yeh,²⁹ J. Ying,³⁶
K. Yoshida,²⁴ Y. Yuan,¹² Y. Yusa,⁴⁷ H. Yuta,¹ S. L. Zang,¹² C. C. Zhang,¹² J. Zhang,¹⁰
L. M. Zhang,⁴⁰ Z. P. Zhang,⁴⁰ V. Zhilich,² T. Ziegler,³⁷ D. Žontar,^{21, 15} and D. Zürcher²⁰

(The Belle Collaboration)

(Belle Collaboration)

¹*Aomori University, Aomori*

²*Budker Institute of Nuclear Physics, Novosibirsk*

³*Chiba University, Chiba*

⁴*Chonnam National University, Kwangju*

⁵*Chuo University, Tokyo*

⁶*University of Cincinnati, Cincinnati, Ohio 45221*

⁷*University of Frankfurt, Frankfurt*

⁸*Gyeongsang National University, Chinju*

⁹*University of Hawaii, Honolulu, Hawaii 96822*

¹⁰*High Energy Accelerator Research Organization (KEK), Tsukuba*

¹¹*Hiroshima Institute of Technology, Hiroshima*

¹²*Institute of High Energy Physics,*

Chinese Academy of Sciences, Beijing

¹³*Institute of High Energy Physics, Vienna*

¹⁴*Institute for Theoretical and Experimental Physics, Moscow*

¹⁵*J. Stefan Institute, Ljubljana*

¹⁶*Kanagawa University, Yokohama*

¹⁷*Korea University, Seoul*

¹⁸*Kyoto University, Kyoto*

¹⁹*Kyungpook National University, Taegu*

²⁰*Swiss Federal Institute of Technology of Lausanne, EPFL, Lausanne*

²¹*University of Ljubljana, Ljubljana*

²²*University of Maribor, Maribor*

²³*University of Melbourne, Victoria*

²⁴*Nagoya University, Nagoya*

²⁵*Nara Women's University, Nara*

²⁶*National Central University, Chung-li*

²⁷*National Kaohsiung Normal University, Kaohsiung*

²⁸*National United University, Miao Li*

²⁹*Department of Physics, National Taiwan University, Taipei*

³⁰*H. Niewodniczanski Institute of Nuclear Physics, Krakow*

³¹*Nihon Dental College, Niigata*

³²*Niigata University, Niigata*

³³*Osaka City University, Osaka*

³⁴*Osaka University, Osaka*

³⁵*Panjab University, Chandigarh*

- ³⁶*Peking University, Beijing*
³⁷*Princeton University, Princeton, New Jersey 08545*
³⁸*RIKEN BNL Research Center, Upton, New York 11973*
³⁹*Saga University, Saga*
⁴⁰*University of Science and Technology of China, Hefei*
⁴¹*Seoul National University, Seoul*
⁴²*Sungkyunkwan University, Suwon*
⁴³*University of Sydney, Sydney NSW*
⁴⁴*Tata Institute of Fundamental Research, Bombay*
⁴⁵*Toho University, Funabashi*
⁴⁶*Tohoku Gakuin University, Tagajo*
⁴⁷*Tohoku University, Sendai*
⁴⁸*Department of Physics, University of Tokyo, Tokyo*
⁴⁹*Tokyo Institute of Technology, Tokyo*
⁵⁰*Tokyo Metropolitan University, Tokyo*
⁵¹*Tokyo University of Agriculture and Technology, Tokyo*
⁵²*Toyama National College of Maritime Technology, Toyama*
⁵³*University of Tsukuba, Tsukuba*
⁵⁴*Utkal University, Bhubaneswer*
⁵⁵*Virginia Polytechnic Institute and State University, Blacksburg, Virginia 24061*
⁵⁶*Yonsei University, Seoul*

Abstract

We report recent results on the properties of the $X(3872)$ produced via the $B^+ \rightarrow K^+ X(3872)$ decay process. We observe decays $X \rightarrow \pi^+ \pi^- \pi^0 J/\psi$ where the 3π invariant masses cluster near the upper kinematic boundary suggesting that they originate from sub-threshold decays to virtual $\omega(782)$ mesons. This is consistent with expectations for a $D\bar{D}^*$ bound state interpretation for the $X(3872)$. In addition, we constrain the possible charmonium-state assignments for this particles. Results are obtained from a 253fb^{-1} data sample that contains 274 million $B\bar{B}$ pairs that was collected near the $\Upsilon(4S)$ resonance with the Belle detector at the KEKB asymmetric energy e^+e^- collider.

PACS numbers:

INTRODUCTION

A first step in understanding the $X(3872)$ particle that was recently discovered by Belle [1] is to determine its J^{PC} quantum numbers. Here, we survey possible assignments and properties of the most likely candidates and contrast these with recent experimental measurements.

Although the $X(3872)$ is above the $D\bar{D}$ mass threshold, its width is narrow, $\Gamma < 2.3$ MeV [1], and decays to $D\bar{D}$ are not seen [2]. This suggests that $D\bar{D}$ decays are forbidden. We restrict our considerations to 0^{++} and 1^{--} $\pi^+\pi^-$ systems [3] and scenarios where the relative orbital angular momentum of the $\pi^+\pi^-$ and J/ψ is $L \leq 3$. We concentrate on possible charmonium assignments, and only those where decays to $D\bar{D}$ are forbidden or expected to be strongly suppressed. For the case of a 0^{++} dipion, there are three charmonium possibilities: the $h_c(2^1P_1)$ and two triplet D-wave states, the $\psi_2(3D_2)$ and $\psi_3(3D_3)$. For the 1^{--} dipion case, there are also three possibilities: the η_c'' , the χ_{c1} and the $\eta_{c2}(1D_2)$. For these assignments, the $\pi^+\pi^-J/\psi$ decay would violate isospin and should be strongly suppressed.

The Belle experiment observes B mesons produced by the KEKB asymmetric energy e^+e^- collider [4]. KEKB operates at the $\Upsilon(4S)$ resonance ($\sqrt{s} = 10.58$ GeV) with a peak luminosity of $1.39 \times 10^{34} \text{ cm}^{-2}\text{s}^{-1}$. At the $\Upsilon(4S)$, $B\bar{B}$ meson pairs are produced with no accompanying particles. As a result, the B mesons have a total center-of-mass system (cms) energy that is equal to E_{beam} , the cms beam energy. We identify B mesons using the beam-constrained mass $M_{bc} = \sqrt{E_{beam}^2 - p_B^2}$ and the energy difference $\Delta E = E_{beam} - E_B$, where p_B is the vector sum of the cms momenta of the B meson decay products and E_B is their cms energy sum. The experimental resolution of M_{bc} is approximately 3 MeV; that for ΔE is typically 11 MeV for all-charged-particle final states. For final states with γ 's or π^0 's, the ΔE resolution becomes broader and somewhat skewed to negative values due to energy leakage out of the back of electromagnetic calorimeter. The Belle detector is described in ref. [5].

SEARCH FOR $X(3872) \rightarrow \gamma\chi_{c2}$ (χ_{c1})

The Wigner-Eckart theorem says that the widths for $\psi_2 \rightarrow \pi^+\pi^-J/\psi$ and $\psi_3 \rightarrow \pi^+\pi^-J/\psi$ should both equal $\Gamma(\psi(3770) \rightarrow \pi^+\pi^-J/\psi)$. This has been recently measured by BESII [6] and CLEO-c [7] to be $80 \pm 32 \pm 21$ keV and ≤ 55 keV (90% CL), respectively. The results are in some contradiction with each other. For the following discussion we conservatively assume an upper limit derived from the larger BES number of $\Gamma(\psi(3770) \rightarrow \pi^+\pi^-J/\psi) < 130$ keV.

Calculations of the $\gamma\chi_{c1}$ width for an $M = 3872$ MeV ψ_2 range from 207 keV [8] to 360 keV [9]. The 90% CL upper limit of

$$\frac{\Gamma(X \rightarrow \gamma\chi_{c1})}{\Gamma(X \rightarrow \pi^+\pi^-J/\psi)} < 0.89 \quad (1)$$

that was reported in ref. [1] contradicts these expectations for the ψ_2 .

Barnes and Godfrey [9] observe that although $\psi_3 \rightarrow D\bar{D}$ is allowed for a 3872 MeV ψ_3 , this mode is suppressed by an $L = 3$ centrifugal barrier and the total ψ_3 width may be less than the $\Gamma < 2.3$ MeV experimental upper limit. These authors, and also Eichten, Lane and Quigg [8], propose the ψ_3 as a charmonium candidate for the $X(3872)$.

For an $M = 3872$ MeV ψ_3 , the calculated $\gamma\chi_{c2}$ widths range from 299 keV [8] to 370 keV [9]. Thus, the partial width for $\psi_3 \rightarrow \gamma\chi_{c2}$ is expected to be more than twice

that for $\psi_3 \rightarrow \pi^+\pi^- J/\psi$. We performed a search for $X \rightarrow \gamma\chi_{c2}$ that followed closely the procedure used for the $\gamma\chi_{c1}$ limit reported in ref. [1]. We used a 140 fb^{-1} data sample, which contains 152 million $B\bar{B}$ pairs. We require one of the $\gamma J/\psi$ combinations to satisfy $444 \text{ MeV} < (M_{\gamma\ell^+\ell^-} - M_{\ell^+\ell^-}) < 469 \text{ MeV}$. The M_{bc} and ΔE signal regions are $|M_{bc} - 5.28| < 0.009 \text{ GeV}$ and $-0.04 < \Delta E < 0.03 \text{ GeV}$.

We use the $B \rightarrow K\psi'; \psi' \rightarrow \gamma\chi_{c2}$ decay chain as a normalization reaction. The signal-band projections of M_{bc} and $M_{\gamma\chi_{c2}}$ for the ψ' region are shown in Figs. 1 (left) and (right), respectively, together with curves that show the results of the fit. The fitted signal yield is 18.3 ± 5.2 events, where, based on known branching fractions, we expect 12 ± 3 events.

Figure 2 show the same projections for events in the $X(3872)$ mass region, where there is no apparent signal. An unbinned fit produces a signal yield of $2.9 \pm 3.0 \pm 1.5$ events, where the first error is statistical and the second systematic. The latter is estimated by the changes that occur when the input parameters to the fit are varied over their allowed range of values.

The ratio of the $X \rightarrow \gamma\chi_{c2}$ and the $X \rightarrow \pi^+\pi^- J/\psi$ partial widths and its 90% CL upper limit are

$$\frac{\Gamma(X \rightarrow \gamma\chi_{c2})}{\Gamma(X \rightarrow \pi^+\pi^- J/\psi)} = 0.42 \pm 0.45 \pm 0.23 < 1.1(90\%CL), \quad (2)$$

where the second quoted error is the quadratic sum of the systematic uncertainties in acceptance, the branching fractions and variations in the $\gamma\chi_{c2}$ event yield for different fitting methods.

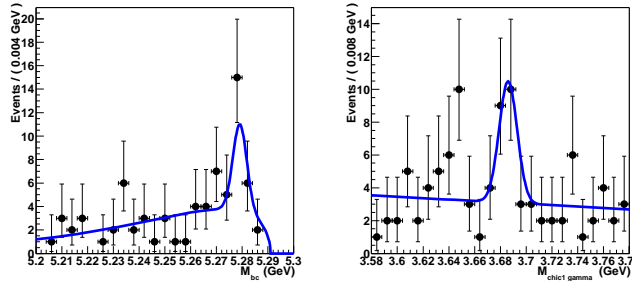


FIG. 1: Signal-band projections of M_{bc} (left) and $M_{\gamma\chi_{c2}}$ (right) for events in the ψ' region with the results of the unbinned fit superimposed.

SEARCH FOR $X \rightarrow \gamma J/\psi$

The χ'_{c1} is expected to be near 3968 MeV, well above the $D\bar{D}^*$ threshold, and its width is expected to be hundreds of MeV[8]. If potential models are wrong and the χ'_{c1} is below the $D\bar{D}^*$ threshold at 3872 MeV, it could conceivably be narrow and $\pi^+\pi^- J/\psi$ decays might be significant, even though these would violate isospin. In this case, the $\gamma\psi'$ and $\gamma J/\psi$ transitions would be important and almost certainly have larger partial widths than that for the $\pi^+\pi^- J/\psi$ mode. We searched for the $X \rightarrow \gamma J/\psi$ decay mode.

We select $B^+ \rightarrow K^+ \gamma J/\psi$ event candidates using the criteria given in ref. [1]. The $B^+ \rightarrow K^+ \gamma J/\psi$ channel is dominated by $B^+ \rightarrow K^+ \chi_{c1}; \chi_{c1} \rightarrow \gamma J/\psi$ decays and we use this

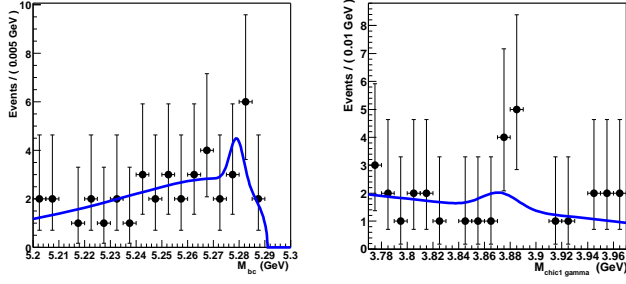


FIG. 2: Signal-band projections of M_{bc} (left) and $M_{\gamma\chi_{c2}}$ (right) for events in the $X(3872)$ region with the results of the unbinned fit superimposed.

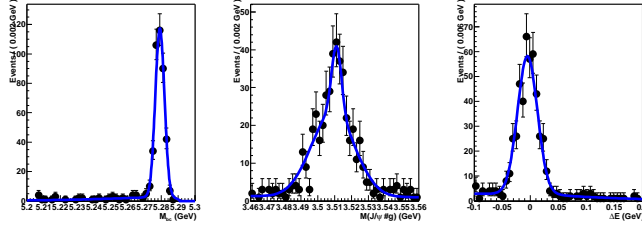


FIG. 3: Signal-band projections of M_{bc} (left), $M_{\gamma J/\psi}$ (center) and ΔE (right) for events in the χ_{c1} region with the results of the unbinned fit superimposed.

as a calibration reaction. We define a χ_{c1} window for $\gamma J/\psi$ masses within 20 MeV of the nominal χ_{c1} mass. Figure 3 shows the signal-band projections for M_{bc} (left), $M_{\gamma J/\psi}$ (center) and ΔE (right) for events in the χ_{c1} region with the results of a three-dimensional unbinned fit superimposed. The fitted number of events is 470 ± 24 .

We define an $X \rightarrow \gamma J/\psi$ signal region to be $|M(\gamma J/\psi) - 3872 \text{ MeV}| < 26 \text{ MeV}$. Figure 4 shows the same projections for events in the $X(3872)$ signal region. Here there is no strong evidence for a signal: the fit gives a 2.2σ signal yield of 7.7 ± 3.6 events. The resulting limit is

$$\frac{\Gamma(X \rightarrow \gamma J/\psi)}{\Gamma(X \rightarrow \pi^+ \pi^- J/\psi)} = 0.22 \pm 0.12 \pm 0.06 < 0.40(90\%CL), \quad (3)$$

where the second quoted error is systematic and includes uncertainties in acceptance, the branching fractions and variations in the $\gamma J/\psi$ event yield for different fitting methods.

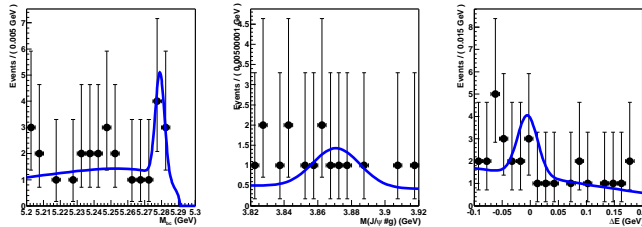


FIG. 4: Signal-band projections of M_{bc} (left), $M_{\gamma J/\psi}$ (center) and ΔE (right) for events in the $X(3872)$ signal region with the results of the unbinned fit superimposed.

HELICITY ANGLE DISTRIBUTION FOR $1^{+-}h'_c$

The h'_c hypothesis makes reasonably specific predictions for the $X \rightarrow \pi^+\pi^-J/\psi$ decay angular distributions [10]. We define $\theta_{J/\psi}$ as the angle between the J/ψ and the negative of the K^+ momentum vectors in the $X(3872)$ rest frame in the decay $B \rightarrow XK; X \rightarrow \pi^+\pi^-J/\psi$. The $|\cos\theta_{J/\psi}|$ distribution for $X(3872)$ events with $m_{\pi^+\pi^-} > 0.65$ GeV is shown as data points in Fig. 5. The smooth dotted curve is a polynomial represents sideband-determined backgrounds.

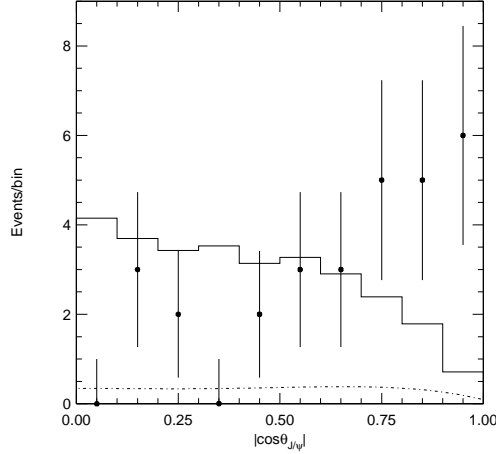


FIG. 5: The measured $|\cos\theta_{J/\psi}|$ distribution. The superimposed histogram is the normalized MC distribution for the 1^{+-} hypothesis. Here $\chi^2/dof = 75/9$.

Figure 5 shows a comparison of the measured $|\cos\theta_{J/\psi}|$ distribution with a MC sample generated with a $J^{PC} = 1^{+-}$ hypothesis. Here the expected $|\cos\theta_{J/\psi}|$ distribution has a $\sin^2\theta_{J/\psi}$ dependence that goes to zero at $\cos\theta_{J/\psi} = 1$, where the data tend to peak. This makes the overall χ^2 quite poor, χ^2/dof is 75/9, and enables us to rule out the $1^{+-}(h'_c)$ hypothesis for the $X(3872)$ with high confidence.

SEARCH FOR $X(3872) \rightarrow \pi^0\pi^0J/\psi$

The ratio $\mathcal{R}_0 = \Gamma(X \rightarrow \pi^0\pi^0J/\psi)/\Gamma(X \rightarrow \pi^+\pi^-J/\psi)$ measures the isospin of the dipion system [11]. If isospin is conserved, $I = 0$ corresponds to $\mathcal{R}_0 = 1/2$; for $I = 1$, $\mathcal{R}_0 = 0$. For the ψ' , where the dipion system is known to have $I = 0$, this ratio is 0.60 ± 0.05 [12]. We searched for $X \rightarrow \pi^0\pi^0J/\psi$ decays using a 253 fb^{-1} data sample that contains 274 million $B\bar{B}$ pairs. We use $B \rightarrow K\psi'$; $\psi' \rightarrow \pi^0\pi^0J/\psi$ as a calibration reaction.

We select $B \rightarrow K\pi^0\pi^0J/\psi$ events using the J/ψ and charged kaon criteria given in ref. [1]. For neutral B s we use the standard Belle $K_S \rightarrow \pi^+\pi^-$ criteria and require the $\pi^+\pi^-$ invariant mass to be within ± 15 MeV ($\simeq 3\sigma$) of M_{K^0} . We identify π^0 s as $\gamma\gamma$ pairs that fit the $\pi^0 \rightarrow \gamma\gamma$ hypothesis with $\chi^2 < 6$. We further require the energy asymmetry $|(E_{\gamma_1} - E_{\gamma_2})/(E_{\gamma_1} + E_{\gamma_2})| < 0.9$ and the π^0 cms momentum to be greater than 150 MeV. For cases where there are more than two π^0 candidates in the $|\Delta E| < 0.2$ GeV and $M_{bc} > 5.2$ GeV selection region, we take the combination with the minimum value of $(M_{\gamma\gamma} - M_{\pi^0})^2/\sigma_{\pi^0}^2 + |\Delta E|^2/\sigma_{\Delta E}^2$.

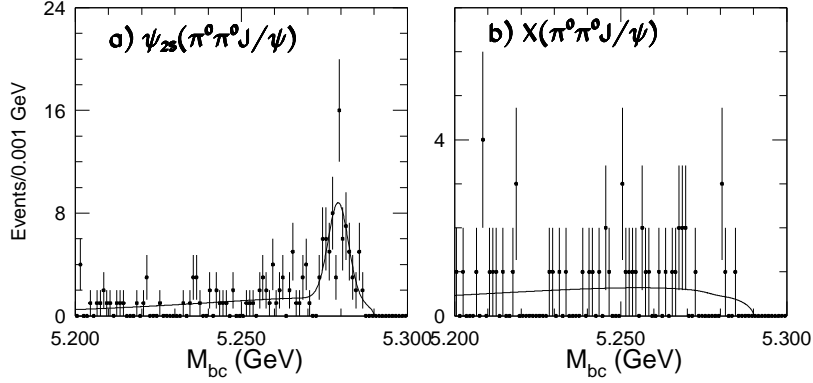


FIG. 6: **(a)** The M_{bc} distribution for candidate $B \rightarrow K\psi'$; $\psi' \rightarrow \pi^0\pi^0 J/\psi$ decays. The curve is the result of the fit described in the text. **(b)** The M_{bc} distribution for $B \rightarrow KX$; $X \rightarrow \pi^0\pi^0 J/\psi$ decays.

Figure 6(a) shows the M_{bc} distribution for events in the $-0.06 \text{ GeV} < \Delta E < 0.03 \text{ GeV}$ signal region with $M_{\pi^0\pi^0 J/\psi}$ within $\pm 15 \text{ MeV}$ of $M_{\psi'}$. Here we have also required $M_{\pi^0\pi^0} > 390 \text{ MeV}$. We fit this distribution with a Gaussian function to represent the signal and a smoothed threshold function to represent the background. The signal yield from the fit is 55 ± 10 events.

Figure 6(b) shows the corresponding M_{bc} distribution for events with $M_{\pi^0\pi^0 J/\psi}$ within $\pm 15 \text{ MeV}$ of 3872 MeV . We have applied an additional requirement $M_{\pi^0\pi^0} > 570 \text{ MeV}$. This dipion mass restriction has $\simeq 100\%$ acceptance for $X \rightarrow \pi^+\pi^- J/\psi$ decays and we assume a similar efficiency for $\pi^0\pi^0 J/\psi$. Here there is no evident signal; a fit gives a signal yield of 0.2 ± 2.6 events.

We compare these signal yields to corresponding results for ψ' and $X(3872)$ decays to $\pi^+\pi^- J/\psi$ and determine the 90% CL upper limit:

$$\frac{\Gamma(X \rightarrow \pi^0\pi^0 J/\psi)}{\Gamma(X \rightarrow \pi^+\pi^- J/\psi)} < 1.3 \frac{\Gamma(\psi' \rightarrow \pi^0\pi^0 J/\psi)}{\Gamma(\psi' \rightarrow \pi^+\pi^- J/\psi)}. \quad (4)$$

By quoting our result this way, many systematic effects, including the influence of the dipion mass requirements, cancel out. Unfortunately, with the present data sample, the limit is not stringent enough to distinguish between the $I = 0$ and $I = 1$ hypotheses.

OBSERVATION OF $X(3872) \rightarrow \omega J/\psi$

In the context of an analysis of the possibility that the $X(3872)$ might be a weakly bound $J^{PC} = 1^{++} D^0 \bar{D}^{0*}$ molecular state, Swanson [13] developed a specific model for the $X(3872)$ as a $D^0 \bar{D}^{0*}$ hadronic resonance with an important admixture of $\omega J/\psi$. He finds that although the X is 7.5 MeV below the $M_{J/\psi} + M_\omega$ mass threshold, decays that proceed via virtual ω mesons are important; the signature being $B \rightarrow KX$; $X \rightarrow \pi^+\pi^-\pi^0 J/\psi$, where all the events have $\pi^+\pi^-\pi^0$ invariant mass values near the kinematic upper limit. He predicts that these decays should occur at about half the rate for $X \rightarrow \pi^+\pi^- J/\psi$. We searched for $B \rightarrow KX$; $X \rightarrow \pi^+\pi^-\pi^0 J/\psi$ decays in a 274 million $B\bar{B}$ event sample.

We select events with the same kaon, charged pion and J/ψ requirements as used in ref. [1]. An additional $\pi^0 \rightarrow \gamma\gamma$ candidate that satisfies the same criteria listed above for the $X \rightarrow \pi^0\pi^0 J/\psi$ search is required. The π^0 cms momentum is required to be above 180 MeV. We select events where $M(\pi^+\pi^-\pi^0 J/\psi)$ is within ± 12 MeV (2σ) of 3872 MeV. The M_{bc} and ΔE signal regions are $|M_{bc} - M_B| < 7.5$ MeV and $|\Delta E| < 30$ MeV.

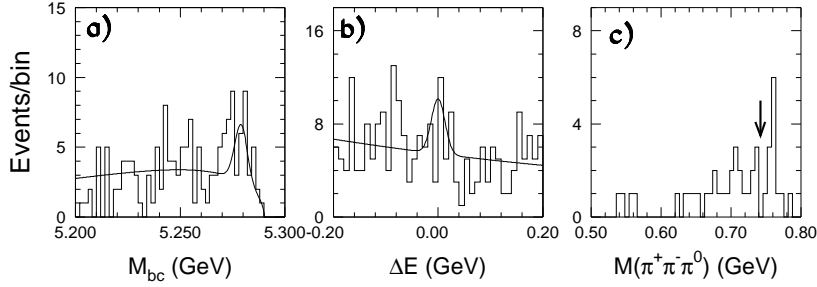


FIG. 7: **(a)** The M_{bc} and **(b)** ΔE distributions for candidate $B \rightarrow K\pi^+\pi^-\pi^0 J/\psi$ decays. The curves are the result of the fit described in the text. **(c)** The $M(\pi^+\pi^-\pi^0)$ distribution for events in the M_{bc} - ΔE signal region.

Figure 7(a) shows the M_{bc} projection for events in the ΔE signal region; Fig. 7(b) shows the corresponding ΔE projection. There is some indication of a B meson signal: a simultaneous fit to the two distributions gives a signal yield of 15.4 ± 6.3 events, with a $S/B = 0.8$. Figure 7(c) shows the $\pi^+\pi^-\pi^0$ invariant mass for events in the M_{bc} - ΔE signal region, where a peak is evident at high masses.

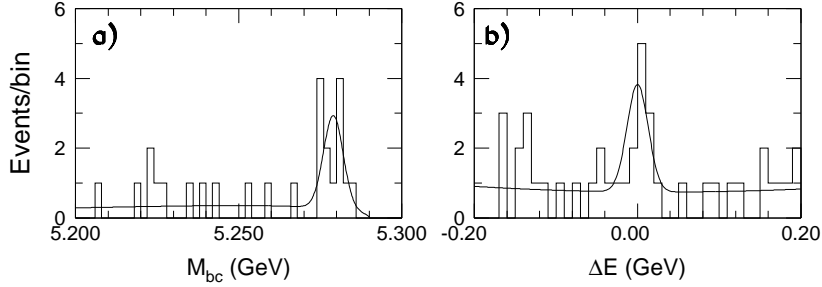


FIG. 8: **(a)** The M_{bc} and **(b)** ΔE distributions for candidate $B \rightarrow K\pi^+\pi^-\pi^0 J/\psi$ decays with $M(\pi^+\pi^-\pi^0) > 0.75$ GeV. The curves are the result of the fit described in the text.

Figures 8(a) and (b) show the M_{bc} and ΔE projections for events with $M(\pi^+\pi^-\pi^0) > 0.75$ GeV (indicated by the arrow in Fig. 7(c)). Here a B meson signal is evident on a small background. The signal yield from a simultaneous fit is 10.0 ± 3.6 events and $S/B = 5$. The statistical significance of the signal, determined from $\sqrt{-2 \ln(\mathcal{L}_0/\mathcal{L}_{\max})}$, where \mathcal{L}_{\max} and \mathcal{L}_0 are the likelihood values for the best-fit and for zero-signal-yield, respectively, is 5.8σ . This is the first observation of an $X(3872)$ decay mode other than $\pi^+\pi^- J/\psi$.

We attribute all of the signal events with $\pi^+\pi^-\pi^0$ invariant mass greater than 0.75 GeV to $B \rightarrow \omega J/\psi$ and compute the ratio of $\omega J/\psi$ and $\pi^+\pi^- J/\psi$ partial widths by comparing

this to the number of $X \rightarrow \pi^+\pi^-J/\psi$ in the sample data sample, corrected by the relative detection efficiencies:

$$\frac{\Gamma(X \rightarrow \omega J/\psi)}{\Gamma(X \rightarrow \pi^+\pi^-J/\psi)} = 0.8 \pm 0.3(\text{stat}) \pm 0.1(\text{syst}), \quad (5)$$

where the systematic error reflects the uncertainty in the relative acceptance.

The properties of the $X \rightarrow \pi^+\pi^-\pi^0 J/\psi$ decays are in good agreement with expectations of ref. [13]. The $\pi^+\pi^-\pi^0$ invariant masses cluster near the upper kinematic limit, and its measured strength is consistent with being “roughly 1/2” that for the $\pi^+\pi^-J/\psi$ mode.

SUMMARY

The observation of $X(3872) \rightarrow \pi^+\pi^-\pi^0 J/\psi$ decays with properties consistent with expectations for $X \rightarrow \omega J/\psi$ provides strong support for the $D\bar{D}^*$ molecular state interpretation for the $X(3872)$. Both the observed 3π mass distribution and the decay strength relative to $\pi^+\pi^-J/\psi$ agree with predictions by Swanson [13].

Moreover, none of the six possible charmonium candidate states comfortably fit the measured properties. The 90% CL branching fraction upper limit for $B(X(3872) \rightarrow \gamma\chi_{c2})$ decay is 1.1 times that for $\pi^+\pi^-J/\psi$. This conflicts with theoretical expectations for the case where the $X(3872)$ is the $3^{--}\psi_3$.

The possibility that the $X(3872)$ is the $1^{++}\chi'_{c1}$ charmonium state is made improbable by the limit $\mathcal{B}(X \rightarrow \gamma J/\psi) < 0.4\mathcal{B}(X \rightarrow \pi^+\pi^-J/\psi)$. The former would be an allowed E1 transition with an expected width of $\Gamma_{\gamma J/\psi} \sim 10$ keV[9]. The latter would be an isospin-violating transition; other isospin violating transitions in the charmonium system have widths that are less than 1 keV.

An analysis of the $\theta_{J/\psi}$ helicity angle distribution eliminates the $1^{+-}(h'_c)$ hypothesis with a high degree of confidence.

The $0^{-+}(\eta_c'')$ mass differs from that of the $\psi(3S)$ by hyperfine splitting and can be reliably expected to be about 50 MeV (or less) below that of the $\psi(3S)$, which is at 4030 MeV. Moreover, even if it were as low as 3872 MeV, the width is expected to be some 10's of MeV, similar to that of the η_c and wider than the 2.3 MeV upper limit for the $X(3872)$. For $2^{-+}(\eta_{c2})$, the $\eta_{c2} \rightarrow \pi^+\pi^-\eta_c$ and γh_c decays are allowed and expected to have widths in the range of 100's of keV[9], and much larger than that for the isospin-violating $\pi^+\pi^-J/\psi$ mode. If the $X(3872)$ were the η_{c2} , the total exclusive branching fraction for the $B^+ \rightarrow K^+\eta_{c2}$ decay, which is non-factorizable and suppressed by an $L = 2$ barrier, would be anomalously large.

Acknowledgments

We thank the KEKB group for the excellent operation of the accelerator, the KEK Cryogenics group for the efficient operation of the solenoid, and the KEK computer group and the National Institute of Informatics for valuable computing and Super-SINET network support. We acknowledge support from the Ministry of Education, Culture, Sports, Science, and Technology of Japan and the Japan Society for the Promotion of Science; the Australian Research Council and the Australian Department of Education, Science and Training; the National Science Foundation of China under contract No. 10175071; the Department of Science and Technology of India; the BK21 program of the Ministry of Education of Korea

and the CHEP SRC program of the Korea Science and Engineering Foundation; the Polish State Committee for Scientific Research under contract No. 2P03B 01324; the Ministry of Science and Technology of the Russian Federation; the Ministry of Education, Science and Sport of the Republic of Slovenia; the National Science Council and the Ministry of Education of Taiwan; and the U.S. Department of Energy.

* on leave from Nova Gorica Polytechnic, Nova Gorica

- [1] S.-K. Choi *et al.*, (Belle Coll.), Phys. Rev. Lett. **91**, 262001 (2003).
- [2] R. Chistov *et al.*, (Belle Coll.), Phys. Rev. Lett. **93**, 051803 (2004).
- [3] F.E. Close and P.R. Page, Phys. Lett. B **578**, 119 (2004).
- [4] S. Kurokawa and E. Kikutani, Nucl. Instr. and. Meth. A499, 1 (2003), and other papers included in this volume.
- [5] A. Abashian *et al.* (Belle Collab.), Nucl. Instr. and Meth. A **479**, 117 (2002) and Y. Ushiroda (Belle SVD2 Group), Nucl. Instr. and Meth.A **511**, 6 (2003).
- [6] J.Z. Bai *et al.* (BESII Coll.), hep-ex/0307028v2.
- [7] T. Skwarnicki, hep-ph/0311243.
- [8] E.J. Eichten, K. Lane and C. Quigg, Phys. Rev. D **69**, 094019 (2004).
- [9] T. Barnes and S. Godfrey, *Phys. Rev. D*, **69**, 054008 (2004).
- [10] S. Pakvasa and M. Suzuki, Phys. Lett. B **579**, 67 (2004).
- [11] M.B. Voloshin, Phys. Lett. B **579**, 316 (2004).
- [12] S. Eidelman *et al.*, Phys. Lett. B 592, 1 (2004).
- [13] E.S. Swanson, Phys. Lett. B **588**, 189 (2004).