

Measurements Related to the CKM Angle β/ϕ_1 from *BABAR*

M. Verderi

Laboratoire Leprince-Ringuet, Ecole polytechnique,
Route de Saclay, 91128 Palaiseau Cédex, France
(for the *BABAR* Collaboration)

Abstract

We present measurements related to the CKM angle β from *BABAR* based on 82 or $\sim 115 \text{ fb}^{-1}$ data samples collected at the PEP-II e^+e^- asymmetric *B* Factory collider. A new method allowing to measure the *sign* of $\cos 2\beta$ with $B^0 \rightarrow J/\psi$ “ K^{*0} ” events is explained and related results reported. Recent *CP* measurements in the penguin dominated modes $B^0 \rightarrow \phi K^0$, $B^0 \rightarrow K^+ K^- K_S^0$, $B^0 \rightarrow \pi^0 K_S^0$ and $B^0 \rightarrow f_0(980) K_S^0$ are presented.

Contributed to the Proceedings of the 39th Rencontres De Moriond On Electroweak Interactions
And Unified Theories,
03/21/2004—03/28/2004, La Thuile, Aosta Valley, Italy

Stanford Linear Accelerator Center, Stanford University, Stanford, CA 94309

Work supported in part by Department of Energy contract DE-AC03-76SF00515.

1 Introduction

The CP violating parameter $\sin 2\beta$ is measured with high precision, but this leaves a four-fold ambiguity on the angle β itself. This can be reduced to a two-fold ambiguity if measuring the sign of $\cos 2\beta$. The measurement of this sign provides a direct test of the Standard Model (SM), since $\cos 2\beta > 0$ is expected in the SM. The $\cos 2\beta$ parameter can be measured with $B^0 \rightarrow J/\psi K^{*0}$; $K^{*0} \rightarrow K_S^0 \pi^0$ events, but, precisely, with a sign ambiguity, coming itself from a two-fold ambiguity in the determination of the strong phases involved in the decay. We present a new method, based on the analysis of the $K\pi$ phase variation with mass, to break this strong phases ambiguity and the first ambiguity-free measurement of $\cos 2\beta$, with $B^0 \rightarrow J/\psi$ “ K^{*0} ” events.

The SM can be further challenged by $\sin 2\beta$ measurements in penguin dominated channels, since new physics (NP) may enter the loop appearing in the diagram of these decays. A large departure from the $\sin 2\beta$ value measured with $B^0 \rightarrow J/\psi K_S^0$ will indicate contribution of NP. We present the recent *BABAR* CP measurements in $B^0 \rightarrow \phi K^0$; $B^0 \rightarrow K^+ K^- K_S^0$ with its companion channel $B^\pm \rightarrow K^\pm K_S^0 K_S^0$, which is a new *BABAR* measurement; $B^0 \rightarrow \pi^0 K_S^0$; and $B^0 \rightarrow f_0(980) K_S^0$, which is a first measurement.

2 Measurement of the $\cos 2\beta$ sign with $B^0 \rightarrow J/\psi$ “ K^{*0} ” events

The CP content of the decay $B^0 \rightarrow J/\psi K^{*0}(892)$; $K^{*0}(892) \rightarrow K_S^0 \pi^0$ is both even and odd. The $\cos 2\beta$ parameter appears through CP -even – CP -odd interferences in the time and angular dependant distribution in the observables [1]:

$$\cos(\delta_{\parallel} - \delta_{\perp}) \cdot \cos 2\beta, \quad \cos(\delta_{\perp} - \delta_0) \cdot \cos 2\beta, \quad (1)$$

where $\delta_0, \delta_{\parallel}$ and δ_{\perp} are the strong phases of the decay amplitudes $A_0 = |A_0|e^{i\delta_0}$, $A_{\parallel} = |A_{\parallel}|e^{i\delta_{\parallel}}$, which are CP -even, and $A_{\perp} = |A_{\perp}|e^{i\delta_{\perp}}$, which is CP -odd. These strong phases are measured on a large sample of neutral and charged $B \rightarrow J/\psi K^*$ decays (tab. 1), but up to the two-fold mathematical ambiguity $(\delta_{\parallel} - \delta_0, \delta_{\perp} - \delta_0) \leftrightarrow (-(\delta_{\parallel} - \delta_0), \pi - (\delta_{\perp} - \delta_0))$. Under this transformation,

Table 1: $B \rightarrow J/\psi K^*$ decay amplitude moduli (left) and strong phases (right) measured by an angular analysis on a sample of $B^0 \rightarrow J/\psi (K^+ \pi^-)^{*0}$, $B^+ \rightarrow J/\psi (K_S^0 \pi^+)^{*+}$, $B^+ \rightarrow J/\psi (K^+ \pi^0)^{*+}$, and related charged conjugate decays. The integrated luminosity is 82fb^{-1} . The yields corresponding to the three above channels are 2376 ± 51 , 670 ± 27 and 791 ± 33 respectively. For the strong phases (right table), the values corresponding to the two ambiguous solutions (see text) are given. Note that we observe a 7.6σ significant strong phase: $\delta_{\parallel} - \delta_{\perp} = 0.597 \pm 0.077 \pm 0.017$.

$ A_0 ^2$	$0.566 \pm 0.012 \pm 0.005$		Solution I	Solution II
$ A_{\parallel} ^2$	$0.204 \pm 0.015 \pm 0.005$	$\delta_{\parallel} - \delta_0$	$2.729 \pm 0.101 \pm 0.052$	$3.554 \pm 0.101 \pm 0.052$
$ A_{\perp} ^2$	$0.230 \pm 0.015 \pm 0.004$	$\delta_{\perp} - \delta_0$	$0.184 \pm 0.070 \pm 0.046$	$2.958 \pm 0.070 \pm 0.046$

$\cos(\delta_{\parallel} - \delta_{\perp})$ and $\cos(\delta_{\perp} - \delta_0)$ (eqn. (1)) change of sign, meaning that the two set of parameters $(\delta_{\parallel} - \delta_0, \delta_{\perp} - \delta_0, \cos 2\beta) \leftrightarrow (-(\delta_{\parallel} - \delta_0), \pi - (\delta_{\perp} - \delta_0), -\cos 2\beta)$ are mathematically equivalent [1]. But this is considering the P -wave $K^{*0}(892)$ only...

A $K\pi$ S -wave is known to lie in the $K^*(892)$ region [2]. The interference with the main $K\pi$ P -wave $K^*(892)$ is the key to break the strong phases ambiguity. Taking into account a

$B \rightarrow J/\psi(K\pi)_{S\text{-wave}}$ amplitude, in addition to the three $B \rightarrow J/\psi(K\pi)_{P\text{-wave}}$ ones ($A_0, A_{\parallel}, A_{\perp}$), introduces the relative strength of the P and S contributions and a new relative phase $\gamma = \delta_S - \delta_0$. There is still an ambiguity:

$$(\delta_{\parallel} - \delta_0, \delta_{\perp} - \delta_0, \gamma) \leftrightarrow (-(\delta_{\parallel} - \delta_0), \pi - (\delta_{\perp} - \delta_0), -\gamma), \quad (2)$$

but the ambiguity on γ can be broken.

According to the Wigner's causality principle [3], the phase of a resonance rotates counterclockwise with increasing mass. In the $K^*(892)$ region, the $(K\pi)_{S\text{-wave}}$ phase moves slowly, while the $(K\pi)_{P\text{-wave}}$ phase moves rapidly. The phase $\gamma = \delta_S - \delta_0$ must then rotate clockwise in the $K^*(892)$ region. Figure 1 shows the P and S wave intensities as a function of the $K\pi$ mass, as well as γ where the open points are for strong phases "Solution I" and the full points for "Solution II". The physical variation of γ is observed for "Solution II". As a cross-check of the phase evolution with mass, the γ phase evolution is compared in figure 1 with the evolution observed in the $Kp \rightarrow K\pi(n)$ high statistics LASS experiment [2]. The agreement is remarkable.

We perform a time and angular dependant analysis of the $B^0 \rightarrow J/\psi(K_S^0\pi^0)^{*0}$ sample (104 events), fixing the angular structure of the decay using above amplitude moduli and strong phases "Solution II" (tab. 1). With $\sin 2\beta$ and $\cos 2\beta$ free in the fit, we obtain [1] $\sin 2\beta = -0.10 \pm 0.57(\text{stat}) \pm 0.14(\text{syst})$ and $\cos 2\beta = +3.32^{+0.76}_{-0.96}(\text{stat}) \pm 0.27(\text{syst})$. Using the world average $\sin 2\beta = 0.731$ value, we obtain

$$\cos 2\beta = +2.72^{+0.50}_{-0.79}(\text{stat}) \pm 0.27(\text{syst}). \quad (3)$$

We thus measure a *positive* $\cos 2\beta$ value, in agreement with the SM expectation. The fit result for $\cos 2\beta$ can be illustrated making the moment of the angular term weighting $\cos 2\beta$ in the time and angular dependant distribution, as shown on figure right bottom plot of figure 1.

Assuming $\sin 2\beta$ and $\cos 2\beta$ measure the same angle 2β , we estimate on Monte Carlo that we exclude the negative $\cos 2\beta$ solution at 89% CL. This is a preliminary estimate.

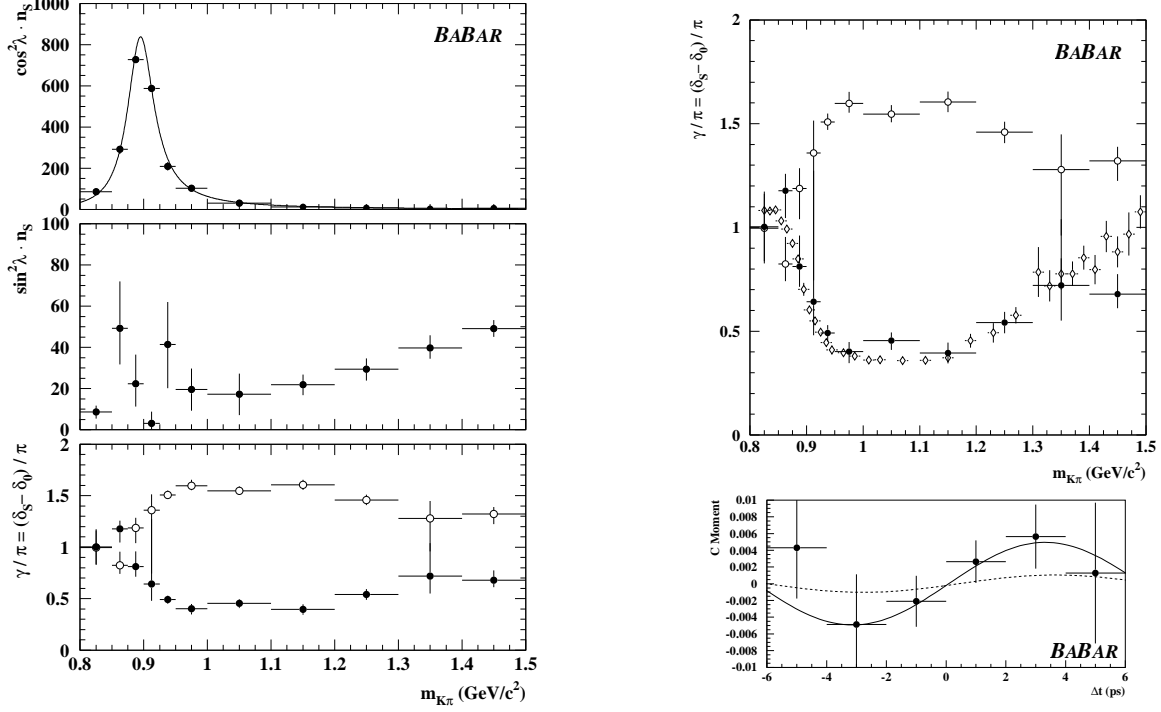


Figure 1: **Left:** Top(Middle): $P(S)$ wave intensity as function of the $K\pi$ mass ($K^\pm\pi^\mp$ channel only). The P wave intensity is fitted with a Breit-Wigner lineshape, including centrifugal effect. Bottom: $\gamma = \delta_S - \delta_0$ as function of the $K\pi$ mass, where the open points are obtained with strong phases “Solution I” (tab. 1) and the full points with “Solution II” (tab. 1). **Right, top:** Comparison of the $\gamma = \delta_S - \delta_0$ phase with the $K\pi$ mass, as in previous plots, with the LASS data, shown as diamond markers. These data correspond to the isospin 1/2 contribution, i.e., the one existing in the $B \rightarrow J/\psi(K\pi)$ decay. A global π offset was added to the LASS data, which obviously does not change the slope. **Right, bottom:** Moment of the angular function weighting the $\cos 2\beta$ contribution in the time and angular dependant distribution. The full line corresponds to $\cos 2\beta = +3.32$, the dashed line to $\cos 2\beta = \sqrt{1 - 0.731^2} = +0.68$.

3 CP measurements with penguin dominated modes

The penguin dominated modes are considered as “windows” to NP. In the SM, contributions beyond the leading penguin may be uneasy to estimate, depending on the channel. The “effective $\sin 2\beta$ ” measured in these channels may then differ from $\sin 2\beta$, but bounds on these differences are known [4]. The decay rate $B^0 \rightarrow f$ to a CP -eigenstate f , with eigenvalue η_f , is described by:

$$\frac{f_{B^0_{tag}}(\Delta t)}{\overline{B}^0_{tag}} = \frac{e^{-|\Delta t|/\tau_{B^0}}}{4\tau_{B^0}} \times [1 \mp (C \cos(\Delta m_{B^0} \Delta t) - S \sin(\Delta m_{B^0} \Delta t))] \quad (4)$$

where Δt is the time difference between the decays of the B meson studied and the other B meson (B_{tag}), which decay products are used in a partial reconstruction to infer its B^0 or \overline{B}^0 flavor. In a simplistic case, $C = 0$ and $S = -\eta_f \sin 2\beta$.

3.1 $B^0 \rightarrow \phi K_S^0$ and $B^0 \rightarrow \phi K_L^0$

The decay $B^0 \rightarrow \phi K^0$ is a $b \rightarrow s\bar{s}s$ quark level decay. In the SM, the expected asymmetry $S_{\phi K_S^0}(S_{\phi K_L^0})$ is very close to $\sim +\sin 2\beta(-\sin 2\beta)$. The BABAR measurement is reported in table 2 and decay rates shown in figure 2. The measurement is in agreement with the SM expectation.

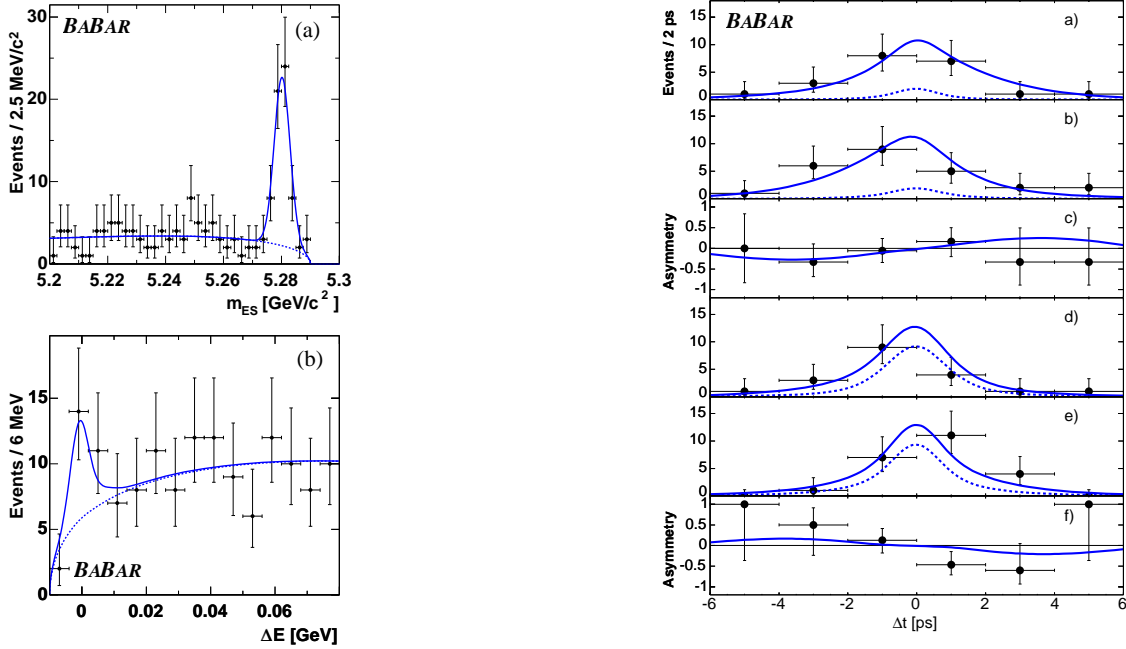


Figure 2: **Left:** Top: Mass distribution of $B^0 \rightarrow \phi K_S^0$ events, with 70 ± 9 candidates found out of a 108fb^{-1} sample. Bottom: Difference of measured and expected energy of $B^0 \rightarrow \phi K_L^0$ candidates: only the K_L^0 direction is known and the B mass constraint is used to estimate the B energy. 52 ± 16 candidates are found. **Right:** Δt distributions and asymmetry for $B^0 \rightarrow \phi K_S^0$ (three top plots) and $B^0 \rightarrow \phi K_L^0$ (three bottom plots).

3.2 $B^0 \rightarrow K^+ K^- K_S^0$ and $B^\pm \rightarrow K^\pm K_S^0 K_S^0$

The CP asymmetry of the quark level decay $b \rightarrow s\bar{s}s$ can also be measured with the inclusive $B^0 \rightarrow K^+ K^- K_S^0$ decay (excluding $\phi \rightarrow K^+ K^-$) and benefits from larger statistics than the $B^0 \rightarrow \phi K_S^0$ mode (see fig. 3). In contrast with $B^0 \rightarrow \phi K_S^0$, the CP content is not known *a priori*. It can be determined from $B \rightarrow KKK$ branching ratios of charged and neutral B mesons [5] as: $f_{\text{even}} = 2\Gamma(B^+ \rightarrow K^+ K_S^0 K_S^0)/\Gamma(B^0 \rightarrow K^+ K^- K_S^0)$. BABAR measures the following branching ratios $Br(B^+ \rightarrow K^+ K_S^0 K_S^0) = (10.7 \pm 1.2 \pm 1.0) \times 10^{-6}$ and $Br(B^0 \rightarrow K^+ K^- K_S^0) = (23.8 \pm 2.0 \pm 1.6) \times 10^{-6}$, and obtains $f_{\text{even}} = 0.98 \pm 0.15 \pm 0.04$, which is compatible with a pure CP even state. In the SM the expected $B^0 \rightarrow K^+ K^- K_S^0$ CP asymmetry is then $S_{K^+ K^- K_S^0} \sim -\sin 2\beta$. The CP asymmetry parameters S and C measured are shown in table 2 and the decay rates are shown in figure 3. The first measurement of the CP -violating charge asymmetry, A_{CP} , in the $B^\pm \rightarrow K^\pm K_S^0 K_S^0$ decay is also made: $A_{CP}(B^\pm \rightarrow K^\pm K_S^0 K_S^0) = -0.042 \pm 0.114(\text{stat}) \pm 0.02(\text{syst})$.

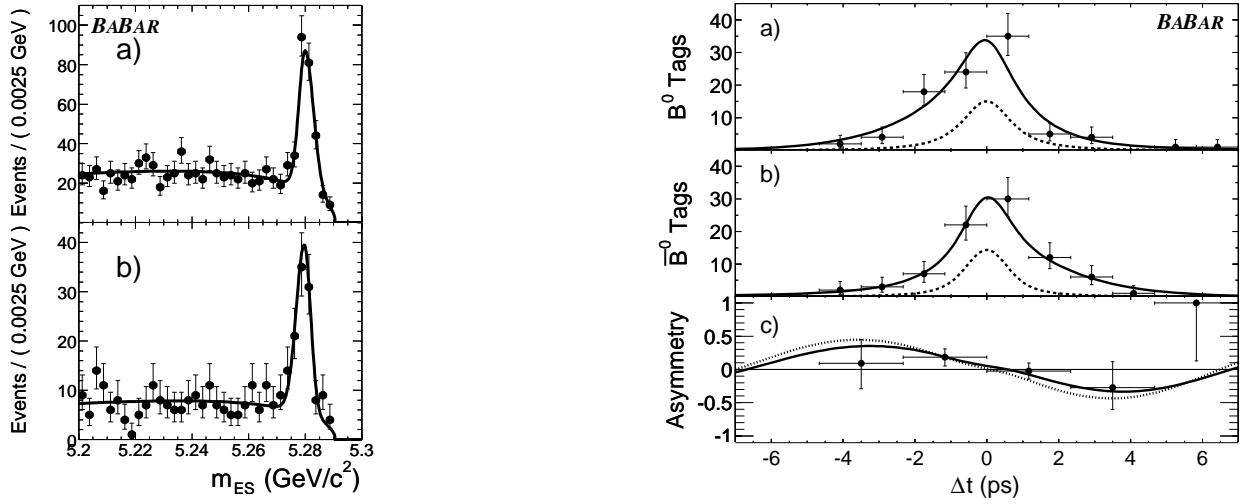


Figure 3: **Left:** Mass distribution of a) $B^0 \rightarrow K^+ K^- K_S^0$ and b) $B^\pm \rightarrow K^\pm K_S^0 K_S^0$ candidates. 201 ± 16 and 122 ± 14 candidates are found respectively out of a 111fb^{-1} sample. **Right:** Δt distributions and asymmetry.

3.3 $B^0 \rightarrow \pi^0 K_S^0$

This is a $b \rightarrow s\bar{d}d$ quark level decay. The SM expectation for $S_{\pi^0 K_S^0}$ is $\sim +\sin 2\beta$. An experimental issue with this decay is the determination of the B^0 vertex: no charged particles emerge from the B^0 vertex. The reconstructed K_S^0 direction, with a beam spot constraint in the plane transverse to the beam direction, is used to estimate the vertex position. This vertex determination technique is checked with $B^0 \rightarrow J/\psi K_S^0$ and $B^+ \rightarrow \pi^+ K_S^0$ decays, ignoring the J/ψ or the π^+ . It is also checked by measuring the B^0 lifetime. The CP asymmetry measurements are shown in table 2 and decay rates plots are shown in figure 4.

3.4 $B^0 \rightarrow f_0(980) K_S^0$, $f_0(980) \rightarrow \pi^+ \pi^-$

The structure of the scalar meson $f_0(980)$ is obscure, but recent studies favor an usual $q\bar{q}$ interpretation [6], with $f_0 = \cos \phi_s s\bar{s} + \sin \phi_s (u\bar{u} + d\bar{d})/\sqrt{2}$ and $\phi_s = (-48 \pm 6)^\circ$. The decay $B^0 \rightarrow$

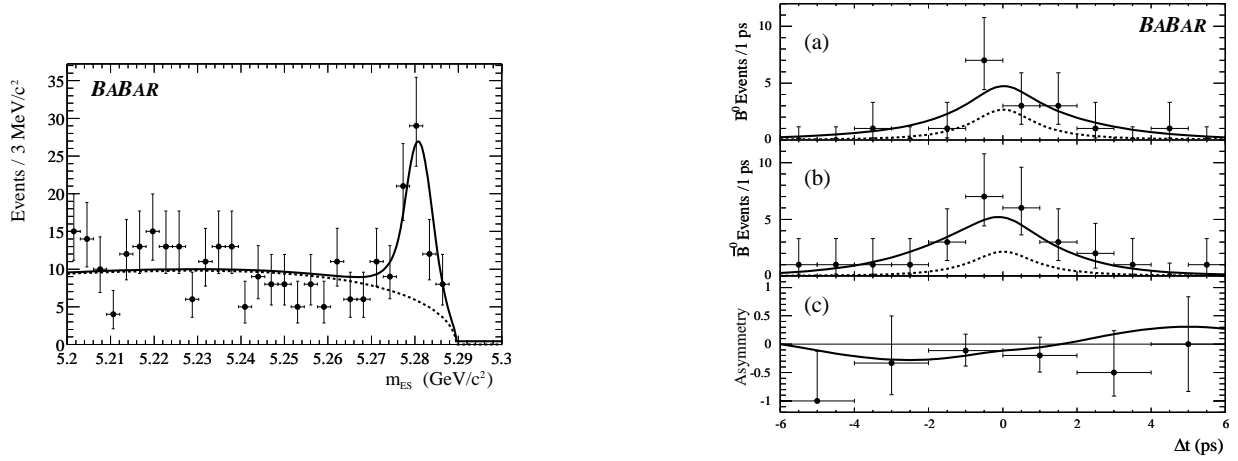


Figure 4: **Left:** Mass distribution of $B^0 \rightarrow \pi^0 K_S^0$ candidates, with 122 ± 16 candidates found out of a 113fb^{-1} sample. **Right:** Δt distributions and asymmetry.

Table 2: S and C CP parameters (eqn. 4) measured for various B decay modes. The (approximate) SM expectation for S is given in the second column. For S and C , the first uncertainty is statistical, the second one systematical. The “ f_{even} ” uncertainty for S of $K^+K^-K_S^0$ comes from the uncertainty on f_{even} itself. Details for each mode are given in the text.

B decay	SM exp.	S	C
ϕK^0	$+\sin 2\beta$	$+0.47 \pm 0.34^{+0.08}_{-0.06}$	$+0.10 \pm 0.33 \pm 0.10$
$K^+K^-K_S^0$	$-\sin 2\beta$	$-0.56 \pm 0.25 \pm 0.04^{+0}_{-0.17}(f_{\text{even}})$	$-0.10 \pm 0.19 \pm 0.09$
$\pi^0 K_S^0$	$+\sin 2\beta$	$+0.48^{+0.38}_{-0.47} \pm 0.11$	$+0.40^{+0.27}_{-0.28} \pm 0.10$
$f_0(980)K_S^0$	$-\sin 2\beta$	$-1.62^{+0.56}_{-0.51} \pm 0.10$	$+0.27 \pm 0.36 \pm 0.12$

$f_0(980)K_S^0$ should then be dominated by the $b \rightarrow s\bar{s}s$ penguin, since the $s\bar{s}$ component is sizeable and the $b \rightarrow u\bar{u}s$ tree is doubly Cabibbo suppressed compared to the leading penguin. The $B^0 \rightarrow f_0(980)K_S^0$ CP asymmetry expected in the SM is then $\sim -\sin 2\beta$.

A quasi two-body analysis is performed, with a cut in the $\pi\pi K$ Dalitz plot made to reduce the contributions from the ρ_0 and the $f_0(1370)$. This is the first observation of the $B^0 \rightarrow f_0(980)K_S^0$ decay (fig. 5). The signal is checked verifying that a fit to the $\pi^+\pi^-$ mass spectrum (fig. 5) with a relativistic Breit-Wigner leads to a mass and a width compatible with the f_0 PDG values. The CP fit result is shown in table 2, with decay rates distributions shown in figure 5.

4 Conclusion

A novel method to resolve the ambiguity of the strong phases in the $B \rightarrow J/\psi K^*$ has been used. It allows to measure the sign of $\cos 2\beta$ with $B^0 \rightarrow J/\psi K^*, K^{*0} \rightarrow K_S^0 \pi^0$ free from the strong phases ambiguity. This sign is found positive, in agreement with SM expectation. Measurements of CP asymmetries in the penguin dominated modes $B^0 \rightarrow \phi K^0$, $B^0 \rightarrow K^+ K^- K_S^0$, $B^0 \rightarrow \pi^0 K_S^0$ and $B^0 \rightarrow f_0(980)K_S^0$ are all found compatible with SM expectations. At the present level of statistics, BABAR’s picture of β is SM-like.

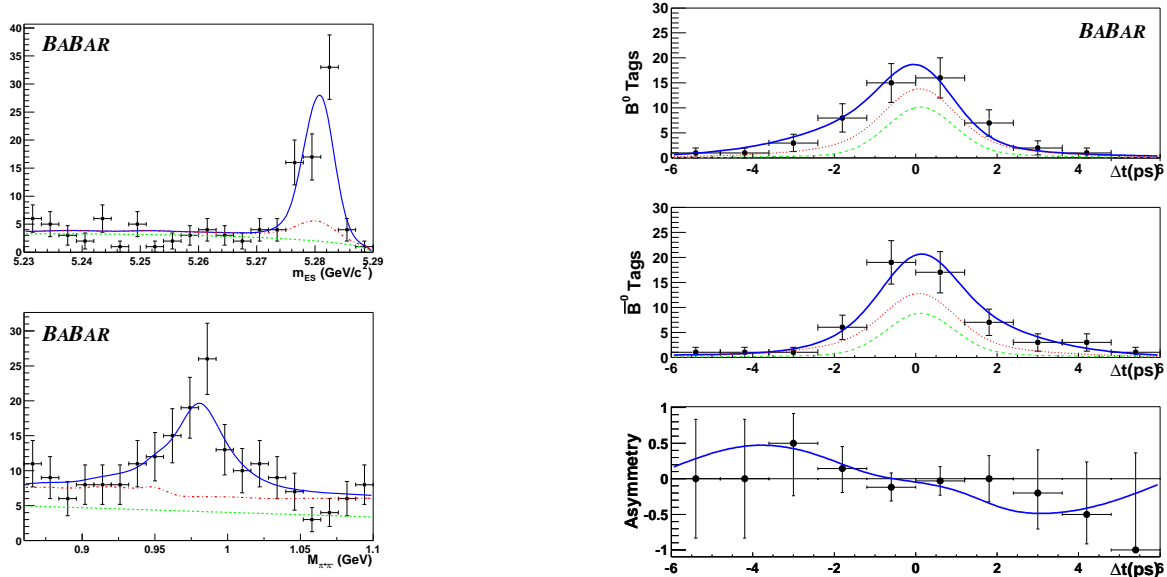


Figure 5: **Left:** Top: Mass distribution of $B^0 \rightarrow f_0(980)K_s^0$ candidates. $94 \pm 14 \pm 6$ out of a 111fb^{-1} sample are found. Bottom: $\pi^+\pi^-$ invariant mass, fitted with a relativistic Breit-Wigner function. **Right:** Δt distributions and asymmetry.

References

- [1] Stéphane T’Jampens, Thesis (in French), Université Paris XI, 18 Dec. 2002.
- [2] D. Aston *et al.*, [LASS, **aka** E-135 Collaboration], Nucl. Phys. B **296**, 493 (1988).
- [3] E. P. Wigner, Phys. Rev. 98, 145-147 (1955)
- [4] D.London and A.Soni, *Phys. Lett.* B**407**,61-65 (1997), Y.Grossman, Z.Ligeti,Y.Nir, H.Quinn, *Phys. Rev.* D**68**,015004 (2003).M.Gronau, Y.Grossman, J.Rosner, *Phys. Lett.* B**579**,331-339 (2004).
- [5] Belle Collaboration, Phys. Rev D **69**, 012001 (2004)
- [6] A. V. Anisovich *et al.*, hep-ph/0011191 (2000)