


Recent results from K2K

Taiki IWASHITA
for the K2K collaboration
KEK(High Energy Accelerator Research Organization),
1-1 Oho, Tsukuba, Ibaraki, Japan



Results from K2K-I and status of K2K-II (run after the SK accident in November 2001) was reported. The results from K2K-I are the ν_μ disappearance, ν_e appearance, and studies of neutrino interaction with water nuclei. For K2K-II, steady increase of POT (number of Protons On Target) and number SK events are shown. Also, a new front detector SciBar was installed from K2K-II.

1 Introduction of K2K

K2K (KEK to Kamioka) experiment is the first long base-line neutrino oscillation experiment using accelerator in the world¹. The motivations of the experiment are:

- to confirm ν_μ disappearance
- to search ν_e appearance
- to study ν interaction at sub GeV region.

The 12 GeV PS provides about 6×10^{12} protons per spill, in every 2.2 seconds. Proton beam is extracted and bent in the direction of the far detector Super-Kamiokande, and is injected on the target-horn system. K2K has two magnetic horns to focus the produced π^+ . The focused charged pions decay into ν_μ in the 200m of decay section.

In the 300m downstream of the target, we have the near detector complex system to measure neutrino flux and energy spectrum right after their generation. The near detector system consists of a 1kton water Cherenkov detector (1KT), a scintillating fiber detector (SciFi)², a lead glass calorimeter (LG), a muon range detector (MRD)³ in K2K-I period (Jun.1999 ~ July 2001).

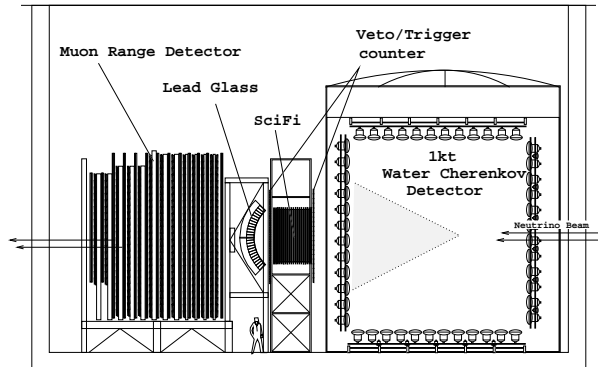


Figure 1: A drawing of K2K-I near detectors.

In K2K-II (Jan.2003 ~), LG was removed and a new scintillator bar detector (SciBar)⁴ was installed alternatively. SciFi, LG, SciBar, MRD are called fine grain detector (FGD) collectively. A drawing of K2K-I near detectors is shown in Figure 1.

The far detector of K2K experiment is the Super-Kamiokande (SK) water Cherenkov detector which has 50kton of fiducial mass. After an accident in Nov.2001, we had rebuilt the detector successfully and resumed data taking in Dec.2002. This is called SK-II. It has about 5200 20 " PMTs with acrylic covers in the inner detector, 1885 8 " PMTs in the outer detector.

2 ν_μ disappearance

In K2K-I, we observed 56 events at SK while the expectation from the near detector is $80.1^{+6.2}_{-5.4}$. Figure 2 (left) is the reconstructed neutrino energy spectrum at SK (dots) and expected ones from the near detector (box histogram: without oscillation. open histogram: with best fit oscillation parameters). The null oscillation probability is less than 1% from an analysis using both the number of events and the energy spectrum shape. The allowed region of two oscillation parameters ($\sin^2 2\theta$, Δm^2) is shown in Figure 2 (right).

Figure 3 (left) shows delivered protons on target (POT). After an accident of SK, we restarted neutrino beam run from Jan. 2003 and POT is successfully increasing. The increasing SK events are plotted in Figure 3 (right). Sixteen new SK events are found in K2K-II by May 2003. Data accumulation in SK is stable and the event rate is consistent with K2K-I.

2.1 New near detector SciBar

SciBar detector consists of ~ 15000 channels of extruded scintillator bar with WLS (wave length shifter) fiber readout. It's fully working from Oct. 2003, collecting about 7000 neutrino event candidates per month.

The detector has high efficiency for short track, and p/π separation by using the light yield is expected. Therefore the SciBar has high efficiency for 2-track CCQE (charged current quasi-elastic) events with low backgrounds.

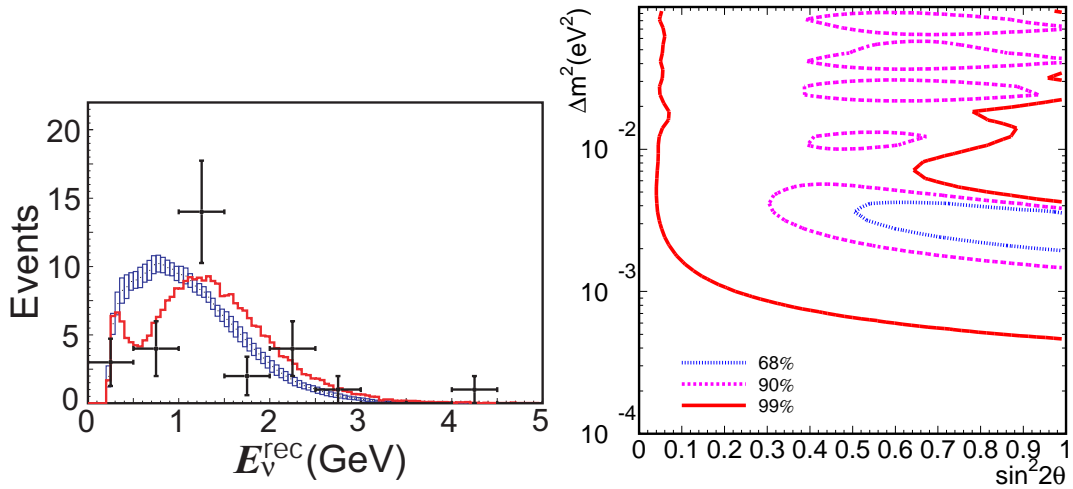


Figure 2: (left) The reconstructed neutrino energy spectrum at SK (dots) and expected ones from the near detector (box histogram: without oscillation, open histogram: with best fit oscillation parameters). (right) The allowed region of two oscillation parameters ($\sin^2 2\theta$, Δm^2)

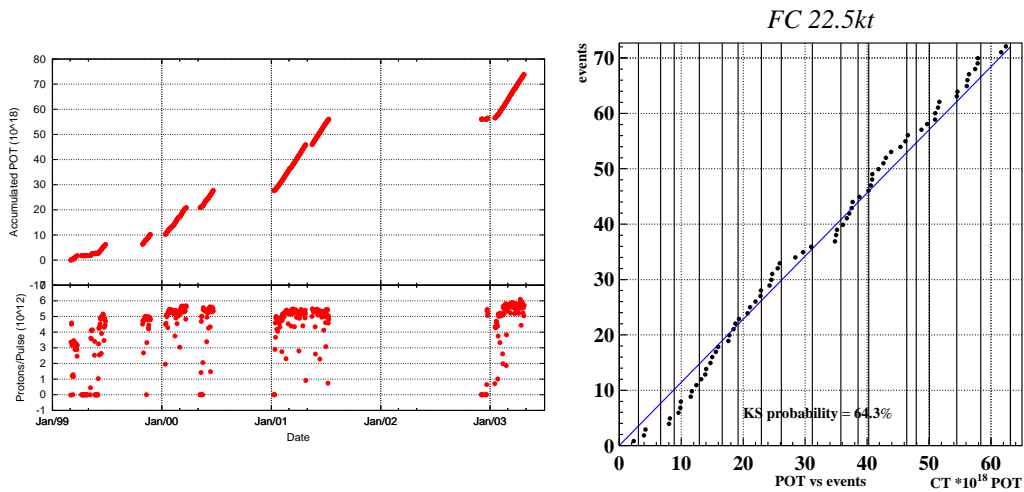


Figure 3: (left) Delivered protons on target (POT) in K2K-I (Jun.1999 - Jul.2001) and K2K-II (Jan.2003 -). (right) The increasing SK events in K2K-I and K2K-II.

Table 1: Reduction summary of the ν_e appearance search in K2K-I. In the background estimation by ν_μ MC, null oscillation is assumed. “Signal ν_e MC(CC)” means the expected number of events in $\sin^2 2\theta=1$, $\Delta m^2 = 2.8 \times 10^{-3} eV^2$.

| | Data | ν_μ MC | Beam ν_e MC | Signal ν_e MC(CC) |
|------------------|------|--------------|-----------------|-----------------------|
| FCFV | 56 | 80 | 0.82 | 28 |
| Single ring | 32 | 50 | 0.48 | 20 |
| PID(e-like) | 1 | 2.9 | 0.42 | 18 |
| E_{vis} 100MeV | 1 | 2.6 | 0.41 | 18 |
| w/o decay-e | 1 | 2.0 | 0.35 | 16 |

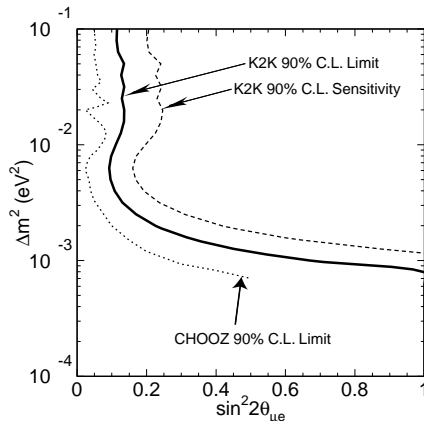


Figure 4: The exclude region of ν_e appearance in the parameter space. The dotted line is the CHOOZ excluded region, converted into $\sin^2 2\theta$, assuming full mixing in the 2-3 sector.

3 ν_e appearance

We searched CCQE ($\nu_e + n \rightarrow e + p$) interaction at SK in K2K-I data. To select them, single ring is required because the proton momentum is typically below the Cherenkov threshold at K2K beam energy. For the next cut, we defined two PID; one is by ring pattern, a ring image from an electron is diffused by the electro magnetic shower. Another one use the opening angle of the Cherenkov ring. An Opening angle of Cherenkov ring from a low energy muon is small because of mass.

Table 1 gives a reduction summary of the ν_e disappearance search. Starting from 56 fully contained SK events, only 1 ν_e event candidate was found after the selection. The main background comes from the ν_μ interactions, especially π^0 production is dominant. The observed 1 event is consistent with the expected background. The exclude region of ν_e appearance in the parameter space is shown in Figure 4. The dotted line on the figure is the CHOOZ ($\bar{\nu}_e$ disappearance) excluded region, converted into $\sin^2 2\theta_{\mu e}$, assuming full mixing in the 2-3 sector.

This result is submitted to Physical Review Letters. ⁷

4 Neutrino interaction studies

4.1 π^0 cross section measurement at 1KT

In our ν_e analysis, neutral current π^0 production (NC1 π^0) is a main background. NC1 π^0 is also used to check the possibility of $\nu_\mu \rightarrow \nu_s$. It will be more important in near future T2K

experiment.

Because a neutral pion decays to 2 gamma, $\text{NC}1\pi^0$ candidates are selected by requiring fully contained 2 ring e-like. With K2K-I 1KT data, the cross section ratio of $\text{NC}1\pi^0$ and CC (charged current) interaction was measured⁸; $\sigma(\text{NC}1\pi^0)/\sigma(\nu_\mu\text{CC}) = 0.063 \pm 0.001(\text{stat.}) \pm 0.006(\text{sys.})$.

4.2 M_A measurement at FGD

Preliminary analysis of the axial-vector mass (M_A)⁹ of quasi-elastic interaction. We used data for $Q^2 \geq 0.2$ (GeV/c^2) only to avoid large uncertainty of the region due to the large nuclear effects. The coherent pion and multi-pion interactions have also uncertainty. As a result of χ^2 fitting, the measured M_A value of QE with water target is $1.06 \pm 0.03(\text{stat.}) \pm 0.14$ (preliminary).

Summary

From K2K-I, the probability of null oscillation case is less than 1% with the analysis using the number of events and the spectrum shape both. For ν_e appearance analysis, one ν_e candidate was found in the data set but it's consistent with background. The exclude region for ν_e appearance is set.

After the accident at SK, K2K-II data taking started from Oct.2003. The event rate is consistent with K2K-I run. The new detector SciBar was fully installed and is working from the beginning of K2K-II.

With K2K-I data, some neutrino interaction studies are going on. 1KT measured the cross section ratio of $\text{NC}1\pi^0$ and CC (charged current) interaction was measured; $\sigma(\text{NC}1\pi^0)/\sigma(\text{CC}) = 0.063 \pm 0.001(\text{stat.}) \pm 0.006(\text{sys.})$. FGD measured the M_A of quasi-elastic interaction; the measured M_A with water target is $1.06 \pm 0.03(\text{stat.}) \pm 0.14$ (preliminary).

References

1. S.H.Ahn, *et al*, K2K Collaboration, *Phys. Lett. B* **539**, 179 (2002).
2. A.Suzuki, *et al*, K2K Collaboration, *Nucl. Instrum. Methods A* **453**, 165(2000).
3. T.Ishii, *et al*, K2K MRD Group, *Nucl. Instrum. Methods A* **482**, 244 (2002).
4. K.Nitta, [hep-ex/0406023](#).
5. Y.Fukuda, *et al*, Super-Kamiokande Collaboration, *Nucl. Instrum. Methods A* **501**, 418 (2003).
6. M.H.Ahn, *et al*, *Phys. Rev. Lett.* **90**, 041801 (2003).
7. M.Yoshida, *et al*, K2K Collaboration, Submitted to *Phys. Rev. Lett.*
e-Print Archive: [hep-ex/0402017](#)
8. S.Nakayama, *et al*, K2K Collaboration, Prepared for 28th International cosmic Ray Conferences (ICRC 2003), Tsukuba, Japan, 30 Jul.- 7 Aug. 2003.
Published in "Tsukuba 2003, Cosmic Ray" 1259-1262.
9. R.A.Smith and E.J.Moniz, *Nucl. Phys. B* **43**, 605 (1972).