


Recent Tevatron Searches

J.T. Linnemann

(For the DØ and CDF Collaborations)

linnemann@pa.msu.edu

*Department of Physics & Astronomy, BPS Building,
E. Lansing, MI 48824, USA*



Here I present some recent results of the DØ and CDF collaborations on Large Extra Dimensions, Z' , and SUSY searches. The experiments examine events produced by proton-antiproton collisions, with an integrated luminosity of approximately 200 events/pb per experiment. Unfortunately, despite careful searches, no new signals of physics beyond the standard model were observed. Therefore, I present the limits derived from the observations.

1 Introduction

The analyses selected here are for the most part new results since the 2003 Lepton-Photon conference. These are all analyses by the DØ¹ and CDF² collaborations of Run II data taken since 2002, with the upgraded detectors and the raised center of mass energy of 1.96 TeV. Given the constraints on time and space, not even every new result will be covered. The limits shown are 95% confidence limits unless otherwise stated, but these limits are derived with prescriptions which vary from analysis to analysis.

2 Large Extra Dimensions (LED)

Both experiments have new results on searches for the effects of Large Extra Dimensions (compactified spatial dimensions beyond the 3 we are used to). It is instructive to contrast the strategies used in these searches. DØ looks in both the ee and $e\gamma$ channels, while CDF uses only the ee channel. Both emphasize events with at least one of the particles in their central rapidity region ($|\eta| < 1$ for CDF; or 1.1 for DØ) because of large QCD backgrounds for cases where both particles are at extreme rapidities ($1.1 < |\eta| < 2.8$ for CDF; 1.5 to 2.4 for DØ). Both study the

2-particle mass spectra for deviations from the standard model. However, here things diverge. CDF bases its limits primarily on the mass spectrum, and calculates generic efficiencies based on the spin of the 2-particle system, which (with the mass) governs the angular distribution. The result is a limit (see Fig 1a) on $\sigma \cdot B$ (cross section times branching ratio) for each spin. This allows them to compare many models (and predicted cross sections) with the mass spectrum with little extra model-specific effort. DØ has chosen instead to aim at more optimized analyses of specific models. For example, they fit the two-dimensional distribution (Fig 1b) of mass and $\cos\theta^*$ (center of mass angle) to a particular LED model plus standard model and instrumental backgrounds. Further, the analysis is performed separately for events with both, or only one, particle in the central rapidity region.

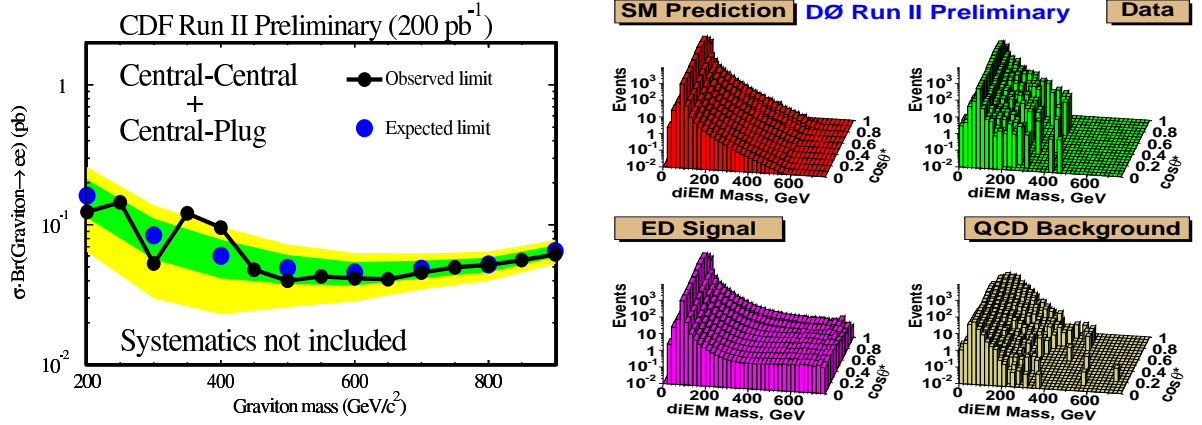


Figure 1: Left (a): CDF expected and achieved limit ee data, assuming spin 2. The inner and outer bands show 1 and 2 standard deviations about the expected limit. Final achieved limits (not shown) have systematics included. Right (b): DØ distributions for two electromagnetic showers as a function of mass and $\cos\theta^*$ for background, data, and signal.

2.1 ADD Extra Dimensions

The first limit derived from these data is for the so-called ADD³ extra dimensions, for which SM particles are confined to a D3-brane, while gravity propagates in the n extra dimensions as well, explaining its apparent weakness. Both the CDF and DØ analyses are based on an integrated luminosity of 200 events/pb. Figure 2 shows the results from each experiment as a function of mass. The expected cross section contributions beyond the standard model can be parameterized in terms of $\eta_G = F/M_S^4$. The limits on the cross section and thus on η can be interpreted in terms of M_S (the 3+ n dimensional Planck scale) by use of the GRW⁴ convention, in which $F = 1$. This coincides with the HLZ⁵ convention for $F = 2/(n-2)$ when $n = 4$. The result for the CDF Run II analysis⁶ is $M_S > 1.11$ TeV while the more optimized DØ analysis⁷ produces a limit of $M_S > 1.36$ TeV. DØ also combines their Run I and Run II results for a limit of $M_S > 1.43$ TeV, the most restrictive limit to date.

For those prone to excitement, DØ has examined the low-statistics “bump” in the mass spectrum at 400 GeV. Few of the events are consistent with being electrons, and the width is well below the expected mass resolution.

2.2 TeV⁻¹ (Longitudinal) Extra Dimensions

An alternative realization⁸ of extra dimensions is the TeV⁻¹ scheme, in which matter resides on a p-brane, with chiral fermions on the 3-brane internal to the p-brane and SM gauge bosons

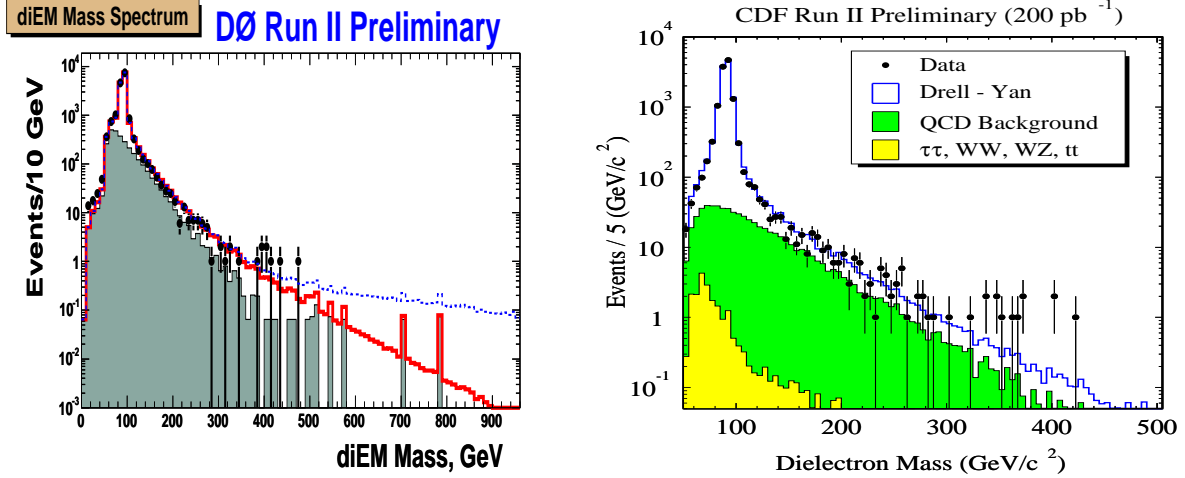


Figure 2: Left: DØ mass spectrum for two electromagnetic objects. The shaded histogram indicates the instrumental background; the solid curve a fit to background + SM; the dashed curve adds a LED signal for $\eta_G = .6$. Right: CDF dielectron spectrum with SM expectations.

propagating in all p dimensions. This scenario results in a compatification scale of $1/M_c$. For di-electrons, this is equivalent to Kaluza-Klein towers of gauge bosons of mass $M_n = \sqrt{M^2 + n^2 M_c^2}$ (here M is either the Z or γ). Unlike LED, this model gives negative interference at intermediate masses and an enhancement of the cross section at higher masses, as seen in Fig 3a. DØ has performed a dedicated search⁹ in the ee final state. This is the first direct search for the effects of these virtual KK exchanges, and it produces a limit of $M_c > 1.12$ TeV. Indirect searches /citelands at LEP imply $M_c > 6.6$ TeV.

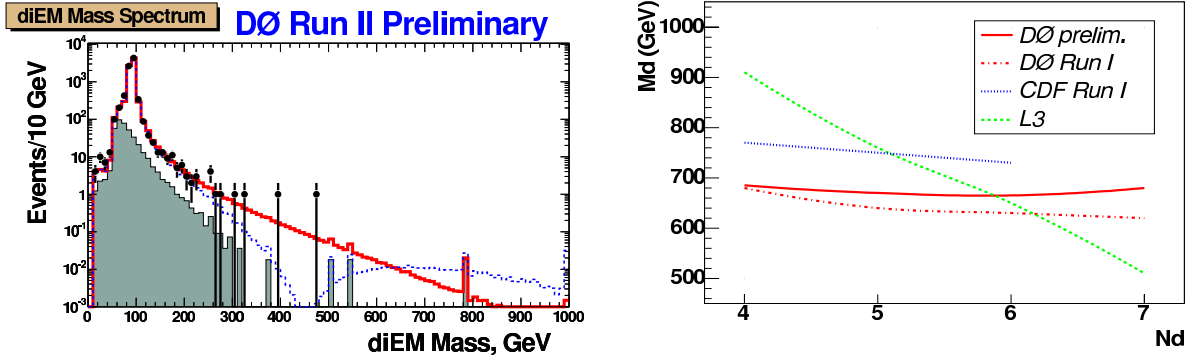


Figure 3: Left: DØ mass spectrum for two electromagnetic objects in the central calorimeters. The shaded histogram indicates the instrumental background; the solid curve a fit to background + SM; the dashed curve adds a TeV^{-1} LED signal for $M_c = .81$ TeV. Right: The DØ lower limit from jets + missing E_T on the Planck scale M_D for various numbers of extra dimensions, together with earlier limits.

2.3 LED with Jets

DØ has also begun searching for Large Extra Dimensions with in the jets + missing E_T channel, with a smaller sample of 85/pb. Here, a graviton could recoil against a jet and escape the detector unseen, leading to a monojet-like topology. The search requires a leading jet $P_T > 150$ GeV, a second jet, but with $P_T < 50$ GeV, and missing $E_T > 150$ GeV; the azimuthal separation of the jet and missing E_T direction must be greater than 30 degrees. The analysis sees 63 events, though $100 \pm 6 \pm 7$ are expected, giving a better-than-expected limit of 84 events. Interpretation

is currently limited by knowledge of the MC and data jet energy scales, which results in an uncertainty of the efficiency of 20% and the background of +50% to -30%. The result is a limit as a function of the number of extra dimensions (see Fig 3b) The resulting limit is better than the DØ Run I result¹³, but not as good as the CDF Run I result¹²; the LEP¹⁴ limit depends on the number of dimensions differently than at the Tevatron.

3 Z' Searches

The ee mass spectrum can also be searched for enhancements due to possible Z' resonances¹⁵; both experiments had done so on their respective 200 event/pb samples. The Z' is a spin one object, but its coupling to pairs of light leptons is model-dependent. Assuming Standard Model couplings would give a large cross section contribution, so that such a Z' would be relatively easily detected. CDF⁶ produced a lower mass limit on a Z' with SM couplings of 690 GeV from Run I data. They obtain a limit of 750 GeV from a run II analysis using the $\sigma \cdot B$ limits based on spin 1 acceptance as a function of boson mass, compared with the expected values with the SM couplings. DØ produced limits¹⁶ of 670 and 780 GeV for Run I and II respectively. The DØ Run II analysis was based on a Pythia Z' simulation for acceptance and cross section prediction, and a search window optimized for each M_Z to produce limits on $A\sigma \cdot B$ where A is the acceptance; the limits were set in terms of ratios of Z' to Z cross section to minimize systematic errors.

Each group also considered the weaker couplings implied by an E6 GUT¹⁷. For 4 types of Z', $Z_I, Z_\chi, Z_\psi, Z_\eta$, the lower limits found by CDF are 570, 610, 625, and 650 GeV, while DØ finds lower limits of 575, 640, 650, and 680 GeV.

The cross section calculations used to derive these limits were notably different between the two experiments, and this may explain some of the difference in the limits derived.

4 Other CDF Limits

4.1 Limits from the ee Spectrum for Other Models

CDF summarizes its ee mass spectrum results as a limit on a $\sigma \cdot B$ excess (beyond the standard model) as a function of mass for three spins: spin 0, spin 1, and spin 2. These limits are in the range of .05 to .2 pb . The three mass limit curves then may be compared with $\sigma \cdot B$ curves from various models with the appropriate spin of a particle decaying to an ee final state. Where the models (as a function of parameters) cross the limits gives the minimum allowable mass parameter of the model. Since this requires only the model cross section to be calculated (the efficiency having been pre-calculated based on spin and mass), this process is relatively simple, and many models can be examined rapidly (though not in a fully-optimized way). Figure 4 shows the results for the Little Higgs model. Indicative limits for other models⁶ are R Parity violating sneutrino mass > 630 GeV for $(\lambda')^2 B = .01$, and Randall-Sundrum graviton mass > 500 GeV for $k/M_{Pl} = .05$.

4.2 CDF Forward ee Events

CDF has begun exploration of an event sample¹⁹ with two electrons in its forward calorimetry. This sample has higher QCD backgrounds than samples requiring one electron in the central calorimetry. Based on a 173/pb sample, there are some hints of a possible excess over the SM + backgrounds at large masses. The observations (backgrounds) for $M \geq 250, 300, 350$ and 500 are 10 (5.0 ± 1.2), 8 (2.5 ± 0.7) , 3 ($1.4 \pm .3$), and 2 ($.21 \pm .04$). DØ sees 1 event with mass beyond 450, with $.9 \pm .2$ expected background.

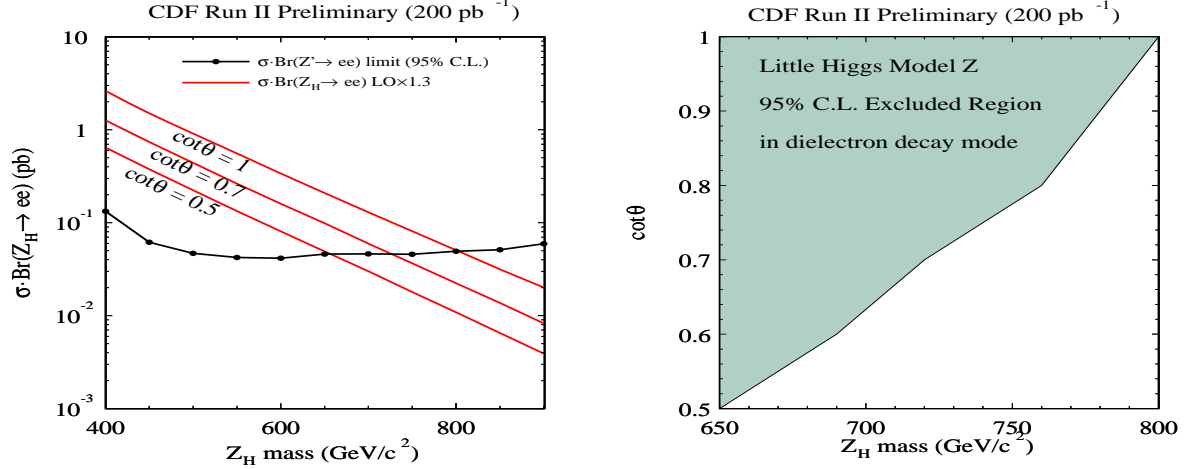


Figure 4: Left: CDF Spin 1 excluded $\sigma \cdot B$ vs. mass for ee and predicted cross section for various little Higgs models. Right: The resulting excluded little Higgs parameters as a function of mass.

4.3 Time of Flight

In addition, one other non-ee analysis was derived from Time of Flight (TOF) analysis¹⁸ looking for charged massive stable particles. For example, if a stop quark happened to be sufficiently stable to hit the TOF counters, it would have to have a mass greater than 95 GeV.

5 DØ SUSY Searches

The remainder of the analyses discussed here are searches for production and decay of supersymmetric particles. At time of this conference, only DØ presented updated SUSY searches. The analyses and their selection criteria are described elsewhere¹ in more detail than given here.

5.1 Squark and Gluino Search

In R-parity conserving Supersymmetry²⁰, associated production of squarks and gluinos could result in pairs of stable lightest supersymmetric particles (LSPs) escaping undetected. A squark would decay into a quark and a LSP, while a gluino would decay into a $q\bar{q}$ pair (jets) and another LSP. Thus one expects events with a-coplanar jets and missing E_T . The search²¹ requires two jets, above 50 and 60 GeV P_T , again with a 30 degree azimuthal (ϕ) separation between the jet and missing E_T directions to avoid mis-measured jets simulating real missing E_T , and the two jets less than 165 degrees apart in ϕ . The final cuts were the minimum missing E_T and H_T (the scalar P_T sum of the jets). The optimum cuts values were found by minimizing (with Monte Carlo data) the expected limit cross section, under the assumption of only standard model processes entering the Monte Carlo sample. Notice that this optimization trades off characteristics of the background and its uncertainty, but does not directly optimize detection of any particular signal model. The chosen minimum values are 175 GeV (missing E_T) and 275 GeV (H_T).

With these selection criteria, 4 events are found with 2.7 ± 1.0 expected. SUSY efficiencies are of order 5% for some typical parameters chosen, though these cuts are more optimal for light squarks than for light gluinos. Based on a preliminary scan of $M_{1/2}$ for $M_0 = 25$, $A_0 = 0$, $\tan\beta = 3$, and $\mu < 0$, lower limits were found of 290 (squark mass) and 333 GeV (gluino mass); the latter is shown in Fig 5a. These limits are already better than Run I limits, despite the smaller sample, because of the superior QCD background rejection of the upgraded DØ detector.

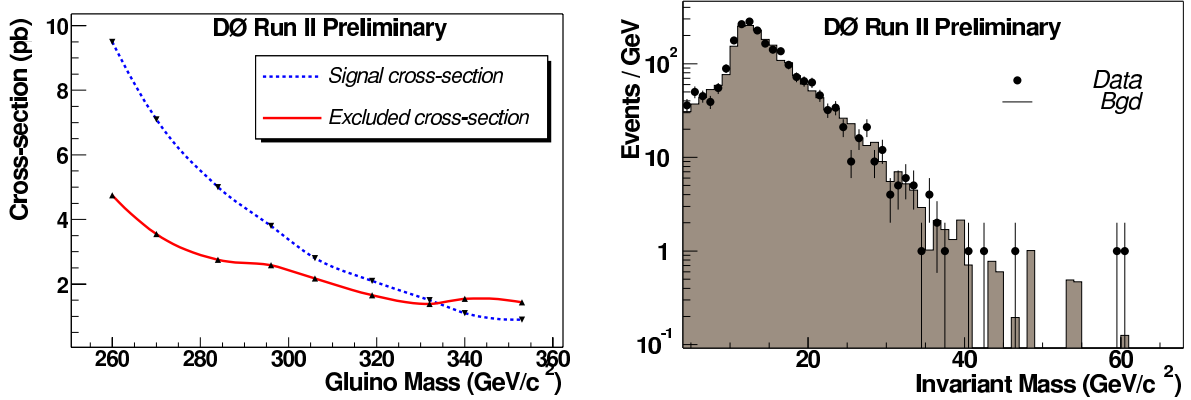


Figure 5: Left: DØ cross section limits and predicted gluino cross sections. Right: DØ isolated like-sign dimuon data and the estimated background due to b and c decays scaled from the like-sign nearly-isolated dimuon sample.

5.2 Trilepton Searches

One promising search strategy for SUSY at the Tevatron seeks decays into a trilepton final state, again with escaping LSP's providing missing E_T ; for this final state, standard model backgrounds are low. In mSUGRA, such decays may be important for favorable mass relations among charginos and neutralinos. When $m_{\chi_1^\pm} \approx m_{\chi_2^0} \approx 2m_{\chi_1^0}$, leptonic branching fractions are enhanced by low slepton masses. Still, such a search is challenging as $\sigma \cdot B$ is below a picobarn, and there may be soft decay leptons which are difficult to detect. The strategy in the DØ search is to choose cuts for individual channels which leave little standard model background, and then to combine the ee , $\mu\mu$ and $e\mu$ channel results to produce a final limit.

Like Sign Dimuons

This analysis²² uses a data sample of 147 events/pb. The main cuts require two like-sign isolated muons of at least 5 and 11 GeV P_T , with a missing E_T of at least 15 GeV. QCD and b and c decays are further suppressed by requiring the ϕ difference between the two muons to be less than 2.7 radians (far from back to back). The remaining b background is scaled from like-sign muons one of which fails isolation criteria. The scaling was tested by estimating the b background in opposite-sign dimuons. The result of scaling nearly-isolated muons to estimate the remaining backgrounds in the like sign sample is shown in Fig 5b; the data is very close to the estimated background shape. The cuts were chosen before looking at the final data sample; they were more aimed at reducing backgrounds than optimizing for any particular SUSY parameters. The analysis finds 1 event with an expected background of .13 events. For several SUSY points examined, .2 to .4 SUSY events are expected to pass the cuts for the sample size. and $\sigma \cdot B \sim .3\text{pb}$.

$e\mu$

This analysis²³ was performed on a 158 event/pb sample. An electron of 12 GeV and an isolated muon of 8 GeV were sought in an event with between 15 and 80 GeV of missing E_T . A number of other kinematic criteria were used to suppress WW and W+jet backgrounds, including a requirement on the vector sum of the detected leptons and missing E_T be less than 6 GeV. Figure 6a shows the data and background contributions before this last cut. After this cut, these preliminary criteria left a standard model background of $2.9 \pm .4$ events, while one event was observed. One can also add an explicit but loose requirement for a third lepton by demanding

another isolated track of greater than 3 GeV P_T . This reduces the expected background to $0.5 \pm .2$ events, while no such events were seen. The third lepton requirement loses little efficiency for SUSY events. For typical SUSY parameters, .6 to .9 events were expected.

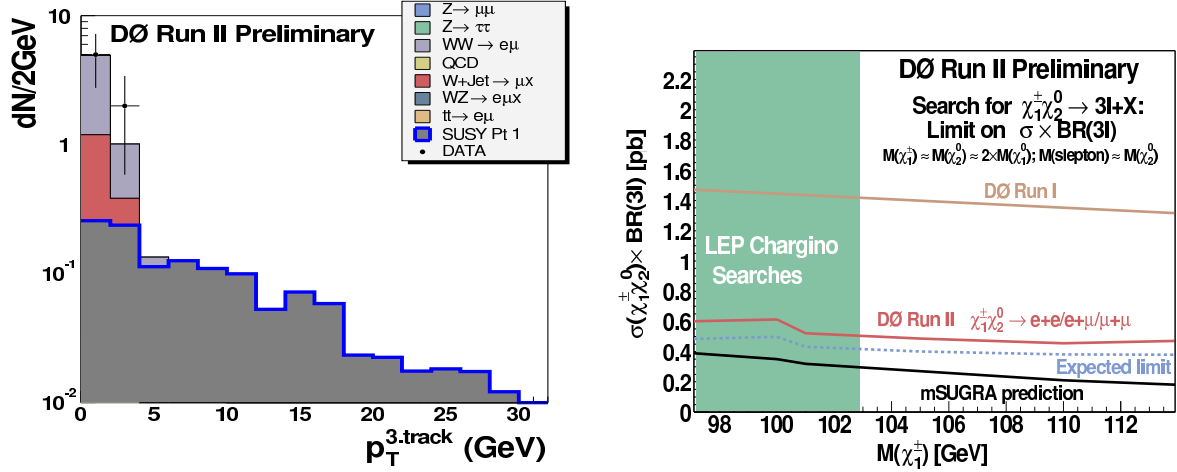


Figure 6: Left: The data and the contributions of various backgrounds to the DØ $e\mu$ SUSY analysis before requiring a third hard track. Right: The limit in $\sigma \cdot B$ for trileptons from the DØ analysis for Run I and Run II. The Run II limit does not yet exclude the mSUGRA models examined.

ee

The final dilepton analysis²⁴ considered a 174 events/pb sample. It required events with missing $E_T > 20$ GeV and two electrons above 12 and 8 GeV P_T , one from the central rapidity region. A third lepton was required by asking for 3 tracks above 3 GeV, with one well separated from the electrons. No requirement was made on the sign of tracks. The W, Z and top backgrounds were suppressed by various kinematic cuts, including no jets above 80 GeV, separation in ϕ of the electrons less than 2.8 radians, ee mass < 60 , and transverse mass > 15 GeV, separation of the electron and the missing E_T direction, and a product $\pi = \text{track } P_T \times \text{missing } E_T > 250 \text{ GeV}^2$. After all these cuts, an expected standard model background of $.3 \pm .4$ remained, and one event was observed. Signal expectations for typical models ranged from .8 to 1.6 events.

5.3 Combined Trilepton Results

The three channels were combined²⁵ with the CL_S technique²⁶. The inputs were the results of the $\mu\mu$ analysis, three independent bins of the π parameter from the ee channel, and the two final subsets of the $e\mu$ analysis.

The results of the combined searches is show in Fig 6b. Plotted as a function of the lowest chargino mass is the cross section for joint production of this chargino with the 2nd lightest neutralino, multiplied by the branching ratio to trileptons. The curve shows a substantial improvement over run I, and $\sigma \cdot B$ limits less than .5 pb, just a bit above the expected limit based on no physics beyond the standard model. However, the exclusion contour is still not sufficiently sensitive to rule out the expected production rate for the chosen SUSY points. The present scan is over the region $M_o, M_{1/2}$ (72, 165) to (88, 185), with $A_o = 0$, $\tan \beta = 3$, $\mu < 0$, which covers a region near and beyond the LEP II chargino mass limit of some 103 GeV for large slepton/neutrino masses²⁷.

6 Summary

Unfortunately, nature has declined to flood us with new phenomena readily visible at the Tevatron—at least so far. Clear improvements over Run I limits are already visible. While the sample is roughly twice that of Run I, and the center of mass energy is somewhat higher, the fact that the limits are already improved over Run I does imply that the detectors are fundamentally working and that the understanding of the upgraded detectors is making good progress. Although all analyses are not fully optimized, many are already producing limits for $\sigma \cdot B$ of .5 pb or better. That means we are talking about sensitivity to 1-10 events for processes with 1-10% efficiency. Clearly publication on these topics is in our near future.

Acknowledgements

It is a pleasure to thank my many colleagues, without whom this report would have been impossible, for sharing their expertise, effort and enthusiasm. The author acknowledges support from the National Science Foundation under Grants PHY-0140106 and 0334296. Any opinions, findings, and conclusions or recommendations expressed in this material are those of the author(s) and do not necessarily reflect the views of the National Science Foundation.

References

1. www-d0.fnal.gov/Run2Physics/WWW/results.htm : Conference papers.
2. www-cdf.fnal.gov/physics/exotic/exotic.html : Plots and text descriptions.
3. N. Akrcani-Hamed, S. Dimopoulos, G. Dvali, *Phys. Lett. B* **429**, 263 (1998).
4. G. Guidice, R. Rattazzi, J. Wells, *Nucl. Phys. B* **44**, 3 (1999).
5. T. Han, J. Lykken, R. Zhang, *Phys. Rev. D* **59**, 105066 (1999).
6. “High Mass DY in ee channel”, in reference 2.
7. “LED in Dielectorn and Diphoton Channels”, in reference 1.
8. K. Dienes, E. Dudas, T. Ghergheta, *Nucl. Phys. B* **537**, 47 (1999); A. Pomarol, M. Quiros, *Phys. Lett. B* **438**, 255 (1998).
9. “Search for Large and TeV-1 ED in Dielectron Channel”, in reference 1.
10. K. Cheung, G. Landsberg, *Phys. Rev. D* **65**, 076003 (2002).
11. “Search for LED in Jets+MET Topology”. in reference 1.
12. D. Acosta *et al*, FERMILAB-PUB-03/285-E
13. V. Abazov *et al*, PRL **90**, 251802 (2003)
14. P. Achard *et al*, CERN-EP/2003-068, accepted by Phys. Lett. B.
15. M. Cvetcic, S. Godfrey, hep-ph/9504216, 1995.
16. “Search for Heavy Z’ Bosons in Dielectron Channel”, in reference 1.
17. F. Del Aguila, M. Quiros, F. Zwirner, *Nucl. Phys. B* **287**, 419 (1987); D. London, J. Rosner, *Phys. Rev. D* **34**, 1530 (1986).
18. “long lived particle” in reference 2.
19. “here” next to “High Mass DY in ee channel”, in reference 2.
20. H. Haber, G. Kane, *Phys. Rep.* **117**, 75 (1985)
21. “Search for Squarks and Gluinos in the Jets+MET Topology”, in reference 1.
22. “Search for mSUGRA SUSY in the Like-Sign Muon Channel”, in reference 1.
23. “Search for Chargino/Neutralino in eu(+1) Final State”, in reference 1.
24. “Search for Chargino/Neutralino in ee(+1) Final State”, in reference 1.
25. “Search for Chargino/Neutralino in Trilepton Final State (combined) ”, in reference 1.
26. T. Junk, NIMA **434**, 435 (1999)
27. lepsusy.web.cern.ch/lepsusy/Welcome.html