

Observation of Two New N^* Peaks in $J/\psi \rightarrow p\pi^-\bar{n}$ and $\bar{p}\pi^+n$ Decays

M. Ablikim¹, J. Z. Bai¹, Y. Ban¹⁰, J. G. Bian¹, X. Cai¹, J. F. Chang¹, H. F. Chen¹⁶, H. S. Chen¹, H. X. Chen¹, J. C. Chen¹, Jin Chen¹, Jun Chen⁶, M. L. Chen¹, Y. B. Chen¹, S. P. Chi², Y. P. Chu¹, X. Z. Cui¹, H. L. Dai¹, Y. S. Dai¹⁸, Z. Y. Deng¹, L. Y. Dong¹, S. X. Du¹, Z. Z. Du¹, J. Fang¹, S. S. Fang², C. D. Fu¹, H. Y. Fu¹, C. S. Gao¹, Y. N. Gao¹⁴, M. Y. Gong¹, W. X. Gong¹, S. D. Gu¹, Y. N. Guo¹, Y. Q. Guo¹, Z. J. Guo¹⁵, F. A. Harris¹⁵, K. L. He¹, M. He¹¹, X. He¹, Y. K. Heng¹, H. M. Hu¹, T. Hu¹, G. S. Huang^{1†}, L. Huang⁶, X. P. Huang¹, X. B. Ji¹, Q. Y. Jia¹⁰, C. H. Jiang¹, X. S. Jiang¹, D. P. Jin¹, S. Jin¹, Y. Jin¹, Y. F. Lai¹, F. Li¹, G. Li¹, H. B. Li¹, H. H. Li¹, J. Li¹, J. C. Li¹, Q. J. Li¹, R. B. Li¹, R. Y. Li¹, S. M. Li¹, W. G. Li¹, X. L. Li⁷, X. Q. Li⁹, X. S. Li¹⁴, Y. F. Liang¹³, H. B. Liao⁵, C. X. Liu¹, F. Liu⁵, Fang Liu¹⁶, H. M. Liu¹, J. B. Liu¹, J. P. Liu¹⁷, R. G. Liu¹, Z. A. Liu¹, Z. X. Liu¹, F. Lu¹, G. R. Lu⁴, J. G. Lu¹, C. L. Luo⁸, X. L. Luo¹, F. C. Ma⁷, J. M. Ma¹, L. L. Ma¹¹, Q. M. Ma¹, X. Y. Ma¹, Z. P. Mao¹, X. H. Mo¹, J. Nie¹, Z. D. Nie¹, S. L. Olsen¹⁵, H. P. Peng¹⁶, N. D. Qi¹, C. D. Qian¹², H. Qin⁸, J. F. Qiu¹, Z. Y. Ren¹, G. Rong¹, L. Y. Shan¹, L. Shang¹, D. L. Shen¹, X. Y. Shen¹, H. Y. Sheng¹, F. Shi¹, X. Shi¹⁰, H. S. Sun¹, S. S. Sun¹⁶, Y. Z. Sun¹, Z. J. Sun¹, X. Tang¹, N. Tao¹⁶, Y. R. Tian¹⁴, G. L. Tong¹, G. S. Varner¹⁵, D. Y. Wang¹, J. X. Wang¹, J. Z. Wang¹, K. Wang¹⁶, L. Wang¹, L. S. Wang¹, M. Wang¹, P. Wang¹, P. L. Wang¹, S. Z. Wang¹, W. F. Wang¹, Y. F. Wang¹, Zhe Wang¹, Z. Wang¹, Zheng Wang¹, Z. Y. Wang¹, C. L. Wei¹, D. H. Wei³, N. Wu¹, Y. M. Wu¹, X. M. Xia¹, X. X. Xie¹, B. Xin⁷, G. F. Xu¹, H. Xu¹, Y. Xu¹, S. T. Xue¹, M. L. Yan¹⁶, F. Yang⁹, H. X. Yang¹, J. Yang¹⁶, S. D. Yang¹, Y. X. Yang³, M. Ye¹, M. H. Ye², Y. X. Ye¹⁶, L. H. Yi⁶, Z. Y. Yi¹, C. S. Yu¹, G. W. Yu¹, C. Z. Yuan¹, J. M. Yuan¹, Y. Yuan¹, Q. Yue¹, S. L. Zang¹, Yu. Zeng¹, Y. Zeng⁶, B. X. Zhang¹, B. Y. Zhang¹, C. C. Zhang¹, D. H. Zhang¹, H. Y. Zhang¹, J. Zhang¹, J. Y. Zhang¹, J. W. Zhang¹, L. S. Zhang¹, Q. J. Zhang¹, S. Q. Zhang¹, X. M. Zhang¹, X. Y. Zhang¹¹, Y. J. Zhang¹⁰, Y. Y. Zhang¹, Yiyun Zhang¹³, Z. P. Zhang¹⁶, Z. Q. Zhang⁴, D. X. Zhao¹, J. B. Zhao¹, J. W. Zhao¹, M. G. Zhao⁹, P. P. Zhao¹, W. R. Zhao¹, X. J. Zhao¹, Y. B. Zhao¹, Z. G. Zhao^{1*}, H. Q. Zheng¹⁰, J. P. Zheng¹, L. S. Zheng¹, Z. P. Zheng¹, X. C. Zhong¹, B. Q. Zhou¹, G. M. Zhou¹, L. Zhou¹, N. F. Zhou¹, K. J. Zhu¹, Q. M. Zhu¹, Y. C. Zhu¹, Y. S. Zhu¹, Yingchun Zhu¹, Z. A. Zhu¹, B. A. Zhuang¹, B. S. Zou¹.

(BES Collaboration)

¹ Institute of High Energy Physics, Beijing 100039, People's Republic of China

² China Center for Advanced Science and Technology (CCAST), Beijing 100080, People's Republic of China

³ Guangxi Normal University, Guilin 541004, People's Republic of China

⁴ Henan Normal University, Xinxiang 453002, People's Republic of China

⁵ Huazhong Normal University, Wuhan 430079, People's Republic of China

⁶ Hunan University, Changsha 410082, People's Republic of China

⁷ Liaoning University, Shenyang 110036, People's Republic of China

⁸ Nanjing Normal University, Nanjing 210097, People's Republic of China

⁹ Nankai University, Tianjin 300071, People's Republic of China

¹⁰ Peking University, Beijing 100871, People's Republic of China

¹¹ Shandong University, Jinan 250100, People's Republic of China

¹² Shanghai Jiaotong University, Shanghai 200030, People's Republic of China

¹³ Sichuan University, Chengdu 610064, People's Republic of China

¹⁴ Tsinghua University, Beijing 100084, People's Republic of China

¹⁵ University of Hawaii, Honolulu, Hawaii 96822

¹⁶ University of Science and Technology of China, Hefei 230026, People's Republic of China

¹⁷ Wuhan University, Wuhan 430072, People's Republic of China

¹⁸ Zhejiang University, Hangzhou 310028, People's Republic of China

* Visiting professor to University of Michigan, Ann Arbor, MI 48109 USA

† Current address: Purdue University, West Lafayette, Indiana 47907, USA.

(Dated: May 14, 2004)

The πN system in decays of $J/\psi \rightarrow \bar{N}N\pi$ is limited to be isospin 1/2 by isospin conservation. This provides a big advantage in studying $N^* \rightarrow \pi N$ compared with πN and γN experiments which mix isospin 1/2 and 3/2 for the πN system. Using 58 million J/ψ decays collected with the Beijing Electron Positron Collider, more than 100 thousand $J/\psi \rightarrow p\pi^-\bar{n} + c.c.$ events are obtained. Besides two well known N^* peaks at 1500 MeV and 1670 MeV, there are two new, clear

N^* peaks in the $p\pi$ invariant mass spectrum around 1360 MeV and 2030 MeV. They are the first direct observation of the $N^*(1440)$ peak and a long-sought “missing” N^* peak above 2 GeV in the πN invariant mass spectrum. A simple Breit-Wigner fit gives the mass and width for the $N^*(1440)$ peak as $1358 \pm 6 \pm 16$ MeV and $179 \pm 26 \pm 50$ MeV, and for the new N^* peak above 2 GeV as $2068 \pm 3^{+15}_{-40}$ MeV and $165 \pm 14 \pm 40$ MeV, respectively.

PACS numbers: 14.20.Gk, 13.75.Gx, 13.25.Gv

The nucleon is the simplest system in which the three colors of QCD can combine to form a colorless object, and the essential nonabelian character of QCD is manifest. It is necessary to understand the internal quark-gluon structure of the nucleon and its excited N^* states before we can claim to really understand the strong interaction.

The main source of information for the nucleon internal structure is the N^* mass spectrum and various production and decay rates. Our present knowledge of these comes almost entirely from πN experiments of more than twenty years ago [1]. Because of its importance for the understanding of nonperturbative QCD, a series of new experiments on N^* physics with electromagnetic probes (real photons and electrons with space-like virtual photons) have recently been started at new facilities such as CEBAF at JLAB, ELSA at Bonn, GRAAL at Grenoble and SPRING8 at JASRI [2]. They have already produced some nice results [3, 4, 5, 6]. However, up to now, our knowledge on the N^* resonances is still very poor. Even for the well-established lowest excited state, the $N^*(1440)$, properties such as mass, width and decay branching ratios etc., still suffer from large experimental uncertainties [1]. Another outstanding problem is that, in many of its forms, the quark model predicts a substantial number of “missing” N^* states around 2 GeV/ c^2 , which have not so far been observed [7]. The difficulty in extracting information on these high mass N^* resonances from πN and γN experiments is the overlap of many broad resonances with various spin and isospin. Recently J/ψ decays at BEPC were proposed [8] to be an excellent place to study N^* resonances, and N^* production from $J/\psi \rightarrow p\bar{p}\eta$ has been studied based on BESII 7.8 million J/ψ events [9].

In this letter, we report on a study of N^* resonances from $J/\psi \rightarrow p\pi^-\bar{n}$ and $\bar{p}\pi^+n$ channels based on 58 million J/ψ events collected with the Beijing Spectrometer (BESII) detector at the Beijing Electron Positron Collider (BEPC). Due to isospin conservation, the πN system here is pure isospin 1/2. This is a big advantage, compared with πN and γN experiments which mix isospin 1/2 and 3/2.

BESII is a large solid-angle magnetic spectrometer that is described in detail in Ref. [10]. Charged particle momenta are determined with a resolution of $\sigma_p/p = 1.78\%\sqrt{1+p^2}$ (with p in GeV) in a 40-layer cylindrical drift chamber. Particle identification is accomplished using specific ionization (dE/dx) measurements in the drift chamber and time-of-flight (TOF) measurements

in a barrel-like array of 48 scintillation counters. The dE/dx resolution is $\sigma_{dE/dx} = 8.0\%$, and the TOF resolution is $\sigma_{TOF} = 180$ ps. The combination of dE/dx and TOF information provides very good identification of the charged pion and proton (or antiproton) for the $J/\psi \rightarrow p\pi^-\bar{n}$ and $\bar{p}\pi^+n$ processes.

A GEANT3 based Monte Carlo simulation package (SIMBES) with detailed consideration of real detector performance (such as dead electronic channels) is used for estimating the detection efficiency and background contributions. The consistency between data and Monte Carlo has been carefully checked in many high purity physics channels, and the agreement is quite reasonable.

For the decay $J/\psi \rightarrow p\pi^-\bar{n}$, the anti-neutron cannot be detected directly. We select the p and π^- from two prong events with oppositely charged tracks and require the missing mass to be consistent with the \bar{n} mass.

In the event selection, we require each charged track to be well fitted to a helix originating near the interaction point and to be within the polar angle region $|\cos\theta| < 0.8$. Both the dE/dx and TOF information are used to form particle identification confidence levels \wp_{pid}^i , where i denotes π , K , or p . For the positive charged track, we require $\wp_{pid}^p > \wp_{pid}^K$ and $\wp_{pid}^p > \wp_{pid}^\pi$; for the negative charged track, we require $\wp_{pid}^\pi > \wp_{pid}^K$ and $\wp_{pid}^\pi > \wp_{pid}^p$. After these requirements, the $p\pi^-$ invariant mass spectrum, shown in Fig. 1, is obtained. There is a narrow Λ peak at 1.116 GeV due to background channels with Λ s. After imposing a further requirement, $M_{p\pi} > 1.15\text{GeV}/c^2$, to remove this background, the missing mass distribution, shown in Fig. 2, is obtained. It shows a clear \bar{n} peak.

A similar selection is used for the charge conjugate channel $J/\psi \rightarrow \bar{p}\pi^+n$. The missing mass distribution is almost identical with that for $J/\psi \rightarrow p\pi^-\bar{n}$. Fitting the missing mass spectra between 0.6 and 1.2 GeV with signal plus background and using Monte-Carlo determined acceptances for these two channels, the branching ratios for these two channels are obtained

$$Br(J/\psi \rightarrow p\pi^-\bar{n}) = (2.03 \pm 0.02 \pm 0.23) \times 10^{-3},$$

$$Br(J/\psi \rightarrow \bar{p}\pi^+n) = (2.47 \pm 0.02 \pm 0.30) \times 10^{-3}.$$

The statistical errors are small due to the large data sample. The systematic errors come from several sources. The largest one is from the fit uncertainty and is determined by fitting the missing mass spectra with various

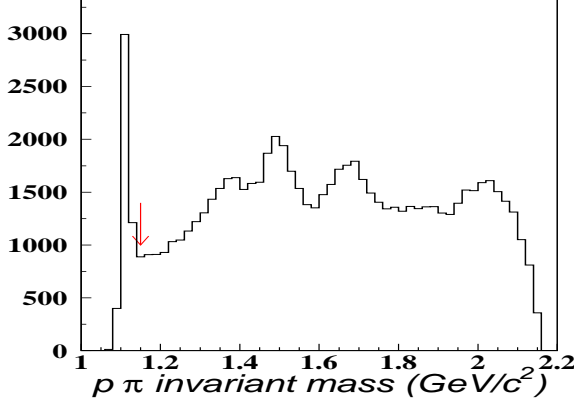


FIG. 1: The $p\pi$ invariant mass spectrum before the $M_{p\pi} > 1.15 \text{ GeV}/c^2$ requirement.

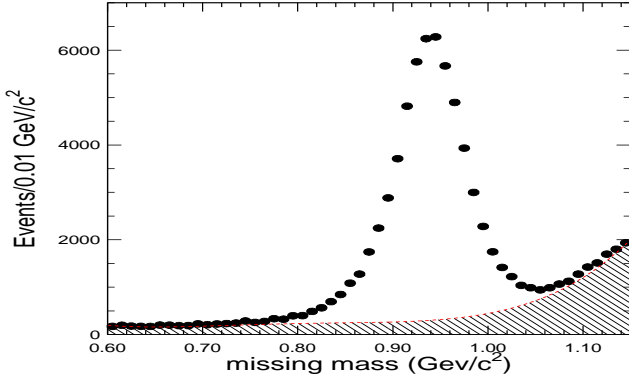


FIG. 2: The missing mass distribution for $J/\psi \rightarrow p\pi^- \bar{n}$ with the fitted background shown by the shaded area.

fitting ranges and background shapes. This determines an error of about 7%. Other errors are from the uncertainty of particle misidentification ($\sim 5\%$), the uncertainty on the total number of J/ψ events ($\sim 4.7\%$), and the tracking ($\sim 4\%$) and wire resolution ($\sim 4\%$) uncertainties. Combining the errors in quadrature gives a total systematic error of $(11 - 12)\%$.

From charge conjugation symmetry for strong and electro-magnetic interactions, the branching ratios for these two channels should be the same. The difference between them may be caused by imperfect simulation of strong interactions of the final particles with the materials in the detector but does not influence the main results on N^* physics given in this letter.

Taking \bar{n}/n events in the region of the missing mass distribution within $0.94 \pm 0.06 \text{ GeV}$, we get 51717 and 54523 events for $J/\psi \rightarrow p\pi^- \bar{n}$ and $\bar{p}\pi^+ n$, respectively, including about 8% background. The Dalitz plots for these two channels are shown in Fig. 3. They are very

similar. The asymmetry between $p\pi$ and $n\pi$ is partly due to differences in detection efficiency and partly due to isospin symmetry breaking effects from the electro-magnetic interaction. The $p\pi$ and $n\pi$ selection efficiencies versus invariant mass in the decay $J/\psi \rightarrow p\pi^- \bar{n}$ are shown in Fig. 4. The efficiency has a sharp drop for $n\pi$ invariant mass above 2 GeV, where the recoil proton has low momentum and cannot be detected well by the BESII detector.

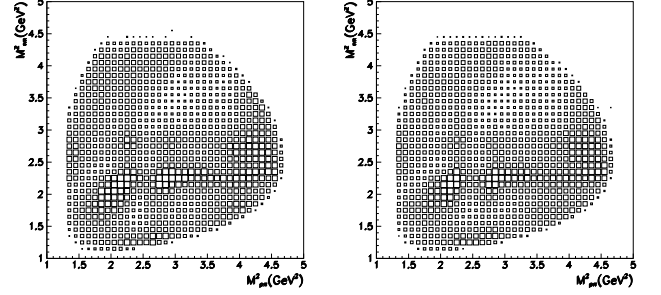


FIG. 3: Dalitz plots of $M_{\pi n}^2$ vs. $M_{p\pi}^2$ for $J/\psi \rightarrow p\pi^- \bar{n}$ (left) and $\bar{p}\pi^+ n$ (right).

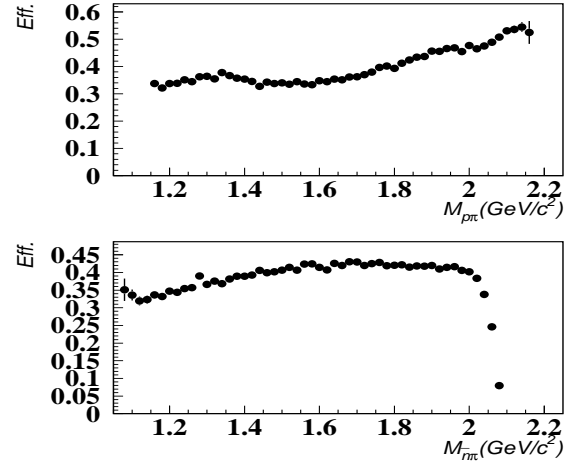


FIG. 4: The selection efficiency versus invariant mass for $p\pi$ (upper plot) and $n\pi$ (lower plot) in the decay $J/\psi \rightarrow p\pi^- \bar{n}$.

Shown in Fig. 5 are the $p\pi^-$ and $\bar{p}\pi^+$ invariant mass spectra, as well as the phase space distributions (times detection efficiency) obtained with the SIMBES Monte Carlo. The two invariant mass spectra look very similar.

To investigate the behavior of the amplitude squared as a function of invariant mass, we remove the phase space factor and efficiency factor from the invariant mass distribution by dividing the data by Monte Carlo phase space times the detection efficiency. The results are shown in Fig. 6 with data and Monte Carlo event numbers for two channels normalized to the same event number of $p\pi^- \bar{n}$

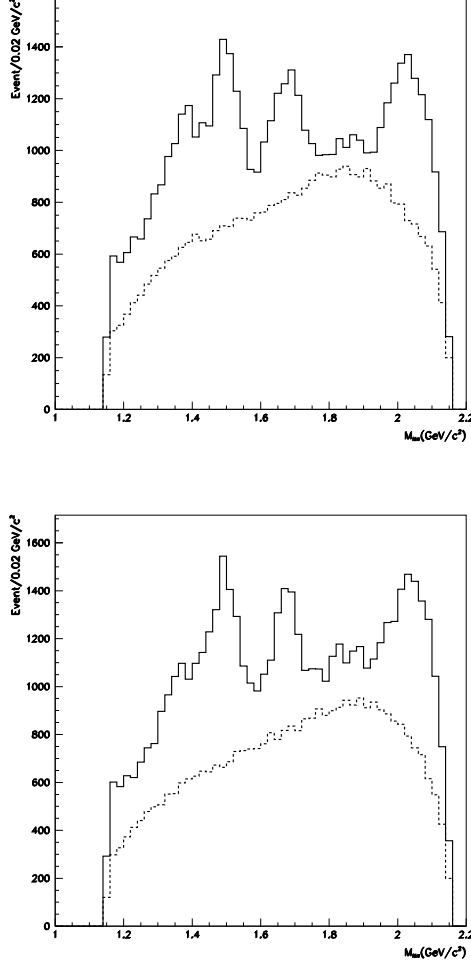


FIG. 5: The $p\pi^-$ and $\bar{p}\pi^+$ invariant mass spectra for $J/\psi \rightarrow p\pi^-\bar{n}$ (upper plot) and $\bar{p}\pi^+n$ (lower plot), compared with phase space.

data. The results for the two charge conjugate channels are consistent. At low $p\pi$ invariant mass, the tail from nucleon pole term, expected from theoretical considerations [11, 12], is clearly seen. There are clearly four peaks around 1360 MeV, 1500 MeV, 1670 MeV and 2065 MeV. Note that the well known first resonance peak ($\Delta(1232)$) in πN and γN scattering data does not show up here due to the isospin filter effect of our J/ψ decay. While the two peaks around 1500 MeV and 1670 MeV correspond to the well known second resonance peak and the third resonance peak observed in πN and γN scattering data, the two peaks around 1360 MeV and 2065 MeV have never before been observed in πN invariant mass spectra. The one around 1360 MeV should be from $N^*(1440)$ MeV which has a pole around 1360 MeV [1, 13, 14] and which is usually buried by the strong Δ peak in πN and γN experiments; the other one around 2065 MeV may be due to the long sought “missing” N^* resonance(s).

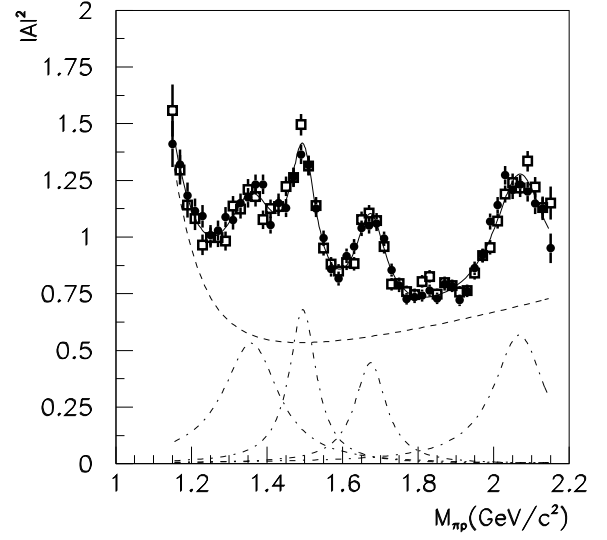


FIG. 6: Data divided by Monte Carlo phase space vs $p\pi$ invariant mass for $J/\psi \rightarrow \bar{p}\pi^-\bar{n}$ (solid circle) and $J/\psi \rightarrow \bar{p}\pi^+n$ (open square), compared with our fit (solid curve). The contributions of each resonance peak are shown by the dot-dashed lines in the same figure. The dashed line is the contribution of background terms.

For the new $N^*(2065)$ peak, orbital angular momentum $L = 0$ is preferred due to the suppression of the centrifugal barrier factor for $L \geq 1$. For $L = 0$, the spin-parity of $N^*(2065)$ is limited to be $1/2^+$ and $3/2^+$. This may be the reason that the $N^*(2065)$ shows up as a peak in J/ψ decays while no peak shows up in the πN and γN production processes which allow all $1/2^\pm$, $3/2^\pm$, $5/2^\pm$, and $7/2^\pm$ N^* resonances and their isospin $3/2$ Δ^* partners around this energy to interfere with each other. In $\pi N \rightarrow \pi N$ and $\gamma N \rightarrow \pi N$ reactions, the Δ^* and N^* are produced with similar rates; while in our channel, on the average, the production rate of Δ^* is expected to be about 1% of the N^* production rate. No observation of the well known $\Delta(1232)$ peak in our channel is consistent with this expectation.

Quark model calculations predict the existence of $1/2^+$ and $3/2^+$ N^* resonances in the energy range from 2.0 to 2.1 GeV [7, 15, 16]. In the Particle Data Group compilation [1], only one $1/2^+$ $N^*(2100)$ is listed but with a low rating (one star rating). The observation of the clear $N^*(2065)$ peak in our data gives firm evidence for the existence of such resonance(s).

To estimate the mass and width of these resonance peaks, we use simple relativistic Breit-Wigner functions plus a smooth function to fit the data points of Fig. 6.

An example is the following

$$|A|^2 = |C_0 + C'_0 s_{\pi p}| + \sum_{i=1}^5 \frac{|C_i|}{(s_{\pi p} - M_i^2)^2 + M_i^2 \Gamma_i^2} \quad (1)$$

where $s_{\pi p} = M_{\pi p}^2$ is the invariant mass squared of the $p\pi$ system. Background is described with a constant and $s_{\pi p}$ linear term plus an additional Breit-Wigner at low energy to simulate the contribution from the nucleon pole term and the Λ and other backgrounds. All parameters are free. The fitted mass and width for the four N^* peaks are listed in Table I. The systematic error in the table is obtained from the variation of fit results when assuming other background functions or adding one more N^* resonance around 1.85 GeV or above 2.2 GeV in the fitting. The fit to the data is also shown in Fig. 6.

| Mass(MeV/ c^2) | Width(MeV/ c^2) |
|--------------------------|---------------------|
| $1358 \pm 6 \pm 16$ | $179 \pm 26 \pm 50$ |
| $1495 \pm 2 \pm 3$ | $87 \pm 7 \pm 10$ |
| $1674 \pm 3 \pm 4$ | $100 \pm 9 \pm 15$ |
| $2068 \pm 3^{+15}_{-40}$ | $165 \pm 14 \pm 40$ |

TABLE I: The fitted masses and widths for the four N^* peaks shown in Fig. 6.

Because we use a constant width for the Breit-Wigner (BW) formulae, the BW mass and width are very close to their corresponding pole positions. For the two well-known peaks at 1500 MeV and 1670 MeV, the former contains two well-established N^* resonances, the $N^*(1520)$ and $N^*(1535)$, while the latter contains more than two N^* resonances. Here we only use two effective BW functions to fit them.

In summary, the $J/\psi \rightarrow \bar{N}N\pi$ decay at BEPC provides an excellent place for studying the pure isospin 1/2 excited N^* resonances. Using 58 million J/ψ decays, more than 100 thousand events for $J/\psi \rightarrow p\pi^-\bar{n} + c.c.$ are obtained. The average branching ratio of these two channels is determined to be $(2.25 \pm 0.02 \pm 0.23) \times 10^{-3}$. In the $p\pi$ invariant mass, besides the two well known peaks around 1500 MeV and 1670 MeV, there are two new clear peaks. The one around 1360 MeV, which should be from $N^*(1440)$ MeV that is usually obscured by the strong Δ peak in πN and γN experiments, has a Breit-Wigner mass and width of $1358 \pm 6 \pm 16$ MeV and $179 \pm 26 \pm 50$ MeV; another N^* peak around 2065 MeV may be due to long sought “missing” N^* resonance(s) predicted by

many theoretical quark models [7] in this energy range. A simple Breit-Wigner fit gives its mass as $2068 \pm 3^{+15}_{-40}$ MeV/ c^2 and width as $165 \pm 14 \pm 40$ MeV/ c^2 . Its spin-parity quantum numbers should be $3/2^+$ or $1/2^+$ due to the near threshold centrifugal barrier suppression for the production of higher orbital angular momentum.

The BES collaboration thanks the staff of BEPC for their hard efforts, and D.V.Bugg, V.Burkert, H.C.Chiang, S.Dytman, H.T.S.Lee, M.Manley and P.N.Shen for useful discussions. This work is supported in part by the National Natural Science Foundation of China under contracts Nos. 19991480, 10225524, 10225525, the Chinese Academy of Sciences under contract No. KJ 95T-03, the 100 Talents Program of CAS under Contract Nos. U-11, U-24, U-25, and the Knowledge Innovation Project of CAS under Contract Nos. KJCX2-SW-N02, U-602(IHEP); by the National Natural Science Foundation of China under Contract No. 10175060 (USTC); and by the Department of Energy under Contract No. DE-FG03-94ER40833 (U Hawaii).

-
- [1] Particle Data Group, Phys. Rev. D66, 010001 (2002).
 - [2] Proceedings of the Workshop on the Physics of Excited Nucleons, (NSTAR2002) eds. S.A.Dytman and E.S.Swanson, World Scientific, 2003; (NSTAR2001) eds. D.Drechsel and L.Tiator, World Scientific, 2001.
 - [3] M. Ripani et al., Phys. Rev. Lett. 91, 022002 (2003); S. Stepanyan et al., Phys. Rev. Lett. 91, 252001 (2003).
 - [4] M.Q.Tran et al., Phys. Lett. B445, 20 (1998); C.Bennhold et al., Phys. Rev. C61, 012201 (2000).
 - [5] Y. Assafiri et al., Phys. Rev. Lett. 90, 222001 (2003).
 - [6] T. Nakano et al., Phys. Rev. Lett. 91, 012002 (2003).
 - [7] S.Capstick and W.Roberts, Prog. Part. Nucl. Phys. 45 S241 (2000).
 - [8] B.S.Zou, Nucl. Phys. A675, 167c (2000).
 - [9] J.Z.Bai et al.(BES Collaboration) Phys.Lett. B510 (2001) 75.
 - [10] J.Z.Bai et al. (BES Collaboration), Nucl. Instr. Meth. A344, 319 (1994).
 - [11] R. Sinha and S. Okubo, Phys. Rev. D30 (1984) 2333.
 - [12] W.H.Liang, P.N.Shen, B.S.Zou and A.Faessler, nucl-th/0404024, Euro. Phys. J. A. (2004) in press.
 - [13] M.Manley, talk at NSTAR2004, Grenoble, March 2004.
 - [14] T.P.Vrana, S.A.Dytman and T.S.H.Lee, Phys. Rep. 328 (2000) 181.
 - [15] N.Isgur and G.Karl, Phys. Rev. D19, 2653 (1979).
 - [16] S.Capstick and W. Roberts, Phys. Rev. D47, 1994 (1993).