

# Observation of $S=+1$ narrow resonances in the system $K_s^0 p$ from $p+C_3H_8$ collision at 10 GeV/c

P.Zh.Aslyan<sup>a,b</sup>, V.N.Emelyanenko<sup>a</sup>, G.G. Rikhhvitzkaya<sup>a</sup>

(a) *Joint Institute for Nuclear Research*

(b) *Yerevan State University*

† *E-mail: petros@spp.jinr.ru*

## Abstract

The 2m propane bubble chamber experimental data have been analyzed to search for an exotic baryon state, the  $\Theta^+$  -baryon, in a  $pK_s^0$  decay mode for the reaction  $p+C_3H_8$  at 10 GeV/c. The  $pK_s^0$  invariant mass spectrum shows resonant structures with  $M_{K_s^0 p}=1539.5\pm 7.4$ ,  $1612.5\pm 10.0$ ,  $1821.0\pm 11.0$  MeV/ $c^2$  and  $\Gamma_{K_s^0 p}=9.2\pm 1.8$ ,  $16.1\pm 4.1$ ,  $28.0\pm 9.4$  MeV/ $c^2$ . The maximal statistical significance of these peaks are estimated to be of  $5.5\sigma$ ,  $4.6\sigma$  and  $6.0\sigma$  respectively.

## 1 Introduction

Recent experimental efforts were largely motivated by Diakonov, Petrov and Polyakov [1] who studied antidecuplet baryons using the chiral soliton (Skyrme) models. The lightest member of the pentaquarks antidecuplet,  $\Theta^+(1530)$  -baryon predicted in [1], has positive strangeness, the mass of  $M=1530$  MeV/ $c^2$ ,  $1/2$  the spin and even parity. Jaffe and Wilczek have suggested an underlying quark model structure of this state [2]. There are other theoretical simulations which are predictions for this state [3, 4, 5]. The rotational states of the  $S=+1$   $\Theta^+$  baryons are shown in the paper David Akers[5]. Experimental evidence for  $\Theta^+(1530)$ -baryon with positive strangeness has come recently from several experimental groups (LEPS[6]), DIANA-ITEP [7], CLAS [8], SAPHIR [9], HERMES [10], SVD-2 experiment IHEP [11]. The reaction  $CC \rightarrow pK_s^0 + X$  with propane bubble chamber technique have observed a resonant structure in the  $pK_s^0$  invariant mass spectrum with  $\Theta^+(1532)$  [12].

## 2 Method

A reliable identification of the above mentioned resonance needs to use  $4\pi$ -detectors and high precision measurements of the sought objects. The 2 m propane bubble chamber is the most suitable instrument for this purpose [13, 14]. The experimental information of more than  $2 \cdot 350000$  stereo photographs are used to collected events with  $V^0$  strange particles. The fit of based on the program GEOFIT[15] is used to measure in the photographs the kinematics parameter of tracks -  $1/p$ ,  $tg\alpha$ ,  $\beta$ . The relative error for measuring momentum  $p$  and the average length  $L$  of charged particles is equal to:

$< \Delta p/p > = 2.1\%$ ,  $< L > = 12$  cm for stopping particles;

$< \Delta p/p > = 9.8\%$ ,  $< L > = 36$  cm for not stopping particles.

The mean values of measurement errors for the dip and azimuthal angles are relatively equal to  $< \Delta tg\alpha > = 0.0099 \pm 0.0002$  and  $< \Delta \beta > = 0.0052 \pm 0.0001$  (rad.).

The estimate of ionization, the peculiarities of the end track points of stopping particles (protons,  $\pi^\pm$ ,  $K^\pm$ ) permitted one to identify them. Protons could be to identify over the following momentum range  $0.150 \leq p \leq 0.900$  GeV/c. In the second momentum range  $p > 0.900$  GeV/c protons

couldn't be separated from other particles. Therefore, the experimental information has been analyzed similarly for two separate ranges.

## 2.1 Identification of $\Lambda$ and $K_s^0$

The events with  $V^0$  ( $\Lambda$  and  $K_s^0$ ) were identified using the following criteria [16, 17]:

1) two-prong stars from the photographs were selected according to  $\Lambda \rightarrow \pi^- + p$ , neutral  $K_s \rightarrow \pi^- + \pi^+$  and  $\gamma \rightarrow e^+ + e^-$  hypothesis ; 2) two-prong stars should have the effective mass of  $K_s^0$  and  $\Lambda$ ; 3) these  $V^0$  events are directed to some vertices (complanarity); 4) they should have one vertex, three - constraint fit the hypotheses with  $M_K$ ,  $M_\Lambda$  at  $\chi^2 < 12$  and a momentum limit of  $K_s^0$  and  $\Lambda$  greater than 0.1 and 0.2 GeV/c relatively; 5) The analysis shown [17] that the events with undivided  $\Lambda K_s^0$  were appropriated events as  $\Lambda$ .

Figures.1a,c and 1b,d show the effective mass distribution of  $\Lambda$  (8657-events),  $K^0$  (4122-events) particles and their  $\chi^2$  from kinematic fits, respectively, produced from the beam protons interacting with propane targets. The measured masses of these events have the following Gaussian distribution parameters  $\langle M(K_s) \rangle = 497.7 \pm 3.6$ , s.d. = 23.9 MeV/ $c^2$  and  $\langle M(\Lambda) \rangle = 1117.0 \pm 0.6$ , s.d. = 10.0 MeV/ $c^2$ . The masses of observed  $\Lambda$ ,  $K_s^0$  are consistent with their PDG values [18]. The effective mass of the  $\Theta^+ \rightarrow K^0 p$  system, like that of the  $\Lambda \rightarrow \pi^- p$  system, is measured to a precision of  $\langle \Delta M_{(K_s^0 p)} / M_{(K_s^0 p)} \rangle \approx 1.1\%$ . Then the effective mass resolution of  $K^0 p$  system was estimated to be the averages 0.6% for identified protons with a momentum  $0.150 \leq p \leq 0.900$  GeV/c.

The preliminary estimate of the experimental total cross sections for  $K_s^0$  production in the  $p^{12}C$  collisions at 10 GeV/c is equal to  $\sigma = 3.8 \pm 0.6$  mb.

## 3 $pK_s^0$ - spectrum analysis

### 3.1 $pK_s^0$ - spectrum for identified protons with a momentum of $0.350 \leq p_p \leq 0.900$ GeV/c

The  $pK_s^0$  effective mass distribution for 2300 combination is shown on Fig.2. The effective mass distribution of background was fitted by six-order polynomial. The solid curve is the sum of the background and 4 Breit-Wigner function. The total experimental background is obtained by the randomly mixing method of the angle between  $K_s^0$  and p for experimental events [21]. The background events were analyzed using the same experimental condition. The background for  $\bar{K}^0 p$  combinations is estimated with FRITIOF model [19, 20] and no more than 10 % is obtained.

The statistical significance for the fit on (Fig. 2) is calculated as  $NP / \sqrt{NB}$ , where NB is the number of counts in the background fit under the peak and NP is the number of counts in the peak. There are significant enhancements in 1539, 1612 and 1821 MeV/ $c^2$  mass regions. There are small peaks in 1480 and 1980 MeV/ $c^2$  mass regions.

### 3.2 $pK_s^0$ - spectrum for positively charged, relativistic tracks with a momentum of $0.9 \leq p_p \leq 1.7$ GeV/c

No obvious structure in this spectrum is seen on fig.3a. However there are negligible enhancements in 1515 and 1590 MeV/ $c^2$  mass regions. FRITIOF model shows that the average multiplicity in this range for: all positive tracks, protons and  $\pi^+$  are equal to 1.2, 0.4 and 0.8, respectively. The background for  $K_s^0 \pi^+$  and  $K_s^0 K^+$  combinations are equal to  $\approx 46.6\%$  and

4.4%, respectively. The contribution for  $\overline{K}^0 p$  combinations with FRITIOF model is equal to 7%. These observed peaks can be a reflection from resonances  $\Lambda(1520)$  and  $\Lambda(1700)$ . The  $(n\overline{K}^0)$  invariant mass spectra for events where  $\pi^+$ -meson in reactions  $p+c_3H_8 \rightarrow p\pi^+K_s^0nX$  was detected and its mass was substituted by neutron mass.

### 3.3 $pK_s^0$ - spectrum for positively charged tracks with a momentum of $p_p \geq 1.7$ GeV/c

The  $pK_s^0$  effective mass distribution with a momentum  $p_p \geq 1.7$  GeV/c(3500 combination) is shown on Fig.3b. The average multiplicity in this range for: all positive tracks, only protons and only  $\pi^+$  are equal to 1.3, 0.8 and 0.5, respectively. Therefore the background for  $K_s^0\pi^+$  and  $K_s^0K^+$  combinations are equal to  $\approx 20\%$  and  $5\%$ , respectively. The estimate of contribution for  $\overline{K}^0 p$  combinations with FRITIOF model is equal to 8%. There are significant enhancements in 1544, 1612 and 1805 MeV/ $c^2$  mass regions. There are also small peaks in 1487 and 1593 MeV/ $c^2$  mass regions.

### 3.4 The sum of $pK_s^0$ - spectrum for identified protons and positively charged tracks( $p_p \geq 1.7$ GeV/c)

The total effective mass distribution for  $pK_s^0$ (5554 combination) is shown on Fig.4. The distribution was fitted by six-order polynomial and 3 Breit-Wigner function. The total experimental background is obtained by the mixing method [21] with the same experimental condition. The background was fitted by six-order polynomial on fig.4(the dotted curve). The estimated background(model FRITIOF) from  $\overline{K}^0 p$ ,  $K_s^0\pi^+$  and  $K_s^0K^+$  combinations are equal to  $\approx 8.5\%$ ,  $13.1\%$  and  $3.1\%$ , respectively. There are significant enhancements in 1545, 1616 and 1811 MeV/ $c^2$  mass regions. There is a small peak in 2.0 GeV/ $c^2$  mass region.

## 4 Conclusion

The effective mass spectra  $K_s^0 p$  in collisions protons of a 10.0 GeV/c momentum with  $C_3H_8$  nuclei, have led to the discovery of the peaks presented below(Table 1). The table 1 are presented the width( $\Gamma$ ) and the effective mass resonances which are based the data from figure 2. The primary total cross section for  $\Theta^+(1539.5)$  production in  $pC_3H_8$ -interactions is estimated to be  $\approx 90\mu b$ .

Table 1.

Resonance system	M MeV/ $c^2$	$\Gamma_e$ MeV/ $c^2$ Experiment	$\Gamma$ MeV/ $c^2$	Maximal significances $N_{sd}$
$K_s^0 p$	1539.5 $\pm$ 7.4	18.2 $\pm$ 2.1	9.2 $\pm$ 1.8	5.5 $\pm$ 0.6
$K_s^0 p$	1612.5 $\pm$ 10.0	23.6 $\pm$ 6.0	16.1 $\pm$ 4.1	4.6 $\pm$ 0.5
$K_s^0 p$	1821.0 $\pm$ 11.0	35.9 $\pm$ 12.0	28.0 $\pm$ 9.4	6.0 $\pm$ 0.6

## 5 Acknowledgements

The authors are very much obliged to A.N. Sisakian, A.I.Malakhov, Yu.A. Panebratsev, H.A. Vartapetian and others for their support of this work.

We are also greatly indebted to our colleagues A.H.Khudaverdyan, A.S.Danagulian, V.I. Moroz, V.V. Uzhinskii and other colleagues for the assistance in data processing and fruitful discussions.

## References

- [1] D. Diakonov, V. Petrov, and M. Polyakov, Z. Phys. A 359 , 305 (1997).
- [2] R.L. Jaffe, SLAC-PUB-1774 Talk presented at th Topical Conf. on Baryon Resonances, Oxford, Eng., Jul 5-9, 1976;arXiv:hep-ph/0307341(2003).
- [3] M. Karliner and H.J. Lipkin, Phys. Lett. B, 575 , 249 (2003), arXiv:hep-ph/0307243;
- [4] C. Alt et al., 3. J.Ellis, M.Karliner,M.Praszalowich, hep-ph/0401127.
- [5] David Akers, arXiv.org:hep-ex/0310014.
- [6] LEPS Coll., T. Nakano et al., Phys. Rev. Lett. 91 , 012002 (2003); arXiv:hep-exp/0301020.
- [7] DIANA Coll., V. Barmin et al., Phys. At. Nucl., 66 , 1715-1718 (2003); arXiv:hep-exp/0304040.
- [8] CLAS Coll., V. Kubarovsky and S. Stepanyan, presented at the Conference on the Intersections of Particle and Nuclear Physics (CIPANP2003), New York, NY, USA, May 19-24, 2003, arXiv:hep-ex/0307088.
- [9] SAPHIR Coll., J. Barthet al., Phys. Lett., B 572 2004.
- [10] HERMES Coll., A. Airapetian et al., arXiv:hep-ex/0312044.
- [11] SVD-2 experiment IHEP, A.Aleev et al.,arXiv:hep-ex/0401024 v5, (2004).
- [12] A.A.Kuznetsov, R.Togoo et al., Communication of the Institute of Physics and Technology, Ulaanbaator, N02-04.
- [13] M.Balandin et al., Nucl.Instr. and Meth.,1963,20.p.110.
- [14] A.I. Bondarenko et al., JINR Commun.,Dubna,P1-98-292,1998.
- [15] N.F.Markova, et al., JINR Commun., P10-3768,1968.
- [16] G.N.Agakashiev et. al., Yad. Fiz.,1986,43(2),p.366,373.
- [17] E.N.Kladnitskaya , K.J.Jovchev , P1-86-166 JINR, S.G. Arakelian et al., JINR Commun., 1-82-683, 1982.
- [18] Particle Data Group, K. Hagiwara et al., Phys. Rev. D. 66,010001 (2002).
- [19] FRITIOF, H. Pi, Comput. Phys.Commun. 71(1992)173
- [20] A.S.Galoian et al., JINR Commun., P1-2002-54, 2002.
- [21] Yu. A. Troyan at al., JINR Rapid Comm., 1995, N6(74),p209.

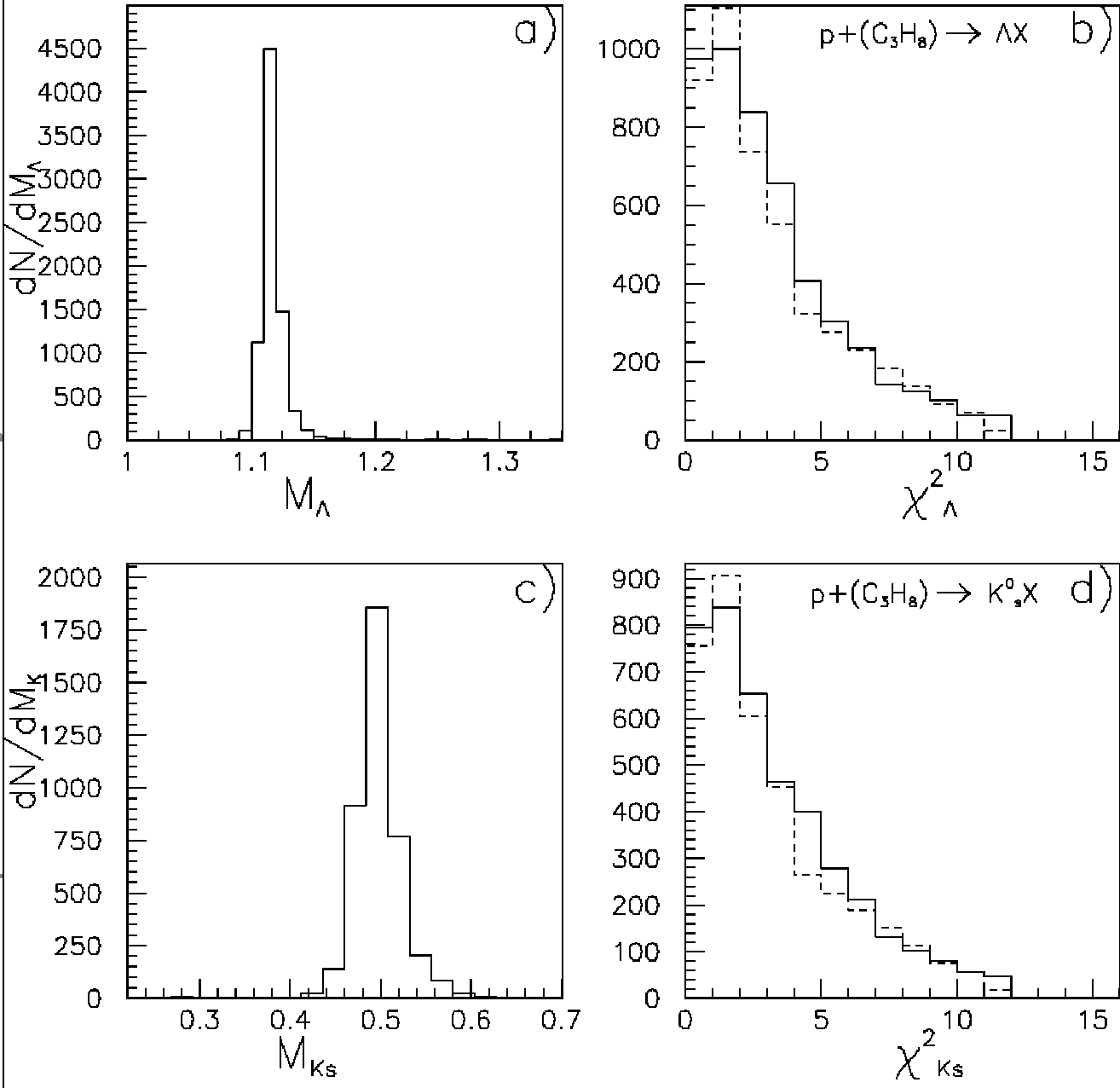
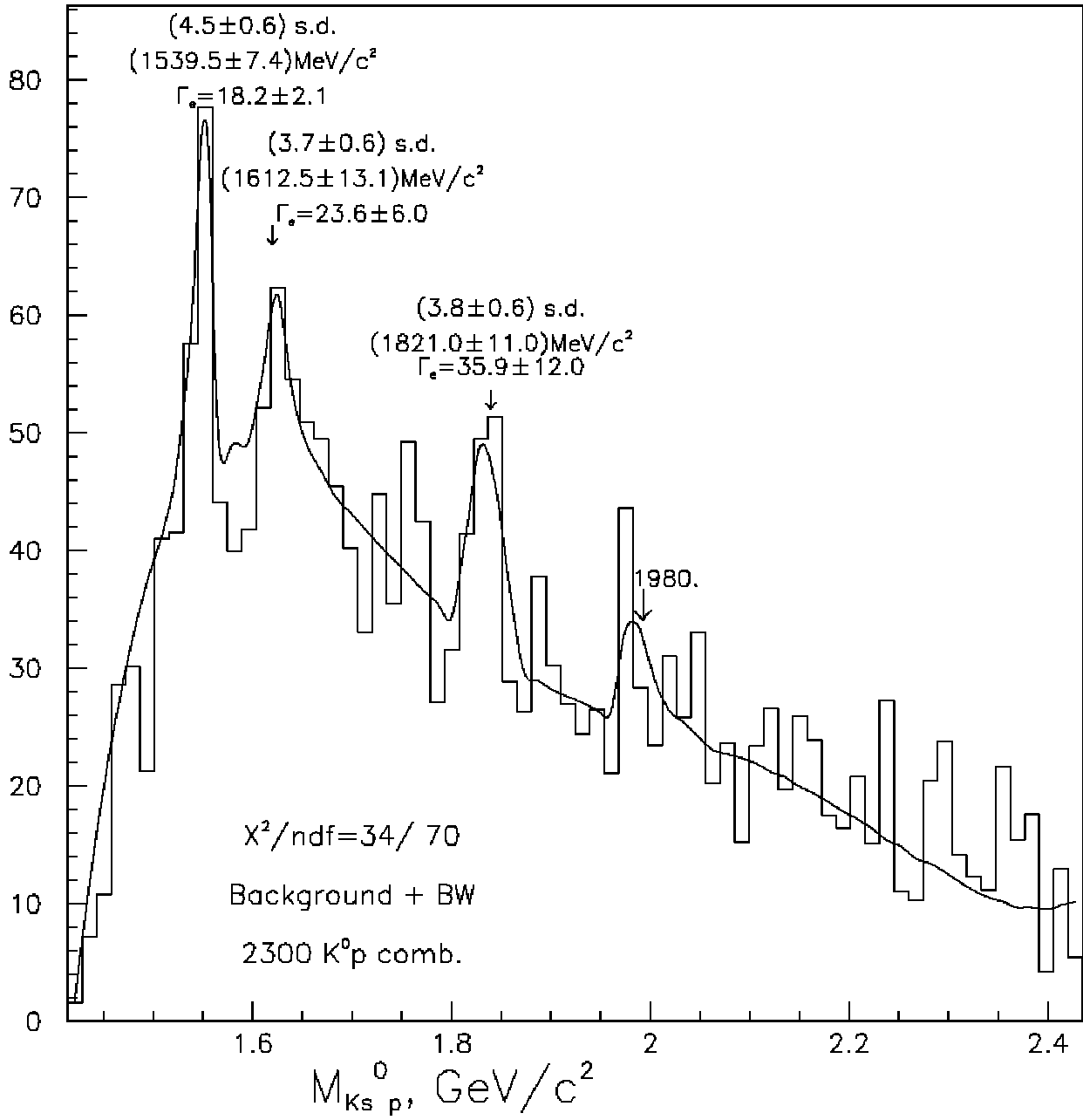


Figure 1: The distribution of experimental  $V^0$  events produced from interactions of beam protons with propane: a) for the effective mass of  $M_\Lambda$ ; b) for  $\chi^2_\Lambda(1V - 3C)$  of the fits via the decay mode  $\Lambda \rightarrow \pi^- + p$ ; c) for the effective mass of  $M_{K_s^0}$ ; d) for  $\chi^2_{K_s^0}(1V - 3C)$  of the fits via decay mode  $K_s^0 \rightarrow \pi^- + \pi^+$ . The expected functional form for  $\chi^2$  is depicted the dotted histogram.



The  $(pK_s^0)$  invariant mass spectrum with a momentum of  $0.350 \leq p_p \leq 0.900 \text{ GeV}/c$  for identified protons in the reaction  $p + C_3H_8 \rightarrow pK_s^0 + X$ . The solid curve is the sum of the experimental background and 4 Breit-Wigner form resonance curves. The experimental background curve is obtained by the mixing method for experimental events[20] and approximated by six-order polynomial.

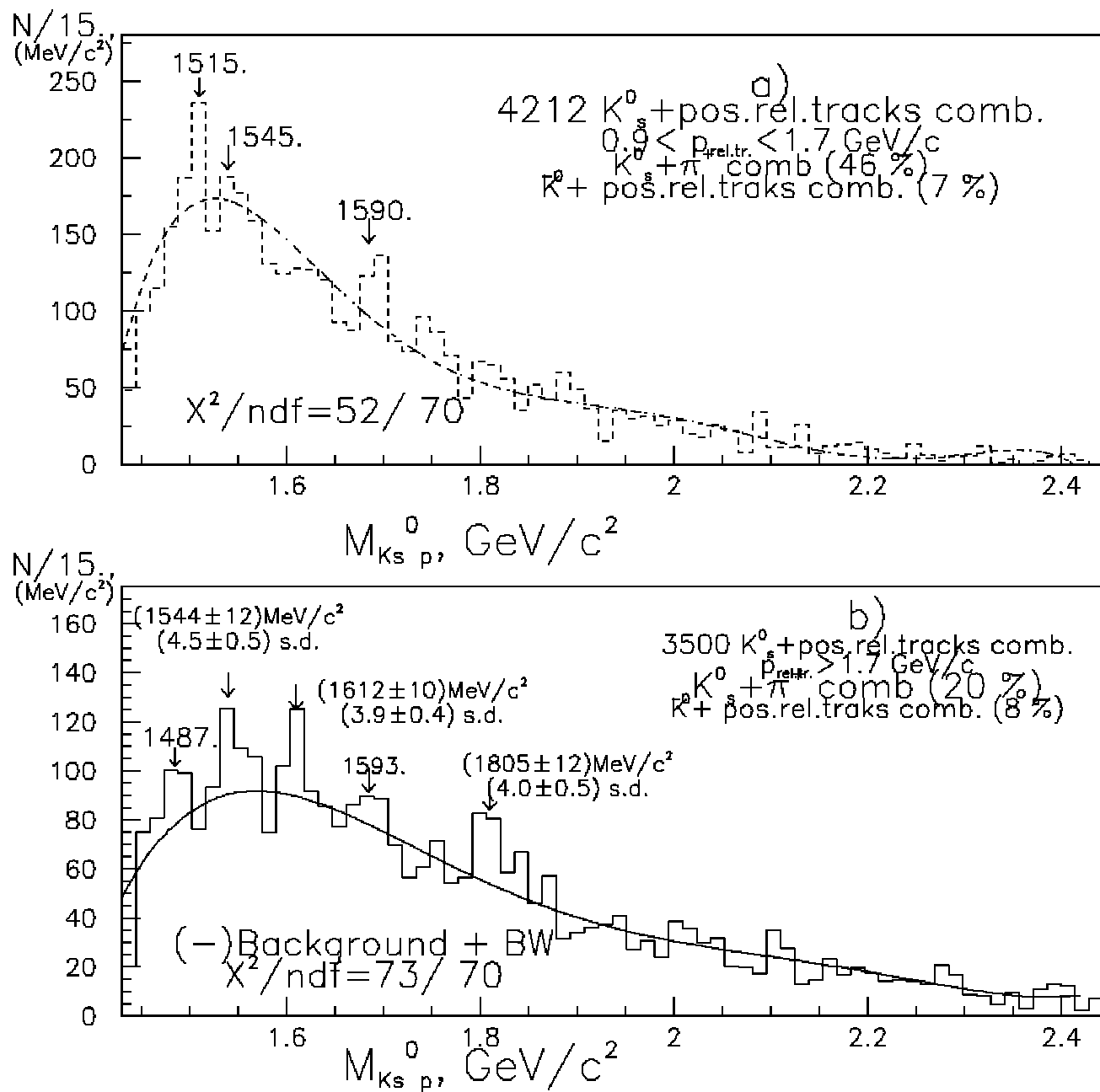


Figure 3. The  $(pK_s^0)$  invariant mass spectrum in the reaction  $pC_3H_8 \rightarrow pK_s^0 + X$ , where protons were selected as positively charged tracks with the cuts of a momentum: a)  $0.9 \leq p \leq 1.7 \text{ GeV}/c$  and b)  $p > 1.7 \text{ GeV}/c$ . The dotted distribution was fitted by six-order polynomial (fig. 3a). The solid curve is the experimental background taken in the form of four-order polynomial (fig. 3b).

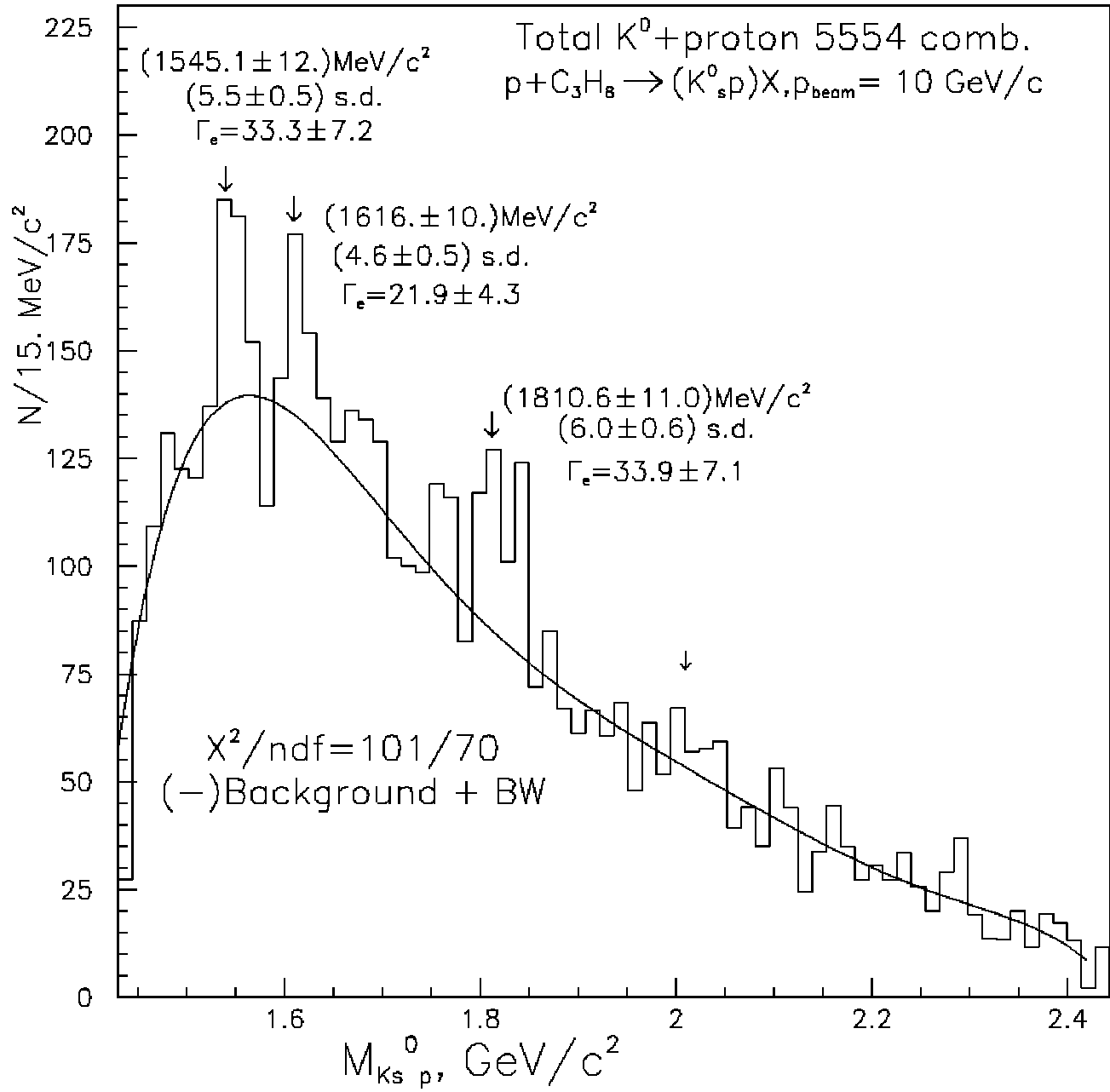


Figure 4. The sum of the effective mass distribution of  $K_s^0 p$ - combination for protons with a momentum:  $0.350 \leq p \leq 0.9 \text{ GeV}/c^2$  and  $p \geq 1.7 \text{ GeV}/c^2$ . The curve is the experimental background by the mixing method[20] taken in the form of six-order polynomial.