



Observation of Large CP Violation and Evidence for Direct CP Violation in $B^0 \rightarrow \pi^+ \pi^-$ Decays

K. Abe,⁵ K. Abe,³⁸ N. Abe,⁴¹ T. Abe,⁵ I. Adachi,⁵ H. Aihara,⁴⁰ K. Akai,⁵ M. Akatsu,¹⁸ M. Akemoto,⁵ Y. Asano,⁴⁵ T. Aso,⁴⁴ V. Aulchenko,¹ T. Aushev,⁹ A. M. Bakich,³⁵ Y. Ban,²⁸ S. Banerjee,³⁶ A. Bay,¹⁴ I. Bedny,¹ I. Bizjak,¹⁰ A. Bondar,¹ A. Bozek,²² M. Bračko,^{16,10} T. E. Browder,⁴ Y. Chao,²¹ K.-F. Chen,²¹ B. G. Cheon,³⁴ R. Chistov,⁹ S.-K. Choi,⁴⁹ Y. Choi,³⁴ A. Chuvikov,²⁹ S. Cole,³⁵ M. Danilov,⁹ J. Dragic,¹⁷ A. Drutskoy,⁹ S. Eidelman,¹ V. Eiges,⁹ Y. Enari,¹⁸ D. Epifanov,¹ J. Flanagan,⁵ K. Furukawa,⁵ N. Gabyshev,⁵ A. Garmash,²⁹ T. Gershon,⁵ B. Golob,^{15,10} J. Haba,⁵ K. Hara,²⁶ N. C. Hastings,⁵ H. Hayashii,¹⁹ M. Hazumi,⁵ L. Hinz,¹⁴ T. Hokuue,¹⁸ Y. Hoshi,³⁸ W.-S. Hou,²¹ Y. B. Hsiung,^{21,*} H.-C. Huang,²¹ T. Iijima,¹⁸ H. Ikeda,⁵ K. Inami,¹⁸ A. Ishikawa,⁵ H. Ishino,⁴¹ R. Itoh,⁵ H. Iwasaki,⁵ M. Iwasaki,⁴⁰ Y. Iwasaki,⁵ H. Kakuno,⁴¹ T. Kamitani,⁵ J. H. Kang,⁴⁸ J. S. Kang,¹² P. Kapusta,²² S. U. Kataoka,¹⁹ N. Katayama,⁵ H. Kawai,² T. Kawasaki,²⁴ A. Kibayashi,⁴¹ H. Kichimi,⁵ E. Kikutani,⁵ H. J. Kim,⁴⁸ J. H. Kim,³⁴ S. K. Kim,³³ K. Kinoshita,⁵⁰ P. Koppenburg,⁵ S. Korpar,^{16,10} P. Križan,^{15,10} P. Krokovny,¹ S. Kumar,²⁷ A. Kuzmin,¹ Y.-J. Kwon,⁴⁸ J. S. Lange,^{3,30} G. Leder,⁸ S. H. Lee,³³ Y.-J. Lee,²¹ T. Lesiak,²² J. Li,³² A. Limosani,¹⁷ S.-W. Lin,²¹ D. Liventsev,⁹ J. MacNaughton,⁸ F. Mandl,⁸ D. Marlow,²⁹ H. Matsumoto,²⁴ T. Matsumoto,⁴² A. Matyja,²² S. Michizono,⁵ T. Mimashi,⁵ W. Mitaroff,⁸ K. Miyabayashi,¹⁹ H. Miyake,²⁶ H. Miyata,²⁴ D. Mohapatra,⁴⁶ G. R. Moloney,¹⁷ A. Murakami,³¹ T. Nagamine,³⁹ Y. Nagasaka,⁶ T. Nakadaira,⁴⁰ T. T. Nakamura,⁵ E. Nakano,²⁵ M. Nakao,⁵ H. Nakazawa,⁵ Z. Natkaniec,²² K. Neichi,³⁸ S. Nishida,⁵ O. Nitoh,⁴³ S. Noguchi,¹⁹ T. Nozaki,⁵ S. Ogawa,³⁷ Y. Ogawa,⁵ K. Ohmi,⁵ T. Ohshima,¹⁸ N. Ohuchi,⁵ K. Oide,⁵ T. Okabe,¹⁸ S. Okuno,¹¹ S. L. Olsen,⁴ W. Ostrowicz,²² H. Ozaki,⁵ P. Pakhlov,⁹ H. Palka,²² C. W. Park,¹² H. Park,¹³ N. Parslow,³⁵ L. E. Piilonen,⁴⁶ N. Root,¹ M. Rozanska,²² H. Sagawa,⁵ Y. Sakai,⁵ O. Schneider,¹⁴ J. Schümann,²¹ C. Schwanda,⁸ A. J. Schwartz,⁵⁰ S. Semenov,⁹ K. Senyo,¹⁸ H. Shibuya,³⁷ T. Shidara,⁵ B. Shwartz,¹ V. Sidorov,¹ J. B. Singh,²⁷ N. Soni,²⁷ R. Stamen,⁵ S. Stanič,^{45,†} M. Starič,¹⁰ R. Sugahara,⁵ K. Sumisawa,²⁶ T. Sumiyoshi,⁴² K. Suzuki,⁵ S. Suzuki,⁴⁷ O. Tajima,³⁹ F. Takasaki,⁵ K. Tamai,⁵ N. Tamura,²⁴ M. Tanaka,⁵ M. Tawada,⁵ Y. Teramoto,²⁵ T. Tomura,⁴⁰ T. Tsuboyama,⁵ T. Tsukamoto,⁵ S. Uehara,⁵ T. Uglov,⁹ K. Ueno,²¹ Y. Unno,² S. Uno,⁵ G. Varner,⁴ K. E. Varvell,³⁵ C. C. Wang,²¹ C. H. Wang,²⁰ M.-Z. Wang,²¹ Y. Watanabe,⁴¹ B. D. Yabsley,⁴⁶ Y. Yamada,⁵ A. Yamaguchi,³⁹ Y. Yamashita,²³ M. Yamauchi,⁵ H. Yanai,²⁴ Heyoung Yang,³³ J. Ying,²⁸ M. Yokoyama,⁴⁰ M. Yoshida,⁵ Y. Yusa,³⁹ C. C. Zhang,⁷ Z. P. Zhang,³² T. Ziegler,²⁹ D. Žontar,^{15,10} and D. Zürcher¹⁴

(The Belle Collaboration)

¹*Budker Institute of Nuclear Physics, Novosibirsk*

- ²*Chiba University, Chiba*
- ³*University of Frankfurt, Frankfurt*
- ⁴*University of Hawaii, Honolulu, Hawaii 96822*
- ⁵*High Energy Accelerator Research Organization (KEK), Tsukuba*
- ⁶*Hiroshima Institute of Technology, Hiroshima*
- ⁷*Institute of High Energy Physics, Chinese Academy of Sciences, Beijing*
- ⁸*Institute of High Energy Physics, Vienna*
- ⁹*Institute for Theoretical and Experimental Physics, Moscow*
- ¹⁰*J. Stefan Institute, Ljubljana*
- ¹¹*Kanagawa University, Yokohama*
- ¹²*Korea University, Seoul*
- ¹³*Kyungpook National University, Taegu*
- ¹⁴*Swiss Federal Institute of Technology of Lausanne, EPFL, Lausanne*
- ¹⁵*University of Ljubljana, Ljubljana*
- ¹⁶*University of Maribor, Maribor*
- ¹⁷*University of Melbourne, Victoria*
- ¹⁸*Nagoya University, Nagoya*
- ¹⁹*Nara Women's University, Nara*
- ²⁰*National United University, Miao Li*
- ²¹*Department of Physics, National Taiwan University, Taipei*
- ²²*H. Niewodniczanski Institute of Nuclear Physics, Krakow*
- ²³*Nihon Dental College, Niigata*
- ²⁴*Niigata University, Niigata*
- ²⁵*Osaka City University, Osaka*
- ²⁶*Osaka University, Osaka*
- ²⁷*Panjab University, Chandigarh*
- ²⁸*Peking University, Beijing*
- ²⁹*Princeton University, Princeton, New Jersey 08545*
- ³⁰*RIKEN BNL Research Center, Upton, New York 11973*
- ³¹*Saga University, Saga*
- ³²*University of Science and Technology of China, Hefei*
- ³³*Seoul National University, Seoul*
- ³⁴*Sungkyunkwan University, Suwon*
- ³⁵*University of Sydney, Sydney NSW*
- ³⁶*Tata Institute of Fundamental Research, Bombay*
- ³⁷*Toho University, Funabashi*
- ³⁸*Tohoku Gakuin University, Tagajo*
- ³⁹*Tohoku University, Sendai*
- ⁴⁰*Department of Physics, University of Tokyo, Tokyo*
- ⁴¹*Tokyo Institute of Technology, Tokyo*
- ⁴²*Tokyo Metropolitan University, Tokyo*
- ⁴³*Tokyo University of Agriculture and Technology, Tokyo*
- ⁴⁴*Toyama National College of Maritime Technology, Toyama*
- ⁴⁵*University of Tsukuba, Tsukuba*
- ⁴⁶*Virginia Polytechnic Institute and State University, Blacksburg, Virginia 24061*
- ⁴⁷*Yokkaichi University, Yokkaichi*
- ⁴⁸*Yonsei University, Seoul*

⁴⁹*Gyeongsang National University, Chinju*
⁵⁰*University of Cincinnati, Cincinnati, Ohio 45221*
(Dated: December 2, 2024)

Abstract

We report the first observation of CP -violating asymmetries in $B^0 \rightarrow \pi^+\pi^-$ decays based on a 140 fb^{-1} data sample collected at the $\Upsilon(4S)$ resonance with the Belle detector at the KEKB asymmetric-energy e^+e^- collider. We reconstruct one neutral B meson as a $B^0 \rightarrow \pi^+\pi^-$ CP eigenstate and identify the flavor of the accompanying B meson from its decay products. We apply an unbinned maximum likelihood fit to the distribution of the time intervals between the two B meson decay points. The fit yields the CP -violating asymmetry amplitudes $\mathcal{A}_{\pi\pi} = +0.58 \pm 0.15(\text{stat}) \pm 0.07(\text{syst})$ and $\mathcal{S}_{\pi\pi} = -1.00 \pm 0.21(\text{stat}) \pm 0.07(\text{syst})$. We rule out the CP -conserving case, $\mathcal{A}_{\pi\pi} = \mathcal{S}_{\pi\pi} = 0$, at a level of 5.2 standard deviations. We also find evidence for direct CP violation with a significance at or greater than 3.2 standard deviations for any $\mathcal{S}_{\pi\pi}$ value.

PACS numbers: 11.30.Er, 12.15.Hh, 13.25.Hw

*on leave from Fermi National Accelerator Laboratory, Batavia, Illinois 60510

†on leave from Nova Gorica Polytechnic, Nova Gorica

In the standard model (SM) of elementary particles, CP violation arises from the Kobayashi-Maskawa (KM) phase [1] in the weak interaction quark-mixing matrix. In particular, the SM predicts CP asymmetries in the time-dependent rates for B^0 and \bar{B}^0 decays to a common CP eigenstate [2]. Recent measurements by the Belle [3] and BaBar [4] collaborations of $B^0 \rightarrow J/\psi K_S^0$ [5] and related modes yield large time-dependent CP -violating asymmetries that are consistent with KM expectations. These decays occur via $b \rightarrow c\bar{c}s$ transitions, and the measurements determine the CP -violating parameter $\sin 2\phi_1$. Comparison between SM expectations and measurements in various CP eigenstates is important to test the KM model. The $B^0 \rightarrow \pi^+\pi^-$ decay, which is dominated by the $b \rightarrow u\bar{u}d$ transition, is of particular interest, and is sensitive to the CP -violating parameter ϕ_2 . Direct CP violation may also occur in this decay because of interference between the $b \rightarrow u$ tree (T) and $b \rightarrow d$ penguin (P) amplitudes [6].

In the decay chain $\Upsilon(4S) \rightarrow B^0\bar{B}^0 \rightarrow (\pi^+\pi^-)f_{\text{tag}}$, where one of the B mesons decays at time $t_{\pi\pi}$ to the CP eigenstate $\pi^+\pi^-$ and the other decays at time t_{tag} to a final state f_{tag} that distinguishes between B^0 and \bar{B}^0 , the decay rate has a time dependence given by [2]

$$\mathcal{P}_{\pi\pi}(\Delta t) = \frac{e^{-|\Delta t|/\tau_{B^0}}}{4\tau_{B^0}} [1 + q \cdot \{\mathcal{S}_{\pi\pi} \sin(\Delta m_d \Delta t) + \mathcal{A}_{\pi\pi} \cos(\Delta m_d \Delta t)\}], \quad (1)$$

where τ_{B^0} is the B^0 lifetime, Δm_d is the mass difference between the two B^0 mass eigenstates, $\Delta t = t_{\pi\pi} - t_{\text{tag}}$, and the b -flavor charge $q = +1$ (-1) when the tagging B meson is a B^0 (\bar{B}^0). $\mathcal{S}_{\pi\pi}$ and $\mathcal{A}_{\pi\pi}$ are mixing-induced and direct CP -violating parameters, respectively.

Belle's previous results for $B^0 \rightarrow \pi^+\pi^-$ [7], based on a 78 fb^{-1} data sample ($85 \times 10^6 B\bar{B}$ pairs), suggested large direct CP asymmetry and/or mixing-induced asymmetry while the result by the BaBar collaboration based on a sample of $88 \times 10^6 B\bar{B}$ pairs did not [8]. In this Letter, we report a new measurement with an improved analysis that incorporates an additional 62 fb^{-1} for a total of 140 fb^{-1} ($152 \times 10^6 B\bar{B}$ pairs) that confirms Belle's previous results with much greater significance.

The data were collected with the Belle detector at the KEKB asymmetric-energy e^+e^- collider [9], which collides $8.0 \text{ GeV } e^-$ and $3.5 \text{ GeV } e^+$ beams. The $\Upsilon(4S)$ is produced with a Lorentz boost of $\beta\gamma = 0.425$ nearly along the electron beamline (z). Since the B^0 and \bar{B}^0 mesons are approximately at rest in the $\Upsilon(4S)$ center-of-mass system (cms), Δt can be determined from Δz , the displacement in z between the $\pi^+\pi^-$ and f_{tag} decay vertices: $\Delta t \simeq (z_{\pi\pi} - z_{\text{tag}})/\beta\gamma c \equiv \Delta z/\beta\gamma c$.

The Belle detector [10] is a large-solid-angle general purpose spectrometer that consists of a silicon vertex detector (SVD), a central drift chamber (CDC), an array of aerogel threshold Čerenkov counters (ACC), time-of-flight scintillation counters, and an electromagnetic calorimeter comprised of CsI(Tl) crystals located inside a superconducting solenoid coil that provides a 1.5 T magnetic field. An iron flux return located outside of the coil is instrumented to detect K_L^0 mesons and identify muons.

For the reconstruction of $B^0 \rightarrow \pi^+\pi^-$ candidates, we use oppositely charged track pairs that are positively identified as pions according to the combined information from the ACC and the CDC dE/dx measurements. For tracks in the momentum range that covers the $B^0 \rightarrow \pi^+\pi^-$ signal, the pion efficiency is 91% and 10.4% of kaons are misidentified as pions.

Candidate B mesons are reconstructed using the energy difference $\Delta E \equiv E_B^{\text{cms}} - E_{\text{beam}}^{\text{cms}}$ and the beam-energy constrained mass $M_{\text{bc}} \equiv \sqrt{(E_{\text{beam}}^{\text{cms}})^2 - (p_B^{\text{cms}})^2}$, where $E_{\text{beam}}^{\text{cms}}$ is the cms beam energy, and E_B^{cms} and p_B^{cms} are the cms energy and momentum of the B candidate. The

signal region is defined as $5.271 \text{ GeV}/c^2 < M_{bc} < 5.287 \text{ GeV}/c^2$ and $|\Delta E| < 0.064 \text{ GeV}$, corresponding to $\pm 3\sigma$ from the central values. In order to suppress the $e^+e^- \rightarrow q\bar{q}$ continuum background ($q = u, d, s, c$), we form signal and background likelihood functions, \mathcal{L}_S and \mathcal{L}_{BG} , from the event topology. Previously, we used modified Fox-Wolfram moments [11]. Here we extend this idea by taking into account additional information that distinguishes $B\bar{B}$ from continuum events in the likelihood functions [12]. As before, we use the cms B flight direction θ_B with respect to the z axis. We determine \mathcal{L}_S by the product of the Fisher discriminant and θ_B likelihoods from a GEANT-based Monte Carlo (MC) simulation, and \mathcal{L}_{BG} from a sideband region in M_{bc} and/or ΔE . We reduce the continuum background by imposing requirements on the likelihood ratio $LR = \mathcal{L}_S/(\mathcal{L}_S + \mathcal{L}_{BG})$ for candidate events.

The flavor of the accompanying B meson is identified from inclusive properties of particles that are not associated with the reconstructed $B^0 \rightarrow \pi^+\pi^-$ decay. We use the same method and values that were used for the Belle $\sin 2\phi_1$ measurement [13]. We use two parameters, q and r , to represent the tagging information. The first, q , is the B -meson flavor as defined in Eq. (1). The parameter r is an event-by-event, MC-determined flavor-tagging dilution factor that ranges from $r = 0$ for no flavor discrimination to $r = 1$ for unambiguous flavor assignment. It is used only to sort data into six r intervals (boundaries at 0.25, 0.5, 0.625, 0.75, and 0.875). The wrong tag fractions for the six r intervals, w_l ($l = 1, 6$), and differences between B^0 and \bar{B}^0 decays, Δw_l , are determined from data.

The vertex reconstruction algorithm is the same as that used for the $\sin 2\phi_1$ analysis [13]. The vertex positions for the $\pi^+\pi^-$ and f_{tag} decays are reconstructed using tracks with associated SVD hits. The f_{tag} vertex is determined from all well-reconstructed tracks, excluding the $B^0 \rightarrow \pi^+\pi^-$ tracks and tracks that form a K_S^0 candidate.

We optimize the expected sensitivity by using the improved likelihood ratio LR . We require $LR > 0.86$ for all r intervals. We include additional candidate events with lower signal likelihood ratio cuts (0.50, 0.45, 0.45, 0.45, 0.45, and 0.20) for different r intervals since the separation of continuum background from the B signal varies with r ; we accept candidate events from twelve distinct regions in the LR - r plane.

Figure 1 shows the ΔE distribution for the $B^0 \rightarrow \pi^+\pi^-$ candidates that are in the M_{bc} signal region with $LR > 0.86$ after flavor tagging and vertex reconstruction. In the M_{bc} and ΔE signal region, we find 483 candidates with $LR > 0.86$ and 1046 candidates with $LR \leq 0.86$. In the previous publication [7], we extracted the $B^0 \rightarrow \pi^+\pi^-$ signal yield from a binned fit to the ΔE distribution; in this analysis the $B^0 \rightarrow \pi^+\pi^-$ signal yield for $LR > 0.86$ is determined from an unbinned two-dimensional maximum likelihood fit to the M_{bc} - ΔE distribution ($5.20 \text{ GeV}/c^2 < M_{bc} < 5.30 \text{ GeV}/c^2$ and $-0.3 \text{ GeV} < \Delta E < 0.5 \text{ GeV}$) with a Gaussian signal function plus contributions from misidentified $B^0 \rightarrow K^+\pi^-$ events, three-body B -decays, and continuum background. The two-dimensional fitting technique reduces the uncertainty in the signal fraction. The fit yields 232_{-19}^{+20} $\pi^+\pi^-$ events and 82_{-13}^{+14} $K^+\pi^-$ events in the signal region. The errors do not include systematic uncertainties unless otherwise stated. Extrapolating from the size of the continuum background in this fit, we expect 169 continuum events in the signal region. For $LR \leq 0.86$, we fix the level of the $\pi^+\pi^-$ signal by scaling the yield for $LR > 0.86$ by a factor determined from MC. The ratio of the $K^+\pi^-$ background to the $\pi^+\pi^-$ signal is fixed to the value (0.354 ± 0.064) measured with the $LR > 0.86$ sample. We obtain 141 ± 12 $\pi^+\pi^-$ events and 50 ± 8 $K^+\pi^-$ events in the signal region. The number of the continuum events in the signal region for $LR \leq 0.86$ is also determined by scaling the yield for $LR > 0.86$ by a factor obtained from the sideband, and 855 continuum events are expected. The contribution from three-body B -decays is

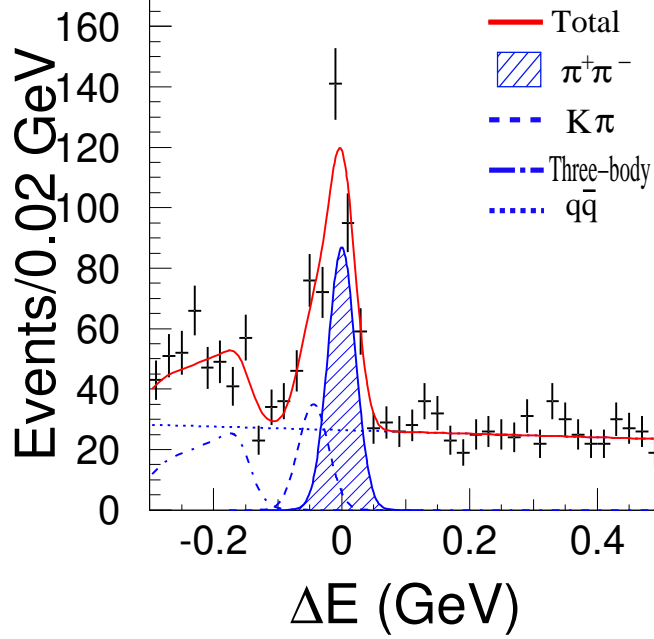


FIG. 1: ΔE distribution in the M_{bc} signal region for $B^0 \rightarrow \pi^+\pi^-$ candidates with $LR > 0.86$. The sum of the signal and background functions is shown as a solid curve. The hatched area represents the $\pi^+\pi^-$ signal, the dashed curve represents the $K^+\pi^-$ background, the dotted curve represents the continuum background, and the dot-dashed curve represents the charmless three-body B decay background.

negligibly small in the signal region.

The proper-time interval resolution function $R_{\pi\pi}$ for $B^0 \rightarrow \pi^+\pi^-$ signal events is formed by convolving four components: the detector resolutions for $z_{\pi\pi}$ and z_{tag} , the shift in the z_{tag} vertex position due to secondary tracks originating from charmed particle decays, and the smearing due to the kinematic approximation used to convert Δz to Δt . We use the same parameters as those used for the $\sin 2\phi_1$ measurement [13]. We assume $R_{\pi\pi} = R_{K\pi}$ and denote them collectively as R_{sig} .

$\mathcal{A}_{\pi\pi}$ and $\mathcal{S}_{\pi\pi}$ are obtained from an unbinned maximum likelihood fit to the observed proper-time distribution. The probability density function (PDF) for $B^0 \rightarrow \pi^+\pi^-$ signal events ($\mathcal{P}_{\pi\pi}^q$) is given by Eq.(1) modified to incorporate the effect of incorrect flavor assignment. The PDF for $B^0 \rightarrow K^+\pi^-$ background events is $\mathcal{P}_{K\pi}^q(\Delta t, w_l, \Delta w_l) = \frac{1}{4\tau_{B^0}} e^{-|\Delta t|/\tau_{B^0}} \{1 - q\Delta w_l + q \cdot (1 - 2w_l) \cdot \mathcal{A}_{K\pi} \cdot \cos(\Delta m_d \Delta t)\}$, where we use $\mathcal{A}_{K\pi} = 0$ as a default. The systematic error from a possible non-zero value for $\mathcal{A}_{K\pi}$ is determined by varying $\mathcal{A}_{K\pi}$ by the error obtained from fits to the self-tagged $B^0 \rightarrow K^+\pi^-$ sample. The PDF for continuum background events is $\mathcal{P}_{q\bar{q}}(\Delta t) = (1 + q \cdot \mathcal{A}_{\text{bkg}}) \{ \frac{f_\tau}{2\tau_{\text{bkg}}} e^{-|\Delta t|/\tau_{\text{bkg}}} + (1 - f_\tau) \delta(\Delta t) \} / 2$, where f_τ is the fraction of the background with effective lifetime τ_{bkg} and δ is the Dirac delta function. We use $\mathcal{A}_{\text{bkg}} = 0$ as a default. A fit to sideband events yields $\mathcal{A}_{\text{bkg}} = 0.010 \pm 0.005$. This uncertainty is included in the systematic error for $\mathcal{A}_{\pi\pi}$ and $\mathcal{S}_{\pi\pi}$. All parameters of

$\mathcal{P}_{q\bar{q}}(\Delta t)$ and $R_{q\bar{q}}$ are determined from the events in the sideband region.

We define the likelihood value for each (i th) event as a function of $\mathcal{A}_{\pi\pi}$ and $\mathcal{S}_{\pi\pi}$:

$$P_i = (1 - f_{ol}) \int_{-\infty}^{+\infty} [\{f_{\pi\pi}^m \mathcal{P}_{\pi\pi}^q(\Delta t', w_l; \mathcal{A}_{\pi\pi}, \mathcal{S}_{\pi\pi}) + f_{K\pi}^m \mathcal{P}_{K\pi}^q(\Delta t', w_l)\} \cdot R_{sig}(\Delta t_i - \Delta t') + f_{q\bar{q}}^m \mathcal{P}_{q\bar{q}}(\Delta t') \cdot R_{q\bar{q}}(\Delta t_i - \Delta t')] d\Delta t' + f_{ol} \mathcal{P}_{ol}(\Delta t_i). \quad (2)$$

Here the probability functions f_k^m ($k = \pi\pi, K\pi$ or $q\bar{q}$) are determined on an event-by-event basis as functions of ΔE and M_{bc} for each LR - r interval ($m = 1, 12$). In f_k^m ($k = \pi\pi$ and $K\pi$), the distributions of ΔE and M_{bc} for the $B^0 \rightarrow \pi^+\pi^-$ signal shape function and $B^0 \rightarrow K^+\pi^-$ background shape function are fit with Gaussian functions. For the continuum background shape function in $f_{q\bar{q}}^m$, the distributions of ΔE and M_{bc} are fit with m -dependent linear functions and the ARGUS background function [14], respectively. The small number of signal and background events that have large values of Δt are accommodated by the outlier PDF, \mathcal{P}_{ol} , with fractional area f_{ol} . In the fit, $\mathcal{S}_{\pi\pi}$ and $\mathcal{A}_{\pi\pi}$ are the only free parameters determined by maximizing the likelihood function $\mathcal{L} = \prod_i P_i$, where the product is over all $B^0 \rightarrow \pi^+\pi^-$ candidates.

The unbinned maximum likelihood fit to the 1529 $B^0 \rightarrow \pi^+\pi^-$ candidates (801 B^0 - and 728 \overline{B}^0 -tags), containing 372_{-31}^{+32} $\pi^+\pi^-$ signal events, yields $\mathcal{A}_{\pi\pi} = +0.58 \pm 0.15(\text{stat}) \pm 0.07(\text{syst})$ and $\mathcal{S}_{\pi\pi} = -1.00 \pm 0.21(\text{stat}) \pm 0.07(\text{syst})$. The correlation between $\mathcal{A}_{\pi\pi}$ and $\mathcal{S}_{\pi\pi}$ is 0.286. As in our previous publication [7], we quote the rms values of the $\mathcal{A}_{\pi\pi}$ and $\mathcal{S}_{\pi\pi}$ distributions of the MC pseudo-experiments as the statistical errors of our measurement [15]. The usual fit errors from the likelihood functions, called the MINOS errors in the previous publication [7], are $_{-0.16}^{+0.15}$ and $_{-0.20}^{+0.22}$ for $\mathcal{A}_{\pi\pi}$ and $\mathcal{S}_{\pi\pi}$, respectively, very nearly the same as the rms values of the MC $\mathcal{A}_{\pi\pi}$ and $\mathcal{S}_{\pi\pi}$ distributions [16]. In Figs. 2(a) and (b), we show the raw, unweighted Δt distributions for the 264 B^0 - and 219 \overline{B}^0 -tagged events in the subset of data with $LR > 0.86$. We define the raw asymmetry in each Δt bin by $A \equiv (N_+ - N_-)/(N_+ + N_-)$, where $N_{+(-)}$ is the number of observed candidates with $q = +1(-1)$. Figures 2(c) and (d) show the raw asymmetries for two regions of the flavor-tagging parameter r . The effective tagging efficiency and signal purity is much larger in the $0.5 < r \leq 1.0$ region.

We test the goodness-of-fit from a χ^2 comparison of the results of the unbinned fit and the Δt projections for $B^0 \rightarrow \pi^+\pi^-$ candidates. We obtain $\chi^2/\text{DOF} = 12.5/12$ (7.6/12) for the Δt distribution of the B^0 (\overline{B}^0) tags.

An ensemble of MC pseudo-experiments indicates a 26.7% probability of measuring CP violation at a level above the one we observe when the input values are $\mathcal{A}_{\pi\pi} = +0.55$ and $\mathcal{S}_{\pi\pi} = -0.84$, which correspond to the values at the point of maximum likelihood in the physically allowed region ($\mathcal{S}_{\pi\pi}^2 + \mathcal{A}_{\pi\pi}^2 \leq 1$); in this measurement it is located at the physical boundary ($\mathcal{A}_{\pi\pi}^2 + \mathcal{S}_{\pi\pi}^2 = 1$).

The systematic error is primarily due to uncertainties in the vertexing (± 0.04 for $\mathcal{A}_{\pi\pi}$ and ± 0.05 for $\mathcal{S}_{\pi\pi}$) and the background fractions (± 0.03 for $\mathcal{A}_{\pi\pi}$ and ± 0.02 for $\mathcal{S}_{\pi\pi}$). We include the effect of tag side interference [17] on $\mathcal{A}_{\pi\pi}$ (± 0.03) and $\mathcal{S}_{\pi\pi}$ (± 0.01) in this analysis. Other sources of systematic error are uncertainties in the wrong tag fraction, physics parameters (Δm_d , τ_{B^0} , and $\mathcal{A}_{K\pi}$), resolution function, background modeling, and fit bias. We add each contribution in quadrature to obtain the total systematic errors. The effect of the 3% charge asymmetry in the kaon misidentification rate is negligibly small.

We perform a number of crosschecks. We measure the B^0 lifetime with the $B^0 \rightarrow \pi^+\pi^-$ candidate events using the same background fractions, vertex reconstruction methods, and

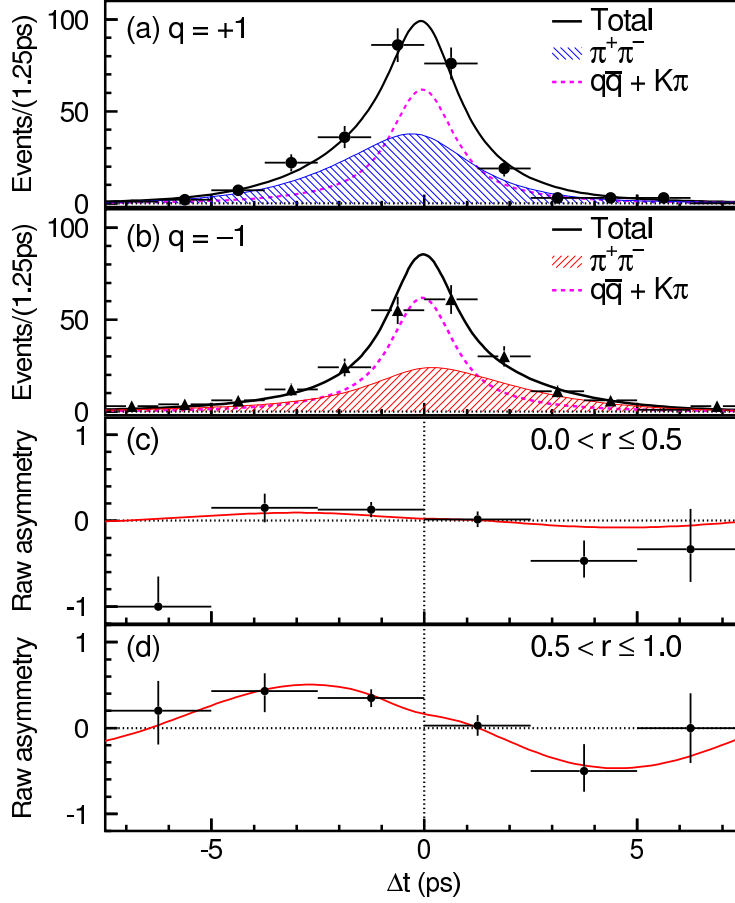


FIG. 2: Raw, unweighted Δt distributions for the 483 $B^0 \rightarrow \pi^+\pi^-$ candidates with $LR > 0.86$ in the signal region: (a) 264 candidates with $q = +1$, i.e. the tag side is identified as B^0 ; (b) 219 candidates with $q = -1$. (c) Asymmetry, A , in each Δt bin with $0 < r \leq 0.5$ and (d) with $0.5 < r \leq 1.0$. The solid curves show the results of the unbinned maximum likelihood fit to the Δt distributions of the 1529 $B^0 \rightarrow \pi^+\pi^-$ candidates. In Figs. (a) and (b), the hatched areas represent the $\pi^+\pi^-$ components, and the dashed curves represent the sum of the $K\pi$ and continuum backgrounds.

resolution functions that are used for the CP fit. The result, $\tau_{B^0} = 1.46 \pm 0.09$ ps, is consistent with the world-average value [18]. A comparison of the event yields and Δt distributions for B^0 - and \bar{B}^0 -tagged events in the sideband region reveals no significant asymmetry. We select $B^0 \rightarrow K^+\pi^-$ candidates by positively identifying the charged kaons. A fit to the 2358 candidates (1198 signal events) yields $\mathcal{A}_{K\pi} = -0.02 \pm 0.08$, in agreement with the counting analysis [19], and $\mathcal{S}_{K\pi} = 0.14 \pm 0.11$, which is consistent with zero. With the $K^+\pi^-$ event sample, we determine $\tau_{B^0} = 1.52 \pm 0.06$ ps and $\Delta m_d = 0.53^{+0.04}_{-0.07}$ ps $^{-1}$, which are in agreement with the world average values [18]. We check the measurement of $\mathcal{A}_{\pi\pi}$ using time-independent fits to the $M_{bc}-\Delta E$ distributions for the B^0 and \bar{B}^0 tags. We obtain $\mathcal{A}_{\pi\pi} = +0.73 \pm 0.19$, which is consistent with the time-dependent CP fit result. We also perform an independent analysis based on a binned maximum-likelihood fit to the Δt distribution. The result is consistent with that of the unbinned maximum-likelihood fit

quoted here.

The Feldman-Cousins frequentist approach [20] is used to determine the statistical significance of our measurement. The details of the method used to obtain the confidence intervals are described in [7]. Figure 3 shows the resulting two-dimensional confidence regions in the $\mathcal{A}_{\pi\pi}$ vs. $\mathcal{S}_{\pi\pi}$ plane. The case that CP symmetry is conserved, $\mathcal{A}_{\pi\pi} = \mathcal{S}_{\pi\pi} = 0$, is ruled out at the 99.999976% confidence level (CL), i.e., $1 - \text{CL} = 2.5 \times 10^{-7}$, equivalent to 5.2σ significance for Gaussian errors. The case of no direct CP violation, $\mathcal{A}_{\pi\pi} = 0$, is also ruled out with a significance at or greater than 3.2σ for any $\mathcal{S}_{\pi\pi}$ value. If the source of CP violation is only due to $B - \bar{B}$ mixing or $\Delta B = 2$ transitions as in so-called super-weak scenarios [21, 22], then $(\mathcal{S}_{\pi\pi}, \mathcal{A}_{\pi\pi}) = (-\sin 2\phi_1, 0)$. $1 - \text{CL}$ at this point is 8.4×10^{-4} , equivalent to 3.3σ significance.

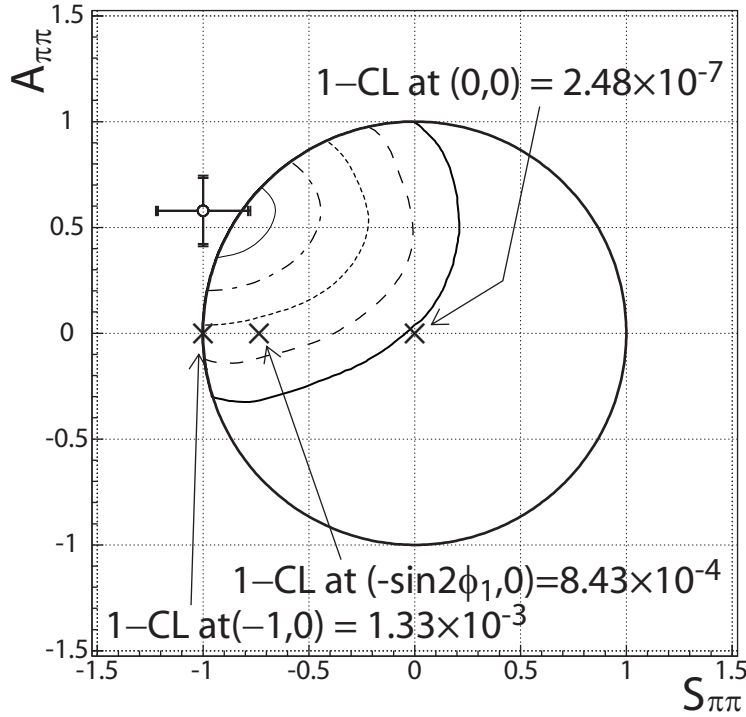


FIG. 3: Confidence regions for $\mathcal{A}_{\pi\pi}$ and $\mathcal{S}_{\pi\pi}$. The curves show the contours for $1 - \text{CL} = 3.17 \times 10^{-1}$ (solid), 4.55×10^{-2} (dot-dashed), 2.70×10^{-3} (dotted), 6.34×10^{-5} (dashed), and 5.96×10^{-7} (thick solid).

Adopting the notation of Ref. [23], the range of ϕ_2 that corresponds to the 95.5% CL region for $\mathcal{A}_{\pi\pi}$ and $\mathcal{S}_{\pi\pi}$ in Fig. 3 is $90^\circ \leq \phi_2 \leq 146^\circ$ for $0.15 < |P/T| < 0.45$ as used in the previous publication [7] and $\sin 2\phi_1 = 0.736$ [24]. The result is in agreement with constraints on the unitarity triangle from other indirect measurements [25]. The 95.5% CL region for $\mathcal{A}_{\pi\pi}$ and $\mathcal{S}_{\pi\pi}$ excludes $|P/T| < 0.17$.

In summary, we have performed a new measurement of CP violation parameters in $B^0 \rightarrow \pi^+\pi^-$ decays. We obtain $\mathcal{A}_{\pi\pi} = +0.58 \pm 0.15(\text{stat}) \pm 0.07(\text{syst})$, and $\mathcal{S}_{\pi\pi} = -1.00 \pm 0.21(\text{stat}) \pm 0.07(\text{syst})$. We rule out the CP -conserving case, $\mathcal{A}_{\pi\pi} = \mathcal{S}_{\pi\pi} = 0$, at the 5.2σ level. We find evidence for direct CP violation with a significance at or greater than 3.2σ . The constraints on ϕ_2 from our result are consistent with indirect measurements that assume the correctness of the SM.

We wish to thank the KEKB accelerator group for the excellent operation of the KEKB accelerator. We acknowledge support from the Ministry of Education, Culture, Sports, Science, and Technology of Japan and the Japan Society for the Promotion of Science; the Australian Research Council and the Australian Department of Education, Science and Training; the National Science Foundation of China under contract No. 10175071; the Department of Science and Technology of India; the BK21 program of the Ministry of Education of Korea and the CHEP SRC program of the Korea Science and Engineering Foundation; the Polish State Committee for Scientific Research under contract No. 2P03B 01324; the Ministry of Science and Technology of the Russian Federation; the Ministry of Education, Science and Sport of the Republic of Slovenia; the National Science Council and the Ministry of Education of Taiwan; and the U.S. Department of Energy.

-
- [1] M. Kobayashi and T. Maskawa, Prog. Theor. Phys. **49**, 652 (1973).
 - [2] A. B. Carter and A. I. Sanda, Phys. Rev. D **23**, 1567 (1981); I. I. Bigi and A. I. Sanda, Nucl. Phys. **B193**, 85 (1981).
 - [3] Belle Collaboration, K. Abe *et al.*, Phys. Rev. D **66**, 071102 (2002).
 - [4] BaBar Collaboration, B. Aubert *et al.*, Phys. Rev. Lett. **89**, 201802 (2002).
 - [5] Throughout this paper, the inclusion of the charge conjugate mode decay is implied unless otherwise stated.
 - [6] M. Gronau, Phys. Rev. Lett. **63**, 1451 (1989); D. London and R. Peccei, Phys. Lett. B **223**, 257 (1989).
 - [7] Belle Collaboration, K. Abe *et al.*, Phys. Rev. D **68**, 012001 (2003).
 - [8] BaBar Collaboration, B. Aubert *et al.*, Phys. Rev. Lett. **89**, 281802 (2002).
 - [9] S. Kurokawa and E. Kikutani, Nucl. Instr. and Meth. A **499**, 1 (2003).
 - [10] Belle Collaboration, A. Abashian *et al.*, Nucl. Instr. and Meth. A **479**, 117 (2002).
 - [11] G. C. Fox and S. Wolfram, Phys. Rev. Lett. **41**, 1581 (1978); Belle Collaboration, K. Abe *et al.*, Phys. Lett. B **511**, 151 (2001).
 - [12] Belle Collaboration, S.H. Lee *et al.*, Phys. Rev. Lett. **91**, 261801 (2003).
 - [13] Belle Collaboration, K. Abe *et al.*, hep-ex/0308036, BELLE-CONF-0353.
 - [14] ARGUS Collaboration, H. Albrecht *et al.*, Phys. Lett. B **241**, 278 (1990).
 - [15] The statistical errors are reduced by about a factor of two due to the increase in the data sample (0.75), the improvement in signal yield extraction (0.90) and continuum rejection (0.95), the use of a more accurate signal fraction (0.93) and other effects (0.93). The values in parentheses are the expected reduction factors.
 - [16] We obtain the MINOS errors, on average, ± 0.14 for $\mathcal{A}_{\pi\pi}$ and $^{+0.20}_{-0.18}$ for $\mathcal{S}_{\pi\pi}$ from MC pseudo-experiments with inputs in the physical region. These errors are consistent with the MINOS errors from data. The log-likelihood ratio $-2\ln\mathcal{L}/\mathcal{L}_{max}$ is now nearly parabolic and the sensitivity to a large single event fluctuation [7] is greatly reduced.
 - [17] O. Long, M. Baak, R.N. Cahn, D. Kirkby, Phys. Rev. D **68**, 034010 (2003).
 - [18] Particle Data Group, K. Hagiwara *et al.*, Particle Listings in the 2003 Review of Particle Physics, http://www-pdg.lbl.gov/2003/contents_listings.html.
 - [19] J. Fry, to appear in the Proceedings of the XXI International Symposium on Lepton and Photon Interactions at High Energies, Aug.11-16, 2003, Fermilab, Illinois, USA.
 - [20] G. J. Feldman and R. D. Cousins, Phys. Rev. D **57**, 3873 (1998).

- [21] I.I. Bigi, Phys. Lett. **B535**, 155 (2002).
- [22] L. Wolfenstein and F. Wu, Europhys. Lett. 58, 49 (2002).
- [23] M. Gronau and J.L. Rosner, Phys. Rev. D **65**, 093012 (2002).
- [24] Heavy Flavor Averaging Group, <http://www.slac.stanford.edu/xorg/hfag>.
- [25] K.R. Schubert, to appear in the Proceedings of the XXI International Symposium on Lepton and Photon Interactions at High Energies, Aug.11-16, 2003, Fermilab, Illinois, USA.