

Observation of an Exotic $S = +1$ Baryon in Exclusive Photoproduction from the Deuteron

S. Stepanyan,¹ K. Hicks,² D.S. Carman,² E. Pasyuk,³ R.A. Schumacher,⁴ E.S. Smith,¹ D.J. Tedeschi,⁵ L. Todor,⁴ G. Adams,³⁰ P. Ambrozewicz,¹³ E. Anciant,⁶ M. Anghinolfi,¹⁸ B. Asavapibhop,²⁴ G. Audit,⁶ H. Avakian,¹ H. Bagdasaryan,²⁸ J.P. Ball,³ S.P. Barrow,¹⁴ M. Battaglieri,¹⁸ K. Beard,²¹ M. Bektasoglu,^{28,2} M. Bellis,³⁰ B.L. Berman,¹⁵ N. Bianchi,¹⁷ A.S. Biselli,⁴ S. Boiarinov,²⁰ S. Bouchigny,^{19,1} R. Bradford,⁴ D. Branford,¹² W.J. Briscoe,¹⁵ W.K. Brooks,¹ V.D. Burkert,¹ C. Butuceanu,³⁶ J.R. Calarco,²⁶ B. Carnahan,⁸ S. Chen,¹⁴ L. Ciciani,²⁸ P.L. Cole,¹ A. Coleman,³⁶ D. Cords,¹ P. Corvisiero,¹⁸ D. Crabb,³⁴ H. Crannell,⁸ J.P. Cummings,³⁰ E. De Sanctis,¹⁷ P.V. Degtyarenko,¹ H. Denizli,²⁹ L. Dennis,¹⁴ R. De Vita,¹⁸ K.V. Dharmawardane,²⁸ K.S. Dhuga,¹⁵ C. Djalali,⁵ G.E. Dodge,²⁸ D. Doughty,^{9,1} P. Dragovitsch,¹⁴ M. Dugger,³ S. Dytman,²⁹ O.P. Dzyubak,⁵ H. Egiyan,¹ K.S. Egiyan,³⁷ L. Elouadrhiri,¹ A. Empl,³⁰ P. Eugenio,¹⁴ R. Fatemi,³⁴ R.J. Feuerbach,⁴ J. Ficenec,³⁵ T.A. Forest,²⁸ H. Funsten,³⁶ M. Garçon,⁶ G. Gavalian,^{26,37} G.P. Gilfoyle,³² K.L. Giovanetti,²¹ C.I.O. Gordon,¹⁶ K. Griffioen,³⁶ M. Guidal,¹⁹ M. Guillo,⁵ L. Guo,¹ V. Gyurjyan,¹ C. Hadjidakis,¹⁹ R.S. Hakobyan,⁸ J. Hardie,^{9,1} D. Heddle,^{1,9} P. Heimberg,¹⁵ F.W. Hersman,²⁶ R.S. Hicks,²⁴ M. Holtrop,²⁶ J. Hu,³⁰ C.E. Hyde-Wright,²⁸ M.M. Ito,¹ D. Jenkins,³⁵ K. Joo,¹⁰ H.G. Juengst,¹⁵ J.D. Kellie,¹⁶ M. Khandaker,²⁷ K.Y. Kim,²⁹ K. Kim,²² W. Kim,²² A. Klein,²⁸ F.J. Klein,^{8,1} A.V. Klimenko,²⁸ M. Klusman,³⁰ M. Kossov,²⁰ L.H. Kramer,^{13,1} Y. Kuang,³⁶ V. Kubarovsky,³⁰ S.E. Kuhn,²⁸ J. Kuhn,⁴ J. Lachniet,⁴ D. Lawrence,²⁴ J. Li,³⁰ A. Lima,¹⁵ K. Livingston,¹⁶ K. Lukashin,¹ J.J. Manak,¹ S. McAleer,¹⁴ J.W.C. McNabb,⁴ B.A. Mecking,¹ S. Mehrabyan,²⁹ J.J. Melone,¹⁶ M.D. Mestayer,¹ C.A. Meyer,⁴ K. Mikhailov,²⁰ R. Minehart,³⁴ M. Mirazita,¹⁷ R. Miskimen,²⁴ L. Morand,⁶ S.A. Morrow,⁶ V. Muccifora,¹⁷ J. Mueller,²⁹ L.Y. Murphy,¹⁵ G.S. Mutchler,³¹ J. Napolitano,³⁰ R. Nasseripour,¹³ S. Niccolai,²¹ G. Niculescu,² I. Niculescu,¹⁵ B.B. Niczyporuk,¹ R.A. Niyazov,²⁸ M. Nozar,^{1,27} J. O'Brien,⁸ G.V. O'Rielly,¹⁵ A.K. Oppen,² M. Osipenko,¹⁸ K. Park,²² G. Peterson,²⁴ S.A. Philips,¹⁵ N. Pivnyuk,²⁰ D. Pocanic,³⁴ O. Pogorelko,²⁰ E. Polli,¹⁷ S. Pozdniakov,²⁰ B.M. Preedom,⁵ J.W. Price,⁷ Y. Prok,³⁴ D. Protopopescu,¹⁶ L.M. Qin,²⁸ B.A. Raue,^{13,1} G. Riccardi,¹⁴ G. Ricco,¹⁸ M. Ripani,¹⁸ B.G. Ritchie,³ F. Ronchetti,¹⁷ P. Rossi,¹⁷ D. Rowntree,²³ P. Rubin,³² F. Sabatié,^{6,28} C. Salgado,²⁷ J. Santoro,^{35,1} V. Sapunenko,¹⁸ V.S. Serov,²⁰ Y.G. Sharabian,^{1,37} J. Shaw,²⁴ S. Simionatto,¹⁵ A.V. Skabelin,²³ L.C. Smith,³⁴ D.I. Sober,⁸ I.I. Strakovsky,¹⁵ A. Stavinsky,²⁰ P. Stoler,³⁰ R. Suleiman,²³ M. Taiuti,¹⁸ S. Taylor,²³ U. Thoma,¹ R. Thompson,²⁹ C. Tur,⁵ M. Ungaro,³⁰ M.F. Vineyard,³³ A.V. Vlassov,²⁰ K. Wang,³⁴ L.B. Weinstein,²⁸ H. Weller,¹¹ D.P. Weygand,¹ C.S. Whisnant,²¹ E. Wolin,¹ M.H. Wood,⁵ A. Yegneswaran,¹ J. Yun²⁸

(CLAS collaboration)

¹ Thomas Jefferson National Accelerator Laboratory, Newport News, Virginia 23606

² Ohio University, Athens, Ohio 45701

³ Arizona State University, Tempe, Arizona 85287

⁴ Carnegie Mellon University, Pittsburgh, Pennsylvania 15213

⁵ University of South Carolina, Columbia, South Carolina 29208

⁶ CEA-Saclay, DAPNIA-SPhN, F91191 Gif-sur-Yvette Cedex, France

⁷ University of California at Los Angeles, Los Angeles, California 90095

⁸ Catholic University of America, Washington, D.C. 20064

⁹ Christopher Newport University, Newport News, Virginia 23606

¹⁰ University of Connecticut, Storrs, Connecticut 06269

¹¹ Duke University, Durham, North Carolina 27708

¹² Edinburgh University, Edinburgh EH9 3JZ, United Kingdom

¹³ Florida International University, Miami, Florida 33199

¹⁴ Florida State University, Tallahassee, Florida 32306

¹⁵ The George Washington University, Washington, DC 20052

¹⁶ University of Glasgow, Glasgow G12 8QQ, United Kingdom

¹⁷ INFN, Laboratori Nazionali di Frascati, P.O. 13,00044 Frascati, Italy

¹⁸ INFN, Sezione di Genova and Dipartimento di Fisica, Università di Genova, 16146 Genova, Italy

¹⁹ Institut de Physique Nucleaire d'ORSAY, IN2P3, BP1, 91406 Orsay, France

²⁰ Institute of Theoretical and Experimental Physics, Moscow, 117259, Russia

²¹ James Madison University, Harrisonburg, Virginia 22807

²² Kyungpook National University, Taegu 702-701, South Korea

²³ Massachusetts Institute of Technology, Cambridge, Massachusetts 02139

²⁴ University of Massachusetts, Amherst, Massachusetts 01003

²⁵ Moscow State University, 119899 Moscow, Russia

²⁶ University of New Hampshire, Durham, New Hampshire 03824

²⁷ Norfolk State University, Norfolk, Virginia 23504

²⁸ Old Dominion University, Norfolk, Virginia 23529

²⁹ University of Pittsburgh, Pittsburgh, Pennsylvania 15260

³⁰ Rensselaer Polytechnic Institute, Troy, New York 12180

³¹ Rice University, Houston, Texas 77005

³² University of Richmond, Richmond, Virginia 23173

³³ Union College, Schenectady, New York 12308

³⁴ University of Virginia, Charlottesville, Virginia 22901

³⁵ Virginia Polytechnic Institute and State University, Blacksburg, Virginia 24061

³⁶ College of William and Mary, Williamsburg, Virginia 23187 and

³⁷ Yerevan Physics Institute, 375036 Yerevan, Armenia

(Dated: June 10, 2019)

In an exclusive measurement of the reaction $\gamma d \rightarrow K^+ K^- pn$, a narrow peak that can be attributed to an exotic baryon with strangeness $S = +1$ is seen in the $K^+ n$ invariant mass spectrum. The peak is at 1542 ± 5 MeV/c² with a measured width of 21 MeV/c² FWHM, equivalent to the experimental invariant mass resolution. The statistical significance of the peak is $5.3 \pm 0.5 \sigma$ for a Gaussian peak shape on top of a smooth background. The mass and width of the observed peak are consistent with reports of a narrow $S = +1$ baryon from inclusive measurements by other experimental groups.

PACS numbers: 13.60.Rj, 14.20.Jn, 14.80.-j

High-energy neutrino and anti-neutrino scattering experiments [1] have established that sea-quarks ($q\bar{q}$ pairs) are part of the ground-state wave function of the nucleon. In addition, results from pion electroproduction experiments in the Δ -resonance region, together with other experiments, have shown [2] the presence of a pion “cloud” surrounding the valence quarks of the nucleon. In this sense, 5-quark ($qqqq\bar{q}$) configurations are mixed with the standard 3-quark valence configuration. However, it is natural to ask whether a 5-quark configuration exists where the \bar{q} has a different flavor than (and hence cannot annihilate with) the other four quarks. Such states are not forbidden by QCD [3, 4], and definite evidence of pentaquark states would be an important addition to our understanding of QCD. In fact, the question of which color singlet configurations exist in nature lies at the heart of non-perturbative QCD. A baryon with the exotic strangeness quantum number $S = +1$ is a natural candidate for a pentaquark state.

The general idea of a five-quark state has been around since the late 60’s [5]. Recently, symmetries within the chiral soliton model were used by Diakonov, Petrov and Polyakov [6] to predict an anti-decuplet of 5-quark resonances with spin and parity $J^\pi = \frac{1}{2}^+$. The lowest mass member, an isosinglet with valence quark configuration $uudd\bar{s}$ giving strangeness $S = +1$ (originally called the Z^+ , but now renamed as the Θ^+ [7]) has a predicted mass of approximately 1.53 GeV/c² and a width of ~ 15 MeV/c². The narrow width, similar to that of the $\Lambda(1520)$ baryon resonance with strangeness $S = -1$, is largely constrained by symmetries of the coupling constants and the phase space of the decay to a KN final state.

The existence of the Θ^+ has been suggested by several recent experiments. The LEPS collaboration at the SPring-8 facility in Japan recently reported [8] the observation of an $S = +1$ baryon at 1.54 GeV/c² with a

narrow width of < 25 MeV/c² from the inclusive reaction $\gamma n \rightarrow K^-(K^+X)$ where the target neutron is bound in carbon, and the residual nucleus is assumed to be a spectator. This measurement reported a statistical significance of $4.6 \pm 1.0 \sigma$. Also, the DIANA collaboration at ITEP [9] recently announced results from an analysis of bubble-chamber data for the reaction $K^+ n \rightarrow K^0 p$, where the neutron is bound in a xenon nucleus, which shows a narrow peak at 1539 ± 2 MeV/c². The statistical significance of the ITEP result is 4.4σ .

One might wonder how an (nK^+) resonance could have evaded earlier searches. The Particle Data Group has summarized these searches most recently in 1986 [5] saying that the results permit no definite conclusion for an $S = +1$ resonance. A more recent phase shift analysis for $K^+ N$ scattering by Hyslop *et al.* [10] finds weak resonance behavior in the P_{01} , D_{03} , P_{13} , and D_{15} partial waves, but none of these “resonance-like structures” (in the words of Ref. [10]) have convincing phase motion. We note that the $K^+ N$ database is sparse for low-energy K^+ beams, and a narrow resonance could have escaped detection [11].

The present experiment is an exclusive measurement on deuterium for the reaction $\gamma d \rightarrow K^+ K^- p(n)$ where the final state neutron is reconstructed from the missing momentum and energy. This reaction selects the Θ^+ decays to the $K^+ n$ final state. If the proton is a spectator during Θ^+ production, it will not be seen in our detector due to its small kinetic energy. However, in some fraction of events, the K^- will rescatter off the spectator proton, as shown in Fig. 1. While the production of the Θ^+ does not require a rescattering, such events enhance the CLAS acceptance of the K^- and the proton, which are both required in order to reconstruct the unobserved neutron. These kinematic constraints aid significantly in reducing background.

The data presented here were taken at the Thomas Jefferson National Accelerator Facility with the CLAS

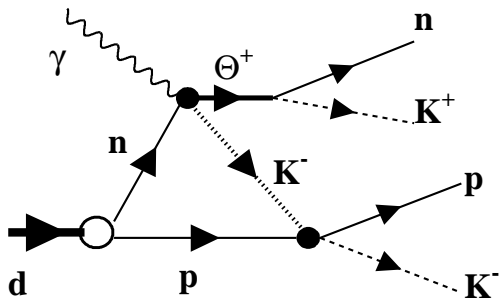


FIG. 1: A rescattering diagram that could contribute to the exclusive reaction mechanism that produces the Θ^+ and an energetic proton through final state interactions. Note that the Θ^+ is produced independently of the secondary scattering.

detector [12] and the photon tagging system [13] in Hall B. Photon beams were produced by 2.474 and 3.115 GeV electrons incident on a bremsstrahlung radiator of thickness 10^{-4} radiation lengths, giving a tagged photon flux of approximately 4×10^6 γ 's per second. The maximum tagged photon energy was 95% of the electron beam energy. The integrated tagged photon flux above 1.51 GeV was 1.64×10^{12} at 2.474 GeV and 0.70×10^{12} at 3.115 GeV. The tagged photon energy is measured with a resolution of between 3 and 5 MeV, depending on the energy. The photons struck a liquid-deuterium target of thickness 10 cm.

The event trigger was formed when a charged particle hit two scintillator planes (the “start counter” around the target and the time-of-flight “TOF” counter a few meters away), in coincidence with an electron detected in the tagging system. The particle identification was performed using the reconstructed momentum and charge from tracking, together with the measured TOF. The analysis focused on events with a detected proton, K^+ and K^- (and no other charged particles) in the final state. Either the K^+ or the K^- in the event was required to have a time at the interaction vertex within 1.5 ns of the proton's vertex time. Also, the incident photon time at the interaction vertex was required to be within 1.0 ns of the proton (to eliminate accidental coincidences).

The missing mass (MM) of the remaining events is plotted in Fig. 2, which shows a peak at the neutron mass with a resolution of $\sigma = 9$ MeV/ c^2 , on top of a small background. One advantage of this exclusive measurement is that no corrections for the Fermi momentum of the neutron are needed, so the width of the neutron peak in Fig. 2 is limited only by the resolution of the CLAS detector system. Events within $\pm 3\sigma$ of the neutron peak were kept for further analysis. The background in this region is about 15% of the total, mostly from pions that are misidentified as kaons.

There are several known reactions, such as photoproduction of mesons (that decay into $K\bar{K}$) or excited hyperons (that decay into pK^-), that contribute to the same final state. The ϕ meson at 1.02 GeV/ c^2 , which

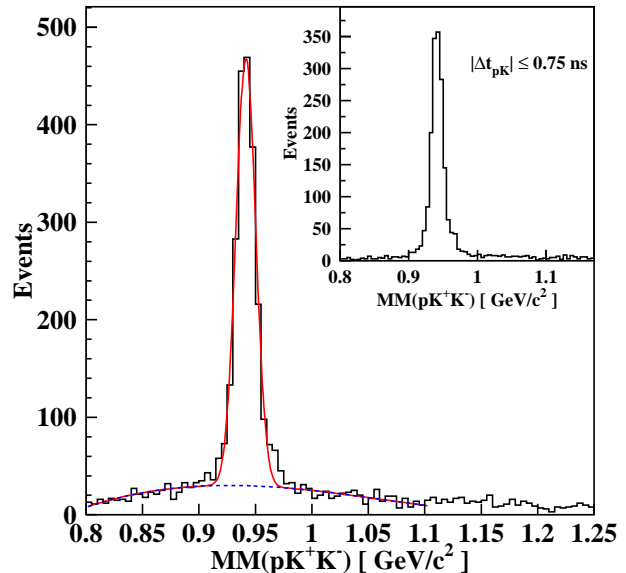


FIG. 2: Missing mass spectrum for the $\gamma d \rightarrow pK^+K^-X$ reaction, after timing cuts to identify the charged particles and the coincident photon, which shows a peak at the neutron mass. There is a small, broad background from misidentified particles and other sources. The inset shows the neutron peak with a tighter requirement on the timing between the proton and kaons.

decays into a K^+ and K^- , is produced primarily at forward angles [14]. These events are easily identified using the invariant mass of the K^+K^- pair, $M(K^+K^-)$, as shown in Fig. 3 (top). In order to remove the ϕ mesons, events with $M(K^+K^-) < 1.07$ GeV/ c^2 are rejected.

Similarly, the $\Lambda(1520)$ resonance can be produced by the $\gamma p \rightarrow K^+\Lambda$ reaction with subsequent decay of the Λ to a proton and K^- . A peak corresponding to the $\Lambda(1520)$ is seen in the invariant mass spectrum of the pK^- system, $M(pK^-)$, as shown in Fig. 3 (bottom). Unlike ϕ mesons, $\Lambda(1520)$'s can be produced in conjunction with Θ^+ 's and still conserve net strangeness. However, even though there is a large cross-section for producing $\Lambda(1520)K^+$ on the proton followed by K^+n rescattering to contribute to the final state, the kinematics is a poor match for Θ^+ production. For this reason, events with $1.485 < M(pK^-) < 1.551$ GeV/ c^2 were removed ($\pm 3\sigma$ cut from the peak) from further analysis.

Two other event selection requirements were applied, based on kinematics. The first one requires that the missing momentum of the undetected neutron must be greater than 80 MeV/ c . Below this value, the neutron is likely a spectator to other reaction mechanisms. Our studies show that increasing the value of this cutoff does not change the final results – in particular it does not eliminate the peak shown below – but does reduce the statistics in the $M(nK^+)$ spectrum. The second requirement concerns the K^+ momentum. Monte Carlo simula-

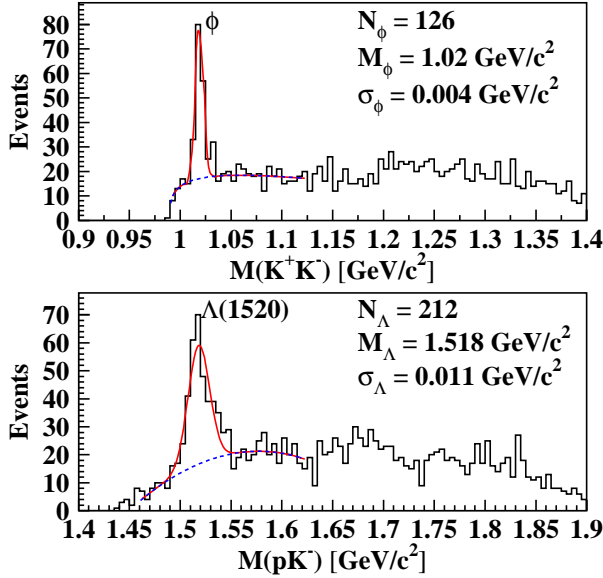


FIG. 3: Invariant mass of the K^+K^- system (top) and the pK^- system (bottom) showing peaks at the mass of known resonances. These resonances are removed in the analysis by placing cuts on the peaks shown. Results for the number of counts (N), the mass (M) and the widths (σ) from fits are also given.

tions of the Θ^+ decay from an event distribution uniform in phase space show that the K^+ momentum rarely exceeds 1.0 GeV/c. The data also show that K^+ momenta greater than 1.0 GeV/c are associated with an invariant mass of the nK^+ system, $M(nK^+)$, above ~ 1.7 GeV/c². Events with a K^+ momentum above 1.0 GeV/c were removed to reduce this background.

The shape of the expected $M(nK^+)$ mass spectrum was investigated by a Monte Carlo simulation of 3-body and 4-body phase space production of pK^+K^- and npK^+K^- events. The kinematics (momentum and angular distributions) of these simulated events match well with the kinematics of the data, and produce a smooth background in the $M(nK^+)$ spectrum. These simulated background events were mixed with events generated for $\Lambda(1520)$ and Θ^+ production, and run through GEANT [15] simulations for the CLAS detector, resulting in a good qualitative description of the shape of the $M(nK^+)$ spectrum. However, in order to extract parameters for the peak we used empirically fitted shapes that match the background.

The final $M(nK^+)$ spectrum is shown in Fig. 4, along with a fit to the peak at 1.542 GeV/c² and a Gaussian plus constant term fit to the background. The spectrum of events removed by the $\Lambda(1520)$ cut is shown in the dotted histogram, and does not appear to be associated with the peak at 1.542 GeV/c². For the fit given, there are 43 counts in the peak at a mass of 1542 ± 5 MeV/c² with

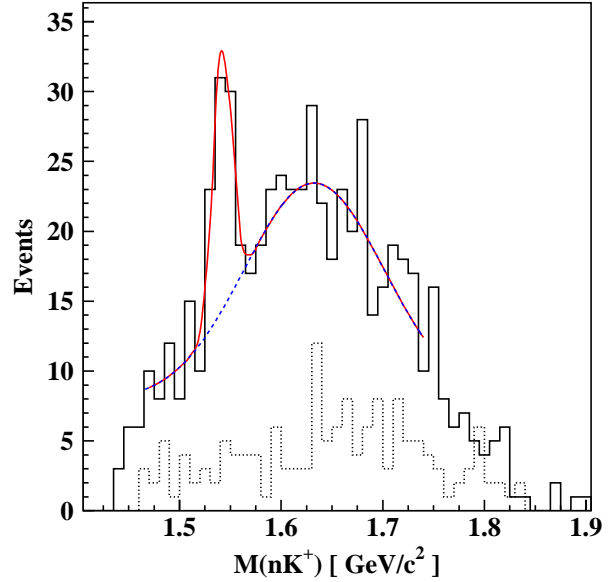


FIG. 4: Invariant mass of the nK^+ system, which has strangeness $S = +1$, showing a sharp peak at the mass of 1.542 GeV/c². A fit (solid line) to the peak on top of the smooth background (dashed line) gives a statistical significance of 5.8σ . The dotted histogram shows the spectrum of events associated with $\Lambda(1520)$ production.

a width (FWHM) of 21 MeV/c². The width is consistent with instrumental resolution. The uncertainty of 5 MeV/c² in the mass is due to calibration uncertainties of the photon tagging spectrometer [13], the electron beam energy, and the momentum reconstruction in CLAS. The statistical significance of this peak is estimated based on fluctuations of the background over a window of 36 MeV/c² centered on the peak, giving $43/\sqrt{54} = 5.8 \sigma$.

A separate Monte Carlo study was carried out to examine the production of known resonances via the reaction $\gamma d \rightarrow K^+Y^*N$, where the Y^* decays to a K^-N followed by one of the kaons rescattering off the spectator nucleon. This study [16] was unable to produce structures narrower than about four times the CLAS resolution, and concluded that these rescattering processes are not responsible for such a narrow structure in the $M(nK^+)$ spectrum.

The sensitivity of the peak to the placement of event selection cuts was studied, and the conclusion is that the peak at 1.542 GeV/c² is very robust. For example, removing the K^+ momentum limit results in the spectrum shown in Fig. 5a. Alternatively, tightening the cuts on proton-kaon timing allows less background into the spectrum, as shown in the inset of Fig. 2. The shape of the $M(nK^+)$ spectrum for this selection is shown in Fig. 5b and remains essentially unchanged from Fig. 4. In all we tried 14 variations of event cut placement and/or different fitting functions. We note that the average sig-

nificance of this sample was 5.3σ , with two cases falling above 5.8σ , two below 4.8σ , and 10 within the range of $4.8 - 5.8\sigma$. The uncertainty in the statistical significance is estimated at $5.3 \pm 0.5 \sigma$.

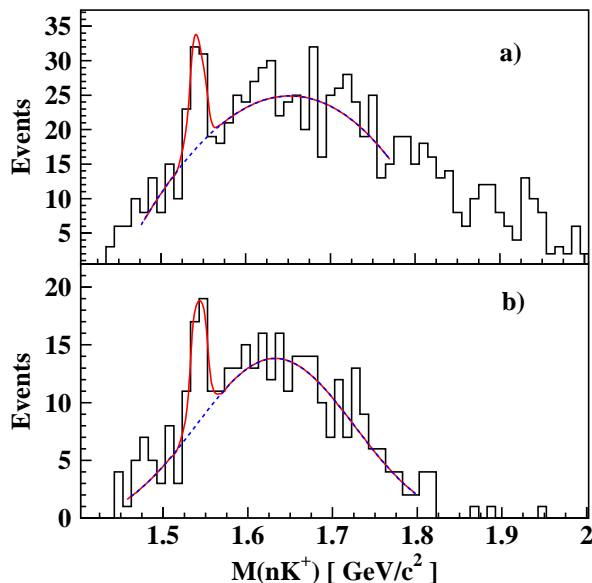


FIG. 5: Spectra of the (nK^+) invariant mass with the same cuts as in Fig. 4 with the following exceptions: a) no cuts for $\Lambda(1520)$ and no restrictions on the K^+ momentum; b) each kaon is required to be within 0.75 ns of the proton's time at the interaction vertex.

A neutron and K^+ can couple to both isospin zero and isospin one states. If the Θ^+ has $I = 1$, then there should be two other members of the isotriplet, a neutral and a doubly charged state. The doubly charged state would couple to pK^+ . We examined the invariant mass $M(pK^+)$ using the same event selection as before. The statistics are limited, but there is no clear peak in the sig-

nal region. It should be noted that the CLAS acceptance for the pK^+ system is not the same as for the nK^+ system, so the two spectra are not directly comparable. The featureless $M(pK^+)$ spectrum (not shown) suggests that the peak at 1.542 GeV/c^2 in the $M(nK^+)$ spectrum is an isosinglet, but it is difficult to draw a firm conclusion based on the current data.

These results from CLAS, together with other experiments [8, 9], now provide convincing evidence for the existence of an $S=+1$ baryon state at a mass of 1.542 GeV/c^2 with a small intrinsic width. However, more studies are needed before this $S = +1$ state can be conclusively identified with the Θ^+ predicted in Ref. [6]. Further evidence for the Θ^+ should be searched for in a variety of reactions, in addition to the ones mentioned here. The spin, isospin, and parity of this state need to be established in future experiments.

In summary, the CLAS measurement provides evidence for the existence of a narrow $S = +1$ baryon at a mass of 1.542 GeV/c^2 with a statistical significance in the range of $5.3 \pm 0.5 \sigma$, depending on estimates of the background and on the event selection criteria. This result comes from the measurement of the exclusive reaction $\gamma d \rightarrow K^+ K^- p(n)$ where Fermi motion in the target nucleus does not broaden the reconstructed mass spectra.

We would like to acknowledge the outstanding efforts of the staff of the Accelerator Division and the Physics Division at Jefferson Lab that made this experiment possible. This work is supported by the U.S. Department of Energy and the National Science Foundation, the French Commissariat à l'Energie Atomique, the French Centre National de la Recherche Scientifique, the Italian Istituto Nazionale di Fisica Nucleare, and the Korea Science and Engineering Foundation, the UK Engineering and Physical Research Sciences Council. The Southeastern Universities Research Association (SURA) operates the Thomas Jefferson National Accelerator Facility for the U.S. Department of Energy under contract DE-AC05-84ER40150.

-
- [1] D.H. Perkins, *Contemp. Phys.* **16**, 173 (1975).
 - [2] K. Joo *et al.*, *Phys. Rev. Lett.* **88**, 122001 (2002).
 - [3] D. Strottman, *Phys. Rev. D* **20**, 748 (1979).
 - [4] H.J. Lipkin, *Nucl. Phys.* **A625**, 207 (1997).
 - [5] Particle Data Group, *Phys. Lett.* **170B**, 289 (1986).
 - [6] D. Diakonov, V. Petrov and M. Polyakov, *Z. Phys. A* **359**, 305 (1997).
 - [7] D. Diakonov, private communication.
 - [8] T. Nakano *et al.*, *Phys. Rev. Lett.* **91**, 012002 (2003).
 - [9] V.V. Barmin *et al.*, e-print arXiv: hep-ex/0304040; V.V. Barmin *et al.*, talk at the Russian Academy of Sciences, Dec. 3, 2002 (to be published in *Yad. Fiz.*, vol. 66, issue 9 (2003)).
 - [10] J.S. Hyslop, R.A. Arndt, L.D. Roper and R.L. Workman, *Phys. Rev. D* **46**, 961 (1992).
 - [11] R.A. Arndt, private communication.
 - [12] B.A. Mecking *et al.*, *Nucl. Instr. Meth. A* **503**, 513 (2003).
 - [13] D. Sober *et al.*, *Nucl. Instr. Meth. A* **440**, 263 (2000).
 - [14] H.J. Besch *et al.*, *Nucl. Phys.* **B70**, 257 (1974).
 - [15] CERN Applications Software Group, CERN Program Library Long Writeup W5013 (1993).
 - [16] C. Meyer, CLAS Note 03-009, Jefferson Lab (2003).