

New, high statistics measurement of the $K^+ \rightarrow \pi^0 e^+ \nu$ (K_{e3}^+) branching ratio

A. Sher³[L], R. Appel^{6,3}, G.S. Atoyan⁴, B. Bassalleck², D.R. Bergman⁶[*], N. Cheung³, S. Dhawan⁶, H. Do⁶, J. Egger⁵, S. Eilerts²[***], H. Fischer²[§], W. Herold⁵, V.V. Issakov⁴, H. Kaspar⁵, D.E. Kraus³, D. M. Lazarus¹, P. Lichard³, J. Lowe², J. Lozano⁶[&], H. Ma¹, W. Majid⁶[**], S. Pislak^{7,6}, A.A. Poblaguev⁴, P. Rehak¹, Aleksey Sher⁷, J.A. Thompson³, P. Truöl^{7,6}, and M.E. Zeller⁶

¹ Brookhaven National Laboratory, Upton, NY 11973, USA

² Department of Physics and Astronomy, University of New Mexico, Albuquerque, NM 87131, USA

³ Department of Physics and Astronomy, University of Pittsburgh, Pittsburgh, PA 15260, USA

⁴ Institute for Nuclear Research of Russian Academy of Sciences, Moscow 117 312, Russia

⁵ Paul Scherrer Institut, CH-5232 Villigen, Switzerland

⁶ Physics Department, Yale University, New Haven, CT 06511, USA

⁷ Physik-Institut, Universität Zürich, CH-8057 Zürich, Switzerland

E865 at the Brookhaven National Laboratory AGS collected about 70,000 K_{e3}^+ events to measure the K_{e3}^+ branching ratio relative to the observed $K^+ \rightarrow \pi^+ \pi^0$, $K^+ \rightarrow \pi^0 \mu^+ \nu$, and $K^+ \rightarrow \pi^+ \pi^0 \pi^0$ decays. The π^0 in all the decays was detected using the $e^+ e^-$ pair from $\pi^0 \rightarrow e^+ e^- \gamma$ decay and no photons were required. Using the Particle Data Group branching ratios [1] for the normalization decays we obtain $BR(K_{e3(\gamma)}^+) = (5.13 \pm 0.02_{stat} \pm 0.09_{sys} \pm 0.04_{norm})\%$, where $K_{e3(\gamma)}^+$ includes the effect of virtual and real photons. This result is $\approx 2.3\sigma$ higher than the current Particle Data Group value. Implications for the V_{us} element of the CKM matrix, and the matrix's unitarity are discussed.

PACS numbers: 13.20.Eb, 12.15.Hh

The experimentally determined Cabibbo-Kobayashi-Maskawa (CKM) matrix describes quark mixing in the Standard Model framework. Any deviation from the matrix's unitarity would undermine the validity of the Standard Model. One unitarity condition involves the first row elements:

$$|V_{ud}|^2 + |V_{us}|^2 + |V_{ub}|^2 = 1 - \delta \quad (1)$$

where a non-zero value of δ indicates a deviation from unitarity. The V_{ud} element is obtained from nuclear and neutron decays. V_{ub} , from the semileptonic decays of B mesons [1], is too small to affect Eq. 1. The V_{us} element can be determined either from hyperon, $K \rightarrow \pi \mu \nu (K_{\mu 3})$ or from $K \rightarrow \pi e \nu (K_{e 3})$ decays. However, $K_{e 3}$ decays provide a smaller theoretical uncertainty [1, 2, 3]. The most precise value of V_{ud} obtained from the nuclear superallowed Fermi beta decays leads to $\delta = (3.2 \pm 1.4) \cdot 10^{-3}$ [4], a 2.3σ deviation from unitarity.

Both experimental and theoretical efforts to improve the determination of V_{ud} continue. Theoretical contributions to V_{us} were reevaluated recently [5, 6, 7, 8], but there has been little new experimental input on the $K_{e 3}^+$ branching ratio. Since the V_{ud}^2 and V_{us}^2 uncertainties are comparable, a high statistics measurement of the $K_{e 3}^+$ branching ratio (B.R.) with good control of systematic errors is useful.

The bare (without QED corrections) $K_{e 3}^+$ decay rate [2, 5, 6, 9] is:

$$d\Gamma(K_{e 3}^+) = C(t) |V_{us}|^2 |f_+(0)|^2 [1 + \lambda_+ \frac{t}{M_\pi^2}]^2 dt \quad (2)$$

where $t = (P_K - P_\pi)^2$, $C(t)$ is a known kinematic function, and $f_+(0)$ is the vector form factor value at

$t = 0$, determined theoretically [2, 5]. Two recent experiments [10, 11] give λ_+ (the form factor slope) measurements consistent with each other and with previous measurements. An omitted negligible term contributing to Eq. 2 contains the form factor f_- , and is proportional to M_e^2/M_π^2 .

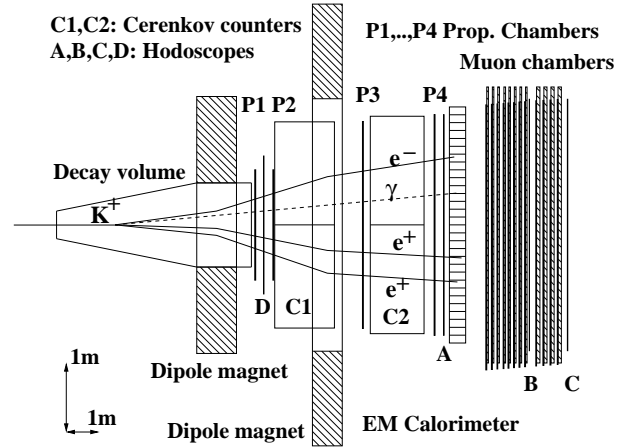


FIG. 1: Plan view of the E865 detector with a simulated $K^+ \rightarrow \pi^0 e^+ \nu$ decay followed by $\pi^0 \rightarrow e^+ e^- \gamma$.

E865 [12] searched for the lepton flavor violating decay $K^+ \rightarrow \pi^+ \mu^+ e^-$. The detector (Figure 1) resided in a 6 GeV/c positive beam [12]. For the $K_{e 3}^+$ running, the intensity was reduced by a factor of 10, to 10^7 kaons, 2×10^8 protons, and $2 \times 10^8 \pi$ per 2.8 second spill. The beam was intentionally debunched at extraction to remove rf structure at the experiment. The first dipole magnet separated particles by charge, while the second magnet together with four multiwire proportional cham-

bers (MWPCs: P1-P4) formed the spectrometer. The particle identification used the threshold multichannel Čerenkov detectors (C1 and C2, each separated into left and right volumes, for four independent counters) filled with gaseous methane (Čerenkov threshold $\gamma_t \approx 30$ and electron detection efficiency $\epsilon_e \approx 0.98$ [13]), an electromagnetic calorimeter [12], and a muon detector (not used for the K_{e3}^+ measurement). The D and A scintillator hodoscopes gave left/right and crude vertical position.

The π^0 from the kaon decays was detected through the e^+e^- from the $\pi^0 \rightarrow e^+e^-\gamma$ decay, with the γ detected in some cases. To eliminate the uncertainty (2.7%) of the $\pi^0 \rightarrow e^+e^-\gamma$ B.R., and to reduce systematic uncertainty we used the other three major decay modes with a π^0 in the final state ($K^+ \rightarrow \pi^+\pi^0(K_{\pi 2}^+)$, $K_{\mu 3}^+$, $K^+ \rightarrow \pi^+\pi^0\pi^0(K_{\pi 3}^+)$) for the normalization sample (“Kdal”).

The K_{e3}^+ data was collected in a one-week dedicated run in 1998, with special on-line trigger logic.

The Kdal and K_{e3}^+ data were collected by the “ e^+e^- ” trigger, which was designed to detect e^+e^- pairs and required at least one D-counter scintillator slat on each (left and right) side of the detector and signals from each of the four Čerenkov counters. The Čerenkov efficiency trigger required only 3 out of 4 Čerenkov counters (no D-counter requirement). The “TAU” trigger, requiring only two D-counter scintillator hits (one left, and one right), collected events for the $K^+ \rightarrow \pi^+\pi^+\pi^-$ (K_τ) sample, to study the detector unbiased by Čerenkov requirements. About 50 million triggers were accumulated, ≈ 37 million in the “ e^+e^- ” trigger. About 75% of “ e^+e^- ” triggers included accidental tracks, often a μ from high momentum $K \rightarrow \mu\nu$ or $\pi \rightarrow \mu\nu$ decays partially satisfying the Čerenkov requirement.

Off-line reconstruction used the spectrometer only. The Čerenkov and D counter efficiencies were obtained from the Čerenkov efficiency triggers. The redundancy of the MWPCs (4 planes/chamber) and track reconstruction was used to extract MWPC efficiencies. The absence of the electromagnetic calorimeter from the trigger allowed its efficiency determination. Each efficiency was measured over its relevant phase space.

Relevant kaon decay chains [13] were simulated with GEANT [14] (including decays of secondary pions and muons). For K_{e3}^+ , $\lambda^+ = 0.0278 \pm 0.0019$ [1] was used. The radiative corrections to the K_{e3}^+ decay phase-space density [5] were used. The $K_{e3\gamma}^+$ (inner bremsstrahlung) decays outside the K_{e3}^+ Dalitz plot boundary were explicitly simulated [9]. For $\pi^0 \rightarrow e^+e^-\gamma$ decay, radiative corrections were taken into account according to Ref. [15]. Measured efficiencies were applied [13], and accidental detector hits (from reconstructed K_τ events) were added. About 10% of both the K_{e3}^+ and Kdal samples had extra reconstructed tracks.

Selection criteria, common to K_{e3}^+ and Kdal, included requirements for a good quality three track vertex in the

decay volume (no requirement for exactly three reconstructed tracks was applied), for the three tracks to cross the active parts of the detector, for the low ($M_{ee} < 0.05$ GeV) mass e^+e^- pair to be identified in the Čerenkov counters, and for the second positive track to have less than 3.4 GeV/c momentum. The momentum cut rejects events where μ^+ or π^+ from Kdal decays is above Čerenkov threshold and can be identified as e^+ . A geometric Čerenkov ambiguity cut rejected events (27%, 15%, 25%, and 35% for K_{e3}^+ , $K_{\pi 2}^+$, $K_{\mu 3}^+$, and $K_{\pi 3}^+$ respectively) where the Čerenkov counter response could not be unambiguously assigned to separate tracks [13].

The K_{e3}^+ sample was then selected by requiring the second positive track to be identified as e^+ in 2 of the 3 electron detectors: C1, C2, or the calorimeter, each with $\epsilon_e \approx 98\%$. Events entering the Kdal sample had no response in at least one of the two Čerenkov counters. These criteria minimized systematic uncertainties [13], but resulted in a small overlap, $\approx 3\%$ of the K_{e3}^+ sample and $\approx 0.3\%$ of the Kdal which was accounted for in the B.R. calculation. The $K_{\pi 2}^+$ acceptance is $\approx 1.2\%$. The K_{e3}^+ acceptance $\approx 0.7\%$ [13], somewhat lower because of the lower average e^+ momentum in the K_{e3}^+ decay. The overall acceptance level of 1% can be approximately understood by assuming a factor of three loss for each charged particle, 30% for the Čerenkov ambiguity, and approximately a factor of 2 for other cuts. Final acceptances for the three modes in the Kdal sample differed by $\leq 4\%$ taking into account that either of the π^0 s from $K_{\pi 3}^+$ can decay into $e^+e^-\gamma$. The final K_{e3}^+ and Kdal samples were 71,204 and 558,186, respectively. Figure 2 shows some relevant spatial distributions.

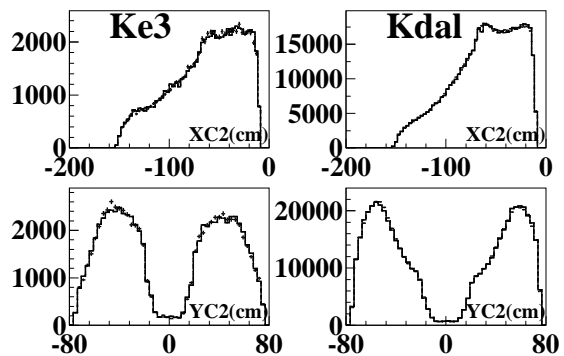


FIG. 2: Distributions of X and Y positions of the first positive track (not e^+ from the π^0 decay) for the selected K_{e3}^+ and Kdal samples. X and Y positions are measured at the end of the second pair of the Čerenkov counters (C2). Histograms represent Monte Carlo; points with errors represent data.

Contamination of the K_{e3}^+ sample by other K^+ decays occurred when π^+ or μ^+ from Kdal decays were misidentified as e^+ , or as a result of $\pi^0 \rightarrow e^+e^-e^+e^-$. Contamination due to secondary particle decays was es-

timated to be at the level of 0.1%. About 8% of final state pions decayed into muons inside the spectrometer. The careful MWPC simulation gave good agreement of reconstructed track χ^2 and vertex distributions between data and Monte Carlo. No tight track χ^2 cuts were applied, and the systematic uncertainties estimated by variation of the vertex cuts were included in the final result. The check of B.R. (K_τ/K_{dal}), described below, also tests the final state π and μ decays.

Total contamination of the K_{e3} sample was estimated to be $(2.49 \pm 0.05_{\text{stat}} \pm 0.32_{\text{sys}})\%$, with the systematic uncertainty caused by the simulation accuracy of the C1 and C2 response to π^+ and μ^+ . Contamination due to overlapping events was $(0.25 \pm 0.07)\%$ and $(0.12 \pm 0.05)\%$ of the K_{dal} and K_{e3}^+ respectively. Figure 3 shows the energy distribution in the calorimeter from the e^+ in the K_{e3}^+ sample. The contamination is manifest in the minimum ionization spike at 250 MeV. The small excess of data in the spike agrees with our contamination uncertainty estimate.

The final K_{e3}^+ sample included $\approx 30\%$ of events with a fully reconstructed π^0 s. We used the π^0 information as a consistency check. Not requiring π^0 s in our main analysis minimized the uncertainty arising from photon detection and reconstruction in the calorimeter, but increased vulnerability to contamination from upstream decays and photon conversion. Upstream decays whose photon produced pairs before the decay volume (evacuated to about 10^{-8} nuclear interaction length) were suppressed by requiring the three track vertex to be more than two meters downstream of the decay volume entrance. In addition, the results obtained from the two independent samples, one with and one without the π^0 reconstructed, did not show a statistically significant discrepancy.

The K_{e3}^+ statistical precision is 0.4%. The systematic error estimate, summarized in Table I, was determined from the B.R. stability under variation of reconstruction procedure, selection criteria, assumed detector efficiencies, and subdivision of both K_{e3}^+ and K_{dal} samples[13]. No significant correlations between any of the different systematic uncertainties were observed.

The two largest contributions to the systematic error come from the discrepancies [13] between data and Monte Carlo in the momentum (Figure 4) and spatial distributions. These errors were determined by dividing the K_{e3}^+ and K_{dal} events into two roughly equal subsamples, using the relevant parameters, and observing the variation of the result[13]. The errors were found to be uncorrelated. The sensitivity of the vertical spatial discrepancy to the MWPC alignment and of the momentum discrepancy to the spectrometer parameters is indicative of their possible origins[13]. The Z-vertex position is also sensitive to the magnetic field, but has a smaller systematic error contribution as determined from both upstream and downstream cuts in Z.

As an additional consistency check, we estimated the

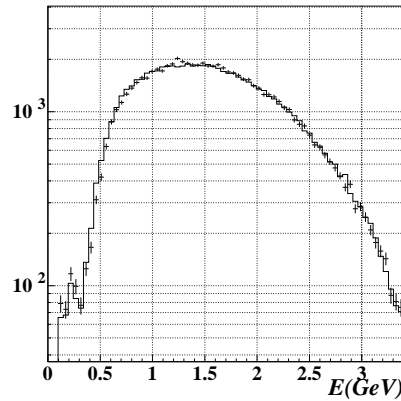


FIG. 3: Energy deposited in the calorimeter by the second positive track from the selected K_{e3}^+ sample (e^+ which is not from the low mass e^+e^- pair). No calorimeter information was used for the e^+ identification. Markers with errors represent data; the histogram is simulation.

TABLE I: Systematic uncertainty sources and estimates of their respective contributions to the final result's uncertainty. The total systematic error is the sum (in quadrature) of the individual contributions.

Source of systematic error	Error estimate
Magnetic field uncertainty	0.3%
Vertex finding and quality cut	0.6%
Vertex position cut	0.4%
Čerenkov Ambiguity Cut	0.3%
M_{ee} cut	0.2%
Detector Aperture	0.2%
$(\pi/\mu)^+$ identification	0.04%
MWPC efficiencies	0.2%
D counter efficiencies	0.15%
Čerenkov efficiencies	0.3%
Contamination of the selected samples	0.3%
Removal of extra tracks	0.2%
Vertical spatial/angle distributions discrepancy	0.8%
e^+/e^- momentum distributions discrepancy	1.3%
K_{e3}^+ trigger efficiency	0.1%
Uncertainty in the K_{e3}^+ form factor slope	0.1%
Total error	1.8%

K_τ/K_{dal} B.R.. The result was $(1.01 \pm 0.02) \times$ the PDG ratio[1], (the theoretical prediction [16] was used for the $\pi^0 \rightarrow e^+e^-\gamma$ decay rate). The 2% error was dominated by the uncertainty in the prescale factor of the TAU trigger. A second consistency check compared the K_{e3}^+ B.R. from 1998 and 1997 data. The 1997 K_{e3}^+ data used a trigger that required calorimeter hits, and A and D-counters. That trigger neither allowed measurement of these detector efficiencies nor of the trigger efficiency. While we did not use the 1997 data for our final result, the 1997 K_{e3}^+ branching ratio was statistically consistent (within one sigma) with that from 1998. This agreement is important

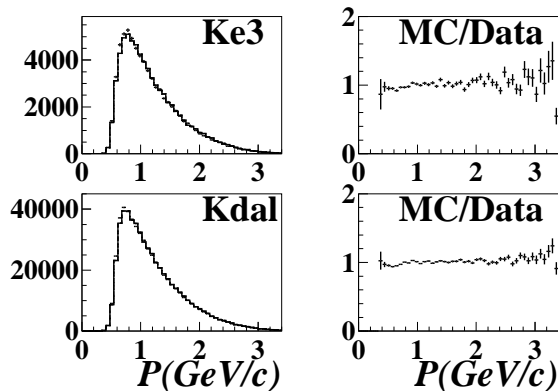


FIG. 4: Reconstructed momentum of the e^+ from the low mass e^+e^- pair from the selected K_{e3}^+ and K_{dal} samples. Histograms represent Monte Carlo; points with errors represent data. Plots on the right show the bin by bin Monte Carlo to data ratio.

since the momentum spectrum discrepancy between data and Monte Carlo in the 1997 data is qualitatively different from 1998[13]. A preliminary reconstruction version was used for the 1997 data, without the final magnetic field and detector alignment. This bolsters our intuition that the discrepancies in decay product momenta and spatial distributions, which dominate the systematic uncertainties, reflect our imperfect knowledge of the magnetic field and detector positions but do not bias our result beyond our estimated systematic errors.

We estimated the form factor slope λ_+ from both 1998 and 1997 K_{e3}^+ data[13]. We obtained: $\lambda_+ = 0.0324 \pm 0.0044_{stat}$ for 1998, and $\lambda_+ = 0.0290 \pm 0.0044_{stat}$ for the 1997 data, both consistent with the current PDG fit.

After contamination subtraction[13], our result is $BR(K_{e3(\gamma)}^+)/ (BR(K_{\pi 2}^+) + BR(K_{\mu 3}^+) + BR(K_{\pi 3}^+)) = 0.1962 \pm 0.0008_{stat} \pm 0.0035_{sys}$, where $K_{e3(\gamma)}^+$ includes all QED contributions (loops and inner bremsstrahlung). As noted above, the π^0 was detected using the e^+e^- pair from $\pi^0 \rightarrow e^+e^-\gamma$ and no photons were required.

Using current[1] K_{dal} B.R.'s we infer $BR(K_{e3(\gamma)}^+) = (5.13 \pm 0.02_{stat} \pm 0.09_{sys} \pm 0.04_{norm})\%$, where the normalization error was determined by the PDG estimate of the K_{dal} B.R. uncertainties. This result does not include the correction due to the correlation of the PDG kaon decay ratios, since it was estimated to be small compared to the systematic error. The PDG fit to the previous K^+ decay experiments yields $BR(K^+ \rightarrow \pi^0 e^+ \nu) = (4.87 \pm 0.06)\%$ [1], $\approx 2.3\sigma$ lower than our result.

Radiative corrections for decays inside the K_{e3}^+ Dalitz plot boundary were estimated to be -1.3% using the procedure of Ref. [5]; $K_{e3\gamma}^+$ decays outside the Dalitz plot boundary gave $+0.5\%$. Thus the total radiative correction was -0.8% resulting in the bare $BR(K_{e3}^+) = (5.17 \pm 0.02_{stat} \pm 0.09_{sys} \pm 0.04_{norm})\%$.

Using the PDG value for G_F , the short-distance en-

hancement factor $S_{EW}(M_\rho, M_Z) = 1.0232$ [5, 17], and our result for the bare K_{e3}^+ rate we obtain $|V_{us} f_+(0)| = 0.2243 \pm 0.0022_{rate} \pm 0.0007_{\lambda_+}$, which gives $|V_{us}| = 0.2272 \pm 0.0023_{rate} \pm 0.0007_{\lambda_+} \pm 0.0018_{f_+(0)}$ if $f_+(0) = 0.9874 \pm 0.0084$ [2, 5]. With this value of V_{us} and V_{ud} from superallowed nuclear Fermi beta decays[4], $\delta = 0.0003 \pm 0.0016$.

This result is consistent with CKM unitarity, but increases the discrepancy with the V_{us} from K_{e3}^0 decay if extracted under conventional theoretical assumptions about symmetry breaking. K_{e3} measurements in progress (CMD2, NA48, KLOE)[3] should help to clarify the experimental situation.

We thank V. Cirigliano for the K_{e3}^+ radiative corrections code. We gratefully acknowledge the contributions by the staffs of the AGS, and participating institutions. This work was supported in part by the U.S. Department of Energy under contract DE-AC02-98CH10886, the National Science Foundations of the USA, Russia and Switzerland, and the Research Corporation.

-
- [L] Present address: SCIPP UC Santa Cruz, Santa Cruz, CA 95064.
[*] Present address: Rutgers University, Piscataway, NJ 08855.
[***] Present address: The Prediction Co., Santa Fe, NM 87505.
[§] Present address: Albert-Ludwigs-Universität, D-79104 Freiburg, Germany.
[&] Present address: University of Connecticut, Storrs, CT 06269.
[**] Present address: LIGO/Caltech, Pasadena, CA 91125.
[1] K. Hagiwara *et al.*, Phys. Rev. D **66**, 010001 (2002).
[2] H. Leutwyler, M. Roos, Z. Phys. C **25**, 91 (1984).
[3] Workshop on the CKM Unitarity Triangle Durham, UK, 5th-9th April 2003.
[4] J.C. Hardy and I.S. Towner, J. Phys. G **29**, 197 (2003).
[5] V. Cirigliano *et al.*, Eur. Phys. J. C **23**, 121 (2002).
[6] A. Bytev *et al.*, Eur. Phys. J. C **27**, 57 (2003).
[7] G. Calderon and G. Lopez Castro, Phys. Rev. D **65**, 073032 (2002).
[8] J. Bijnens and P. Talavera, e-Print Archive: hep-ph/0303103.
[9] J. Bijnens *et al.*, Nucl. Phys. **B396**, 81 (1993).
[10] S. Shimizu *et al.*, Phys. Lett. **B495**, 33 (2000).
[11] I.V. Ajinenko *et al.*, Phys. Atom. Nucl. **66**, 105 (2003).
[12] R. Appel *et al.*, Nucl. Instr. and Meth. A **479**, 349 (2002).
[13] A. Sher, Ph.D. thesis, University of Pittsburgh (2002) http://scipp.ucsc.edu/~sasha/thesis/th_ke3.ps.
[14] R. Brun *et al.*, "GEANT, Detector Description and Simulation Tool", CERN, Geneva (1994).
[15] K.O. Mikaelian, J. Smith, Phys. Rev. **D5**, 1763 (1972).
[16] B.E. Lautrup, J. Smith, Phys. Rev. **D3**, 1122 (1971).
[17] W.J. Marciano, A. Sirlin, Phys. Rev. Lett. **71**, 3629 (1993).