

New, high statistics measurement of the $K^+ \rightarrow \pi^0 e^+ \nu$ (K_{e3}^+) branching ratio

A. Sher³[L], R. Appel^{6,3}, G.S. Atoyan⁴, B. Bassalleck², D.R. Bergman⁶[*], N. Cheung³, S. Dhawan⁶, H. Do⁶, J. Egger⁵, S. Eilerts²[***], H. Fischer²[§], W. Herold⁵, V.V. Issakov⁴, H. Kaspar⁵, D.E. Kraus³, D. M. Lazarus¹, P. Lichard³, J. Lowe², J. Lozano⁶[&], H. Ma¹, W. Majid⁶[**], S. Pislak^{7,6}, A.A. Poblaguev⁴, P. Rehak¹, Aleksey Sher⁷, J.A. Thompson³, P. Truöl^{7,6}, and M.E. Zeller⁶

¹ Brookhaven National Laboratory, Upton, NY 11973, USA

² Department of Physics and Astronomy, University of New Mexico, Albuquerque, NM 87131, USA

³ Department of Physics and Astronomy, University of Pittsburgh, Pittsburgh, PA 15260, USA

⁴ Institute for Nuclear Research of Russian Academy of Sciences, Moscow 117 312, Russia

⁵ Paul Scherrer Institut, CH-5232 Villigen, Switzerland

⁶ Physics Department, Yale University, New Haven, CT 06511, USA

⁷ Physik-Institut, Universität Zürich, CH-8057 Zürich, Switzerland

E865 at the Brookhaven National Laboratory AGS collected about 70,000 K_{e3}^+ events with the purpose of measuring the K_{e3}^+ branching ratio relative to the observed $K^+ \rightarrow \pi^+ \pi^0$, $K^+ \rightarrow \pi^0 \mu^+ \nu$, and $K^+ \rightarrow \pi^+ \pi^0 \pi^0$ decays. The π^0 in all the decays was detected using the $e^+ e^-$ pair from $\pi^0 \rightarrow e^+ e^- \gamma$ decay and no photons were required. Using the Particle Data Group branching ratios [1] for the normalization decays we obtain $BR(K_{e3(\gamma)}^+) = (5.13 \pm 0.02_{stat} \pm 0.09_{sys} \pm 0.04_{norm})\%$, where $K_{e3(\gamma)}^+$ includes the effect of virtual and real photons. This result is $\approx 2.3\sigma$ higher than the current Particle Data Group value. The implications of this result for the V_{us} element of the CKM matrix, and the matrix's unitarity are discussed.

PACS numbers: 13.20.Eb, 12.15.Hh

The Cabibbo-Kobayashi-Maskawa (CKM) matrix describes quark mixing in the Standard Model framework. The CKM elements are determined experimentally. Any deviation from the matrix's unitarity would undermine the validity of the Standard Model. One unitarity condition involves the first row elements:

$$|V_{ud}|^2 + |V_{us}|^2 + |V_{ub}|^2 = 1 - \delta \quad (1)$$

where a non-zero value of δ indicates a deviation from unitarity. The V_{ud} element is obtained from nuclear and neutron decays, and V_{ub} is determined from the semileptonic decays of B mesons [1]. Due to its small value, V_{ub} has negligible effect on the unitarity test, Eq. 1. The V_{us} element can be determined either from hyperon or from $K \rightarrow \pi e \nu$ decays. However, the purely vector K_{e3} decays provide a smaller theoretical uncertainty [1, 2]. The most precise value of V_{ud} obtained from the nuclear superallowed Fermi beta decays leads to $\delta = (3.2 \pm 1.4) \cdot 10^{-3}$ [3], a 2.3σ deviation from unitarity.

While experimental and theoretical efforts to improve the determination of V_{ud} continue, the value of V_{us} listed by the Particle Data Group (PDG) is based on the derivation performed in 1984 [2]. Theoretical contributions to it were reevaluated recently [4, 5, 6, 7], but there has been little new experimental input on the K_{e3}^+ branching ratio. Since, for the unitarity test (1), the uncertainties of V_{ud} and V_{us} are comparable, a high statistics measurement of the K_{e3}^+ branching ratio with good control of systematic errors will be useful.

The bare (without QED corrections) K_{e3}^+ decay rate

[2, 4, 5, 8] can be expressed as

$$d\Gamma(K_{e3}^+) = C(t) |V_{us}|^2 |f_+(0)|^2 [1 + \lambda_+ \frac{t}{M_\pi^2}]^2 dt \quad (2)$$

where $t = (P_K - P_\pi)^2$, $C(t)$ is a known kinematic function, and $f_+(0)$ is the vector form factor value at $t = 0$ which has to be determined theoretically [2, 4]. Two recent experiments [9, 10] provide λ_+ (the form factor slope) measurements consistent with each other and with previous measurements. An omitted negligible term in Eq. 2 containing the form factor f_- is proportional to M_e^2/M_π^2 .

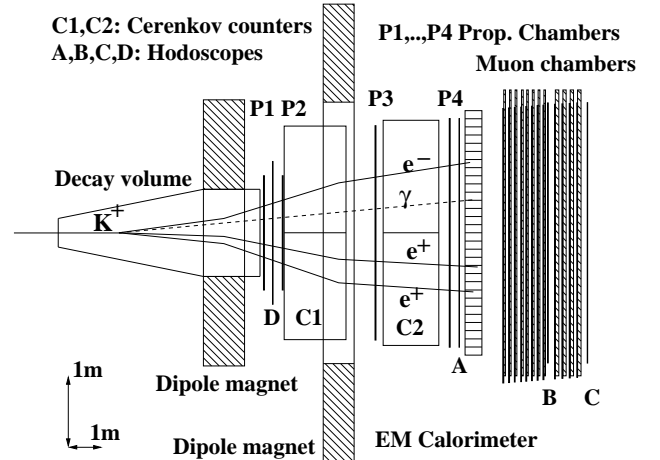


FIG. 1: Plan view of the E865 detector with a simulated $K^+ \rightarrow \pi^0 e^+ \nu$ decay followed by $\pi^0 \rightarrow e^+ e^- \gamma$.

E865 [11] searched for the lepton flavor number violating decay $K^+ \rightarrow \pi^+ \mu^+ e^-$. The detector (Figure 1)

resided in a 6 GeV/c positive beam. The first dipole magnet separated decay products by charge, while the second magnet together with four multiwire proportional chambers (MWPCs: P1-P4) formed the spectrometer. The particle identification system consisted of the four threshold multichannel Čerenkov counters (C1 and C2, each separated into two parts) filled with gaseous methane ($\gamma_t \approx 30$), an electromagnetic calorimeter, and a muon range system. The D and A scintillator hodoscopes gave left/right and crude vertical position. The muon system was not used for this analysis.

The π^0 from the kaon decays was detected through the e^+e^- pair from the $\pi^0 \rightarrow e^+e^-\gamma$ decay mode, with the γ detected in some cases. In order to eliminate the uncertainty of the $\pi^0 \rightarrow e^+e^-\gamma$ branching ratio (2.7%), and to reduce experimental systematic uncertainty we used the other three major decay modes with a π^0 in the final state ($K^+ \rightarrow \pi^+\pi^0(K_{\pi 2})$, $K^+ \rightarrow \pi^0\mu^+\nu(K_{\mu 3})$, $K^+ \rightarrow \pi^+\pi^0\pi^0(K_{\pi 3})$) for the normalization sample ("Kdal").

The K_{e3}^+ data was collected during a one-week dedicated run in 1998. The beam intensity was reduced to $\approx 10^7$ K^+ /2.8 second pulse, a factor of 10 less than the standard $K^+ \rightarrow \pi^+\mu^+e^-$ running intensity, and special on-line trigger logic was implemented.

The normalization (Kdal) and K_{e3}^+ data samples were collected by (the same) trigger that identified e^+/e^- pairs and required time coincidence of the four Čerenkov counters with at least one D-counter scintillator slat on each (left and right) side of the detector. The prescaled Čerenkov efficiency trigger, requiring only three out of four Čerenkov counters (no D-counter requirement), was used for measurement of the Čerenkov and D counter efficiencies.

Off-line event reconstruction, using information from the spectrometer only, required three charged tracks with a common vertex inside the decay volume. The Čerenkov and D counter efficiencies were obtained from the Čerenkov efficiency triggers. The built-in redundancy of the MWPCs (4 planes in each chamber), and of the track reconstruction procedure was used to extract MWPC efficiencies. The absence of the electromagnetic calorimeter from the trigger allowed its efficiency determination from the data. All detector efficiencies were measured as a function of the relevant phase space.

The Monte Carlo simulation used GEANT [12]. All relevant kaon decay modes were simulated, measured efficiencies were applied, and accidental detector hits obtained from the data were added to the simulated events. The PDG value $\lambda_+ = 0.0278 \pm 0.0019$ [1] was used for the K_{e3}^+ decay simulation. The radiative corrections to the K_{e3}^+ decay phase-space density [4] were used, resulting in +0.5% increase of the simulated K_{e3}^+ acceptance. The $K_{e3\gamma}^+$ (inner bremsstrahlung) decays outside of the K_{e3}^+ Dalitz plot boundary were explicitly simulated [8]. For the $\pi^0 \rightarrow e^+e^-\gamma$ decay, radiative corrections have been taken into account according to Ref. [13].

Selection criteria, common to K_{e3}^+ and Kdal samples, included requirements for a good quality vertex, for the three tracks to cross the active parts of the detector, and for the low ($M_{ee} < 0.05$ GeV) mass e^+e^- pair to be identified in the Čerenkov counters. A geometric Čerenkov ambiguity cut rejected events where the Čerenkov counter response could not be unambiguously assigned to separate tracks. The K_{e3}^+ sample was then selected by requiring the second positive track to be identified as e^+ in 2 of the 3: C1, C2, calorimeter. Events entering the normalization sample had no response in at least one of the two Čerenkov counters. These criteria minimized systematic uncertainties [14], but resulted in a small overlap of the K_{e3}^+ and Kdal samples, which was taken into account in the final result calculation. Final acceptances for the three charged particles from the normalization sample differed by no more than 4% between the three normalization decays, and were approximately two times higher than the K_{e3}^+ acceptance of $\approx 0.7\%$ [14].

The final signal and normalization samples were 71,204 and 558,186, respectively. Figure 2 shows the comparison between data and Monte Carlo for some of the relevant reconstructed distributions.

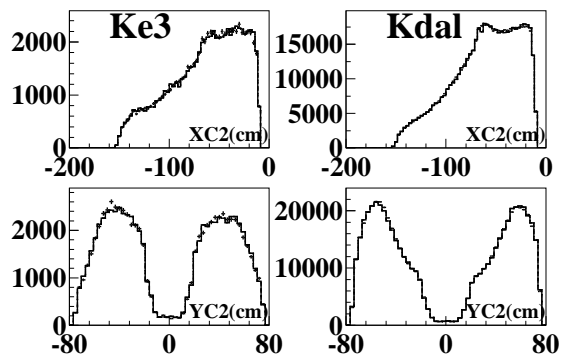


FIG. 2: Distributions of X and Y positions of the first positive track (not e^+ from the π^0 decay) for the selected K_{e3}^+ and Kdal samples. X and Y positions are measured at the end of the second pair of the Čerenkov counters (C2). Histograms represent Monte Carlo; points with errors represent data.

Contamination of the K_{e3}^+ sample by other K^+ decays occurred when π^+ or μ^+ from normalization decays were misidentified as e^+ from K_{e3}^+ , or as a result of $\pi^0 \rightarrow e^+e^-e^+e^-$ decay. It was estimated to be $(2.49 \pm 0.05_{stat} \pm 0.32_{sys})\%$, with the systematic uncertainty caused by the simulation accuracy of the Čerenkov counters response to π^+ and μ^+ . Contamination due to overlapping events was $(0.25 \pm 0.07)\%$ and $(0.12 \pm 0.05)\%$ of the selected normalization and signal samples respectively. Figure 3 shows energy deposited in the calorimeter by the e^+ from the selected K_{e3}^+ sample. The contamination is manifest in the minimum ionization spike at 250 MeV. The small excess of data in the spike agrees with our contamination uncertainty estimate.

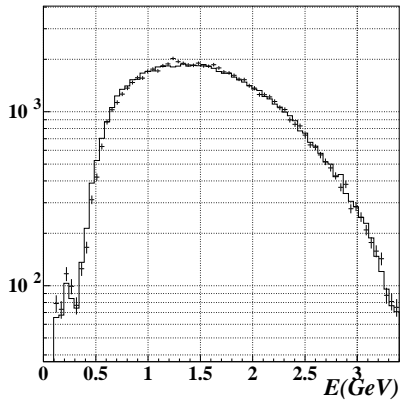


FIG. 3: Energy deposited in the calorimeter by the second positive track from the selected K_{e3}^+ sample (e^+ which is not from the low mass e^+e^- pair). No calorimeter information was used for the e^+ identification. Markers with errors represent data; the histogram represents Monte Carlo.

Though the final K_{e3}^+ sample included $\approx 30\%$ events with the fully reconstructed π^0 , we did not require photon detection in our analysis. This eliminated an additional systematic uncertainty from photon detection and reconstruction in the calorimeter. However, lack of a π^0 reconstruction increased vulnerability to contamination from upstream decays and photon conversion. Upstream decays whose photon produced pairs before the decay volume were suppressed by requiring the three track vertex to be more than two meters downstream of the decay volume entrance. In addition, the results obtained from the two independent samples (one with and one without the π^0 reconstructed) did not show a statistically significant discrepancy. The decay volume was evacuated to about 10^{-8} nuclear interaction length, which suppressed beam pion interactions.

The K_{e3}^+ sample size resulted in a statistical precision of 0.4%. The systematic error was determined from the result's stability under variation of reconstruction procedure, selection criteria, detector efficiencies applied to the Monte Carlo, and subdivision of both signal and normalization samples. No significant correlations between different systematic uncertainties were observed. Systematic uncertainties are summarized in Table I.

The two largest contributions to the error come from the discrepancies [14] between data and Monte Carlo in the momentum (Figure 4) and spatial distributions. In both cases, the systematic error was determined by dividing K_{e3}^+ and K_{dal} events in roughly equal samples using relevant parameter as a separator and observing the result variation [14]. Although the spatial and momentum discrepancies were not correlated, the sensitivity of the vertical spatial discrepancy to the MWPC alignment and of the momentum discrepancy to the spectrometer parameters [14] indicate possible origins.

As an additional consistency check, we estimated the

TABLE I: Systematic uncertainty sources and estimates of their respective contributions to the error of the final result. The total error was calculated as the sum of errors taken in quadrature.

Source of systematic error	Error estimate
Magnetic field uncertainty	0.3%
Vertex finding and quality cut	0.6%
Vertex position cut	0.2%
Cerenkov Ambiguity Cut	0.3%
M_{ee} cut	0.2%
Detector Aperture	0.2%
$(\pi/\mu)^+$ identification	0.04%
MWPC efficiencies	0.2%
D counter efficiencies	0.15%
Cerenkov efficiencies	0.3%
Contamination of the selected samples	0.3%
Vertical spatial/angle distributions discrepancy	0.8%
e^+/e^- momentum distributions discrepancy	1.3%
K_{e3}^+ trigger efficiency	0.1%
Uncertainty in the K_{e3}^+ form factor slope	0.1%
Total error	1.8%

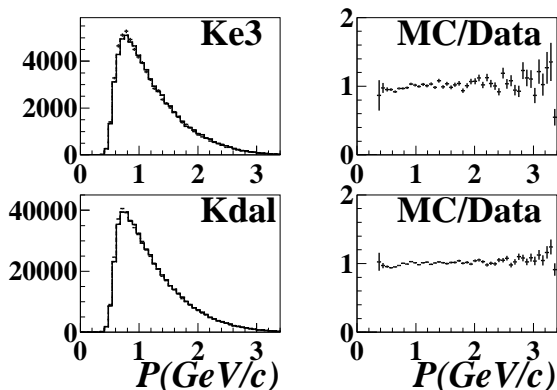


FIG. 4: Distributions of the reconstructed momentum of the e^+ from the low mass e^+e^- pair from the selected K_{e3}^+ and normalization samples. Histograms represent Monte Carlo; points with errors represent data. Plots on the right show the bin by bin Monte Carlo to data ratio.

$K^+ \rightarrow \pi^+\pi^+\pi^-$ decay branching ratio relative to the same normalization sample as for the K_{e3}^+ decay. The result was $(1.01 \pm 0.02) \times R_{PDG}$, where R_{PDG} is the prediction based on the PDG compilation, and the theoretical prediction [15] was used for the $\pi^0 \rightarrow e^+e^-\gamma$ decay rate. The 2% error was determined by combining all relevant uncertainties in quadrature, and was dominated by the uncertainty in the prescale factor of the trigger used to collect $K^+ \rightarrow \pi^+\pi^+\pi^-$ events. A second consistency check compared the K_{e3}^+ branching ratio from 1998 and 1997 data. The 1997 K_{e3}^+ data used a trigger that required hits in the calorimeter, A and D-counters. That trigger did not allow unbiased measurement of these de-

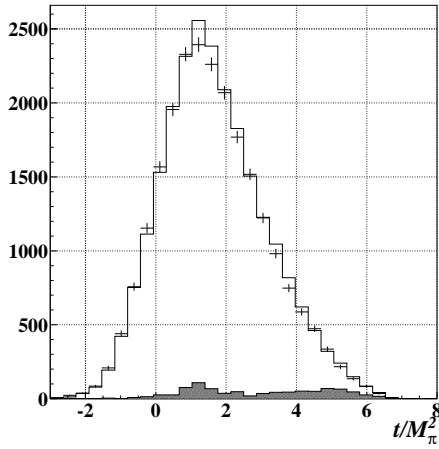


FIG. 5: Reconstructed momentum transfer t divided by $M_{\pi^0}^2$ of the Monte Carlo events (histogram) after the λ_+ fit was performed ($\chi^2/ndf = 1.13$). Points with errors represent data. Monte Carlo errors are not shown. Shaded histogram shows simulated background (non- K_{e3}^+ decays).

tector efficiencies, nor did it provide for the K_{e3}^+ trigger efficiency measurement. While we did not use the 1997 data for our final result, the 1997 K_{e3}^+ branching ratio was statistically consistent (within one sigma) with the one from the 1998 data.

We estimated the form factor slope λ_+ from both 1998 and 1997 K_{e3}^+ data samples. We obtained: $\lambda_+ = 0.0324 \pm 0.0044_{stat}$ for the 1998, and $\lambda_+ = 0.0290 \pm 0.0044_{stat}$ for the 1997 data. Both results are consistent with the current PDG fit. Figure 5 shows the momentum transfer distribution in the kaon rest frame for the 1998 data.

Taking into account the selected samples' contamination [14], our result is $BR(K_{e3(\gamma)}^+)/ (BR(K_{\pi 2}) + BR(K_{\mu 3}) + BR(K_{\pi 3})) = 0.2002 \pm 0.0008_{stat} \pm 0.0036_{sys}$, where $K_{e3(\gamma)}^+$ includes all QED contributions (loops and inner bremsstrahlung). As noted above, for this result the π^0 was detected using the e^+e^- pair from $\pi^0 \rightarrow e^+e^-\gamma$ decay and no photons were required.

Using the PDG fit [1] values for the normalization branching ratios we infer $BR(K_{e3(\gamma)}^+) = (5.13 \pm 0.02_{stat} \pm 0.09_{sys} \pm 0.04_{norm})\%$ where the normalization error is determined by the PDG estimate of the normalization decays branching ratio uncertainties. The PDG fit to the results to the previous K^+ decay experiments yields $BR(K^+ \rightarrow \pi^0 e^+ \nu) = (4.87 \pm 0.06)\%$ [1], $\approx 2.3\sigma$ lower than our result.

Radiative corrections for decays inside the K_{e3}^+ Dalitz plot boundary were estimated to be -1.3% using the procedure of Ref. [4], while the $K_{e3\gamma}^+$ decays outside the Dalitz plot boundary led to a $+0.5\%$ correction. The total radiative correction was -0.8% resulting in the bare $BR(K^+ \rightarrow \pi^0 e^+ \nu) = (5.17 \pm 0.02_{stat} \pm 0.09_{sys} \pm 0.04_{norm})\%$.

Using the current PDG value for G_F , the short-distance enhancement factor $S_{EW}(M_\rho, M_Z) = 1.0232[4,$

16], and our result for the bare K_{e3}^+ decay rate we obtain $|V_{us}f_+(0)| = 0.2239 \pm 0.0022_{rate} \pm 0.0007_{\lambda_+}$, which leads to $|V_{us}| = 0.2272 \pm 0.0023_{rate} \pm 0.0007_{\lambda_+} \pm 0.0018_{f_+(0)}$ if $f_+(0) = 0.9874 \pm 0.0084[2, 4]$. With this value of V_{us} and V_{ud} from superallowed nuclear Fermi beta decays[3] we obtain $\delta = 0.0001 \pm 0.0016$.

While this result does not indicate any significant deviation from CKM unitarity, our K_{e3}^+ decay rate result increases the discrepancy with V_{us} from K_{e3}^0 decay if extracted under conventional theoretical assumptions about symmetry breaking. K_{e3} decay measurements in progress (CMD2, NA48, KLOE)[17] should help to clarify the experimental situation.

We thank V. Cirigliano for the K_{e3}^+ radiative corrections FORTRAN code. We gratefully acknowledge the contributions to the success of this experiment by the staff and management of the AGS, and the technical staffs of the participating institutions. This work was supported in part by the U.S. Department of Energy, the National Science Foundations of the USA, Russia and Switzerland, and the Research Corporation.

-
- [L] Present address: SCIPP UC Santa Cruz, Santa Cruz, CA 95064.
 - [*] Present address: Rutgers University, Piscataway, NJ 08855.
 - [***] Present address: The Prediction Co., Santa Fe, NM 87505.
 - [§] Present address: Albert-Ludwigs-Universität, D-79104 Freiburg, Germany.
 - [&] Present address: University of Connecticut, Storrs, CT 06269.
 - [**] Present address: LIGO/Caltech, Pasadena, CA 91125.
 - [1] K. Hagiwara *et al.*, Phys. Rev. D **66**, 010001 (2002).
 - [2] H. Leutwyler, M. Roos, Z. Phys. C **25**, 91 (1984).
 - [3] J.C. Hardy and I.S. Towner, J. Phys. G **29**, 197 (2003).
 - [4] V. Cirigliano *et al.*, Eur. Phys. J. C **23**, 121 (2002).
 - [5] A. Bytev *et al.*, Eur. Phys. J. C **27**, 57 (2003).
 - [6] G. Calderon and G. Lopez Castro, Phys. Rev. D **65**, 073032 (2002)
 - [7] J. Bijnens and P. Talavera, e-Print Archive: hep-ph/0303103
 - [8] J. Bijnens *et al.*, Nucl. Phys. **B396**, 81 (1993).
 - [9] S. Shimizu *et al.*, Phys. Lett. **B495**, 33 (2000).
 - [10] I.V. Ajinenko *et al.*, Phys. Atom. Nucl. **66**, 105 (2003).
 - [11] R. Appel *et al.*, Nucl. Instr. and Meth. A **479**, 349 (2002).
 - [12] R. Brun *et al.*, "GEANT, Detector Description and Simulation Tool", CERN, Geneva (1994).
 - [13] K.O. Mikaelian, J. Smith, Phys. Rev. **D5**, 1763 (1972)
 - [14] A. Sher, Ph.D. thesis, University of Pittsburgh (2002) http://scipp.ucsc.edu/~sasha/thesis/th_ke3.ps.
 - [15] B.E. Lautrup, J. Smith, Phys. Rev. **D3**, 1122 (1971).
 - [16] W.J. Marciano, A. Sirlin, Phys. Rev. Lett. **71**, 3629 (1993).
 - [17] Workshop on the CKM Unitarity Triangle Durham, UK, 5th-9th April 2003