


STANDARD MODEL FITS

A. KRÜGER

*DESY Zeuthen, Platanenalle 6,
15738 Zeuthen, GERMANY*



Recent results of tests of the Standard Model of electroweak interactions are presented. Data are used from the four LEP experiments, ALEPH, DELPHI, L3, OPAL, the SLD experiment at SLC, the TEVATRON $p\bar{p}$ experiments CDF and D0 and the NuTeV neutrino experiment. χ^2 -fits are performed in order to study the consistency of the Standard Model of electroweak interactions.

1 Measurements

Precision measurements are used for fits in the framework of the Standard Model (SM). Measurements from LEP, SLD, TEVATRON and NuTeV are used to obtain the following observables and pseudo-observables¹:

- LEP I:
 - Z lineshape: $m_Z, \Gamma_Z, \sigma_{\text{had}}^0, R_l^0, A_{\text{FB}}^{0,l}$
 - τ polarisation: $P_\tau(\cos\theta) \rightarrow \mathcal{A}_e, \mathcal{A}_\tau$
 - heavy flavour: $R_b^0, R_c^0, A_{\text{FB}}^{0,b}, A_{\text{FB}}^{0,c}$
 - jet charge asymmetry: $Q_{\text{FB}} \rightarrow \sin^2\theta_{\text{eff}}^{\text{lep}}$
- SLD: L-R asymmetries $\rightarrow \mathcal{A}_l, \mathcal{A}_b, \mathcal{A}_c$
- TEVATRON/LEP II: m_t, m_W
- NuTeV: $\sin^2\theta_W \equiv 1 - m_W^2/m_Z^2$

The sample contains precision measurements of electroweak parameters measured at the Z peak as well as measurements from centre-of-mass energies above the Z peak. The final results of the Z lineshape analysis and asymmetries are listed in table 1. The leptonic coupling parameters, \mathcal{A}_l are derived from LEP I data. The combination of the results, assuming lepton universality, yields $\mathcal{A}_l^{\text{LEP}} = 0.1482 \pm 0.0026$ ¹. The result is compared to the direct measurement of \mathcal{A}_l via the leptonic left-right asymmetry from SLD, $\mathcal{A}_l^{\text{SLD}} = 0.1513 \pm 0.0021$ ¹.

Table 1: The final Z lineshape and asymmetry measurements from LEP with the quoted total uncertainties.

m_Z	91187.5 ± 2.1 MeV
Γ_Z	2495.2 ± 2.3 MeV
σ_{had}^0	41.540 ± 0.037 nb
R_l^0	20.767 ± 0.025
$A_{\text{FB}}^{0,l}$	0.0171 ± 0.0010

The LEP I and SLD combined result is $\mathcal{A}_l = 0.1501 \pm 0.0013$ ¹. The coupling parameters are functions of the vector and axial-vector couplings $\mathcal{A}_l = 2g_V^l g_A^l / ((g_V^l)^2 + (g_A^l)^2)$. The results are obtained for the separate lepton flavours and shown in figure 1 in terms of the vector and axial-vector couplings, g_V^l and g_A^l . The results agree well with each other and are consistent with the hypothesis of lepton universality.

The arrows shown in the picture point towards higher values of the denoted parameters (the top mass, the Higgs mass). The top mass is varied for $m_t = 174.3 \pm 5.1$ GeV and the Higgs mass is varied from $M_H = 114.1$ GeV², the lower limit obtained from direct Higgs searches performed at LEP II, to $M_H = 1000$ GeV.

Particularly, a low value for the mass of the SM Higgs boson is favoured by all lepton flavours.

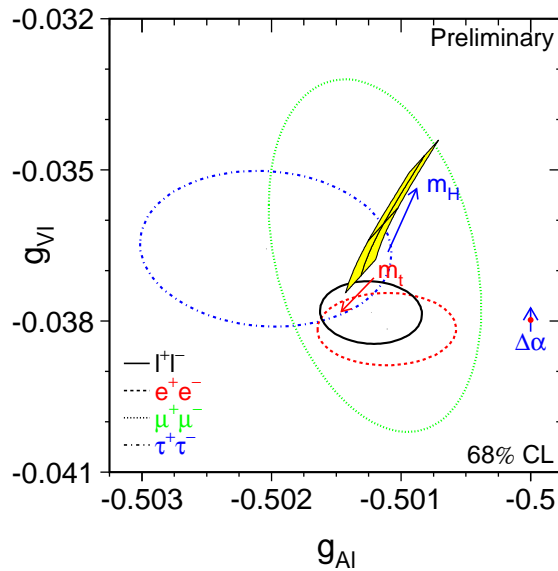


Figure 1: The result of the leptonic measurements carried out at the Z peak at LEP I and SLD. The result is given in terms of the vector and axial-vector couplings, g_V^l and g_A^l , of the Z boson to the single lepton flavours and all lepton flavours combined. The result favours a low value for the mass of the SM Higgs boson.

The heavy flavour results of LEP I, R_b^0 , R_c^0 , $A_{\text{FB}}^{0,b}$ and $A_{\text{FB}}^{0,c}$, and the final result of \mathcal{A}_b from SLD are listed in table 2.

Table 2: The results of R_b^0 , R_c^0 , $A_{\text{FB}}^{0,b}$ and $A_{\text{FB}}^{0,c}$ from LEP I and the final result of \mathcal{A}_b from SLD.

LEP I	R_b^0	0.21646 ± 0.00065
	R_c^0	0.1719 ± 0.0031
	$A_{\text{FB}}^{0,b}$	0.0994 ± 0.0017
	$A_{\text{FB}}^{0,c}$	0.0685 ± 0.0034
SLD	\mathcal{A}_b	0.922 ± 0.020

In figure 2 the results of \mathcal{A}_l , \mathcal{A}_b and $A_{\text{FB}}^{0,b}$ is shown in the \mathcal{A}_b - \mathcal{A}_l plane. The 68% C.L. contour of the combined fit of \mathcal{A}_l , \mathcal{A}_b and $A_{\text{FB}}^{0,b}$ is compared to the SM prediction given by the arrows. The combination of $A_{\text{FB}}^{0,b}$ measurements from the LEP collaborations is also shown in figure 2. The combined value is compared to the SM prediction of the Higgs mass as function of $A_{\text{FB}}^{0,b}$. The low value of $A_{\text{FB}}^{0,b}$ favours a large Higgs mass value.

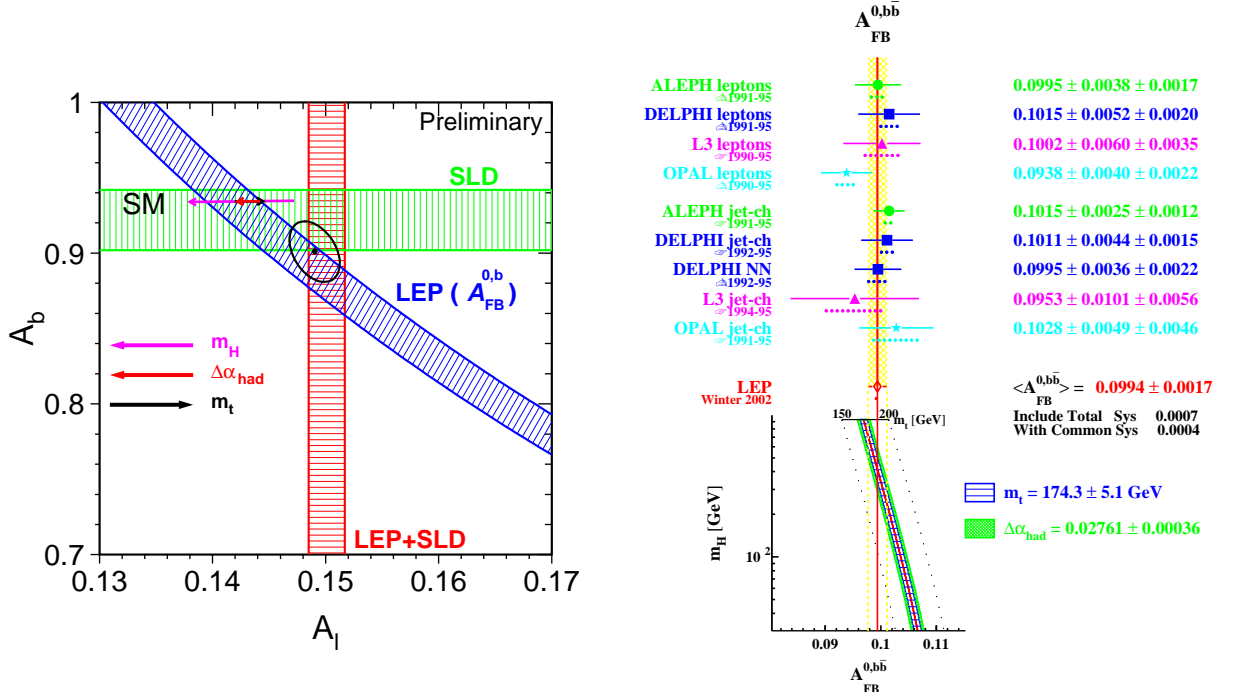


Figure 2: Left: the hadronic results depicted in the \mathcal{A}_b - \mathcal{A}_l plane. The long arrow pointing to the left, denotes the SM dependence of the variation of the Higgs mass and the small arrow pointing to the right, denotes the SM dependence of the variation of the top quark mass. Right: the Higgs mass as a function of $A_{\text{FB}}^{0,b}$.

2 Standard Model Fits

A fit to all measurements is performed for the Higgs mass. The result obtained is $M_H = 85_{-34}^{+54}$ GeV. The result is shown in figure 3 for $\Delta\chi^2$ as a function of the Higgs mass. The one-sided upper limit is $M_H < 196$ GeV at 95% C.L., whereas the direct searches at LEP II yield a lower limit of $M_H > 114.1$ GeV².

A global fit to all measurements is shown in figure 3. The largest deviations are found for the results of $A_{\text{FB}}^{0,b}$ measured at LEP I, which is 2.6 standard deviations below the SM prediction and the result of $\sin^2 \theta_W$ from NuTeV³, which is 3.0 standard deviations above the SM prediction.

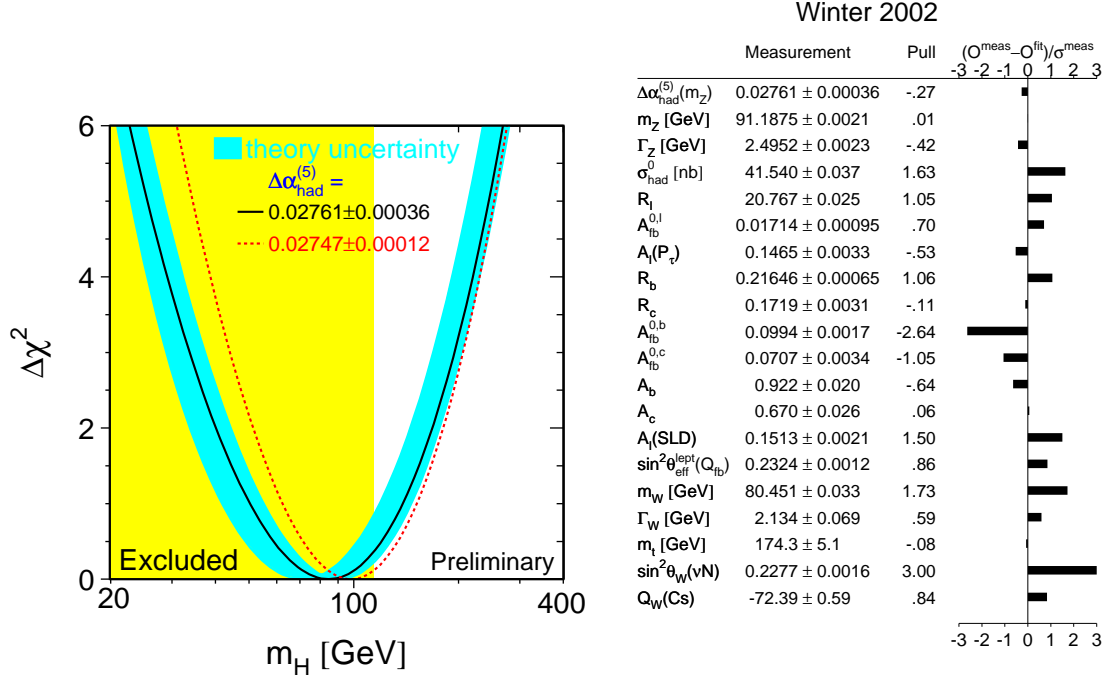


Figure 3: Left: $\Delta\chi^2$ as function of the Higgs mass. Right: the global fit parameters depicted in terms of pull. The definition of the pull is given on the head of the picture.

3 Conclusions

Except for, possibly, $A_{\text{FB}}^{0,b}$ ¹ and the NuTeV $\sin^2 \theta_W$ measurement³, the SM generally describes the data well. Leptonic data favours a low Higgs mass of $\mathcal{O}(20 - 30 \text{ GeV})$ ⁴ compared to the direct lower limit from LEP II². Hadronic data (dominated by $A_{\text{FB}}^{0,b}$) instead tends to favour $M_H = \mathcal{O}(300 - 400 \text{ GeV})$.

Acknowledgements

I wish to thank the LEP Electroweak Working Group and the LEP collaborations ALEPH, DELPHI, L3 and OPAL for discussions and the results, and J.H.Field for discussions.

References

1. LEPEWWG/2002-01, ALEPH 2002-011 PHYS 2002-009, DELPHI 2002-018 PHYS 919, L3 Note 2744, OPAL TN 717
2. K. Hoffman, *Year 2000 update for OPAL and LEP HIGGSWG results*, talk presented at ICHEP 2000, Osaka, July 27 - August 2, 2000, to appear in the proceedings
3. G. P. Zeller *et. al.*, *Phys. Rev. Lett.* **88**, 091802 (2002)
4. M. S. Chanowitz, *Phys. Rev. Lett.* **87**, 231802 (2001)