

B MESON DECAYS: RECENT RESULTS FROM CLEO

S.P. PAPPAS

*California Institute of Technology, 1200 East California Boulevard,
Pasadena CA, USA*

The CLEO Collaboration has extracted improved values of $|V_{cb}|$ and $|V_{ub}|$ from measurements of exclusive and inclusive decays of B mesons. The measurement of $B \rightarrow D^* \ell \nu$ at zero recoil combined with the predicted form factor $F_{D^*}(w_{\min})$ yields $|V_{cb}|$. The photon energy spectrum in $b \rightarrow s \gamma$ and the hadronic recoil mass spectrum in $B \rightarrow X_c \ell \nu$ determine non-perturbative HQET parameters used with inclusive $b \rightarrow c$ and $b \rightarrow u$ rates to obtain $|V_{cb}|$ and $|V_{ub}|$.

1 Introduction

Decays of B mesons provide a window into flavor physics, measuring CKM matrix unitarity and CP violation. The CKM matrix elements V_{cb} and V_{ub} can be measured directly via B meson decays (event yield is proportional to V_{cb} or V_{ub}), and the elements V_{ts} and V_{td} indirectly via B mixing. At CLEO, B mesons are produced almost at rest, so mixing is not accessible (hence neither is V_{ts} nor V_{td}). However, CLEO can measure V_{ub} and V_{cb} well via semi-leptonic decays of B mesons. We present results from exclusive and inclusive semi-leptonic branching fractions.

In exclusive decays we reconstruct final states and use form factors from Heavy Quark Effective Theory (HQET)^{1,2} to extract the underlying CKM element. In inclusive decays we assume quark hadron duality, summing over the final states. Again, HQET provides the decay dynamics but requires inputs accounting for non-perturbative effects.

2 The CLEO Experiment

The CLEO experiment (described extensively elsewhere^{3,4,5}) is located at Cornell University in Ithaca, New York, USA. It is built around the CESR e^+e^- storage ring operating at a center of mass energy of 10.58 GeV. Data is taken 2/3 at the $\Upsilon(4S)$ resonance and 1/3 continuum just below the resonance. The CLEO II (initial) and CLEO II.V (upgraded) detectors yielded respectively 1/3 and 2/3 of the total 13.5 fb^{-1} luminosity used in these analyses.

3 Exclusive $B \rightarrow D^* \ell \nu$

The $B \rightarrow D^* \ell \nu$ analysis measures the decay rate in the zero recoil limit where HQET makes precise predictions for the $B \rightarrow D^*$ form factor $F_{D^*}(w)$ ($w = v_B^\mu v_{D^* \mu}$, equivalent to q^2). Accounting for phase space and spin physics ($\Phi(w)$), the transition rate is:

$$\frac{d\Gamma}{dw} = \frac{G_F^2}{48\pi^2} |V_{cb}|^2 |F_{D^*}(w)|^2 \Phi(w) \quad (1)$$

Zero recoil is at $w_{\min} = 1$ where the D^* is stationary relative to the B . For infinite heavy quark masses, the $b \rightarrow c$ transition does not disturb the light quarks, so $F_{D^*}(w) \equiv 1$. For finite quark masses, HQET provides corrections: $F_{D^*}(w_{\min}) = 0.913 \pm 0.042$.

The D^* is reconstructed and combined with the lepton and the beam energy to yield the decay missing mass in terms of the angle between the B and $D^*\ell$ momenta. Assuming a missing neutrino, the decay angle $\cos \theta_{B D^*\ell} \propto p_B \cdot (p_{D^*} + p_\ell)$ can be calculated. For non-signal decays this will fall outside $[-1, 1]$, distinguishing them from signal.

We reconstruct charged and neutral modes, bin the yield in w and $\cos \theta_{B D^*\ell}$, and correct by $\Phi(w)$. This is fit to a polynomial form with slope and curvature related by dispersion relations^{6,7} (Fig. 1), yielding the values⁸ $|V_{cb}| F_{D^*}(1) = (4.22 \pm 0.13 \pm 0.18) \times 10^{-2}$ and $\rho^2 = 1.61 \pm 0.09 \pm 0.21$, and via Eq. 1:

$$|V_{cb}| = (46.4 \pm 1.4 \pm 2.0 \pm 2.1) \times 10^{-3} \quad (2)$$

Work is also underway to reconstruct exclusive $b \rightarrow u$ transitions, relating $|V_{ub}|$ to branching fractions for $B \rightarrow \pi \ell \nu$ and $B \rightarrow (\rho/\omega) \ell \nu$. Improved $|V_{ub}|$ results are expected by summer.

4 $|V_{ub}|$ from Lepton End Point

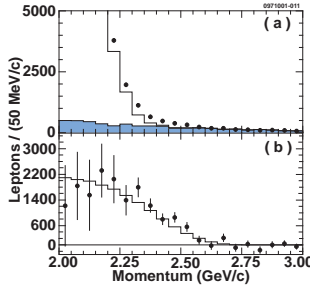


Figure 2: Measured lepton momentum spectra, total and background subtracted in the end point region (2.2 GeV to 2.6 GeV) together with the fit to the predicted shape. 10^{-3} . We obtain²⁴ (Fig. 2):

$$\begin{aligned} |V_{ub}| &= (3.06 \pm 0.08 \pm 0.08) \times 10^{-3} \times \sqrt{(\mathcal{B}_{ub}/0.001) \cdot (1.6 \text{ ps}/\tau_B)} \\ &= (4.08 \pm 0.34 \pm 0.44 \pm 0.16 \pm 0.24) \times 10^{-3} \end{aligned} \quad (3)$$

with uncertainties from $\Delta\mathcal{B}$, $f_u(p)$, V_{ub} from \mathcal{B}_{ub} (theory), and the shape function.

5 Extracting non-perturbative HQET Parameters

The inclusive semi-leptonic decay rate of B mesons to charmed states in HQET is^{9,10}:

$$\Gamma(B \rightarrow X_c \ell \nu) \propto \frac{G_F^2 m_B^5}{192\pi^3} |V_{cb}|^2 \left[1 + \left(\frac{\bar{\Lambda}}{m_B} \right) + \left(\frac{\bar{\Lambda}, \lambda_1, \lambda_2}{m_B^2} \right) + \mathcal{O}\left(\frac{1}{m_B^3}\right) \right] + \text{rad. corr.} \quad (4)$$

The parentheses represent functional forms depending on non-perturbative quantities $\bar{\Lambda}$ ($m_B - m_b$), λ_1 (kinetic energy of the bound b quark), and λ_2 (hyperfine splitting, $m_{B^*} - m_B$), and inverse powers of m_B . They cannot be calculated ab initio, but are universal. $\bar{\Lambda}$ and λ_1 can be measured in $b \rightarrow s \gamma$ and $b \rightarrow c \ell \nu$ decays and applied via Eq. 4 to extract $|V_{cb}|$.

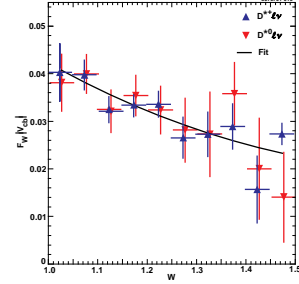


Figure 1: Measured $|V_{cb}|^2 |F_{D^*}(1)|^2$ as a function of w for charged and neutral modes of $B \rightarrow D^* \ell \nu$. The curve is the fit yielding $|V_{cb}|^2 |F_{D^*}(1)|^2$.

5.1 $b \rightarrow s \gamma$ Photon Energy Moments

Initially, $b \rightarrow s \gamma$ decays were studied to seek non Standard Model physics. Current branching fractions agree with S.M. predictions^{11,12,13} and no CP asymmetry is observed, so the decay is now used to measure $\bar{\Lambda}$. The moments $\langle E_\gamma \rangle$ and $\langle E_\gamma^2 \rangle - \langle E_\gamma \rangle^2$ of the inclusive $b \rightarrow s \gamma$ photon spectrum are naively $m_b/2$ and $E_{b,\text{kin}}$, determining $\bar{\Lambda}$ and λ_1 . However, only the expansion of $\langle E_\gamma \rangle$ converges.

We isolate the $b \rightarrow s \gamma$ signature¹⁴ by suppressing and subtracting three orders of magnitude larger backgrounds (continuum and $B\bar{B}$ decays). A neural net combines event shape, lepton identification, and pseudo reconstruction into a signal probability yielding the γ spectrum (Fig. 3) with moments: $\langle E_\gamma \rangle = 2.364 \pm 0.032 \pm 0.011 \text{ GeV}$ and $\langle E_\gamma^2 \rangle - \langle E_\gamma \rangle^2 = 0.0226 \pm 0.0066 \pm 0.0020 \text{ GeV}^2$. HQET relates these^{15,16} to $\bar{\Lambda}$ (M_H is M_D or M_B):

$$\langle E_\gamma \rangle = \frac{M_B}{2} [1 - 0.385 \frac{\alpha_s}{\pi} - 0.620 \beta_0 (\frac{\alpha_s}{\pi})^2 - \frac{\bar{\Lambda}}{M_B} (1 - 0.954 \frac{\alpha_s}{\pi} - 1.175 \beta_0 (\frac{\alpha_s}{\pi})^2) + \mathcal{O}(1/M_H^3)] \quad (5)$$

5.2 $b \rightarrow c \ell \nu$ Hadronic Mass Moments

An HQET expansion^{17,18} relates the moment $\langle M_{Xc}^2 \rangle$ of the hadronic recoil mass in $b \rightarrow c \ell \nu$ decays to $\bar{\Lambda}$ and λ_1 . (The second moment, $\langle (M_X^2 - M_D^2)^2 \rangle$, again does not converge). Measuring these decays¹⁹ uses neutrino reconstruction techniques pioneered by CLEO²⁰.

Neutrino reconstruction relies on detector hermiticity and careful modelling of energy flow. We sum the kinematics of all particles in the event, and use event charge, lepton count, and the invariant mass of the inferred neutrino to ensure the measurement precisely reflects the kinematics of the semi-leptonic decay. The hadronic recoil system is calculated from the B , ℓ , and ν kinematics, neglecting the (small) term $\vec{p}_B \cdot \vec{p}_{\ell\nu}$.

The recoil mass spectrum is fit to three components (Fig. 4): $B \rightarrow D \ell \nu$, $B \rightarrow D^* \ell \nu$, and $B \rightarrow X_H \ell \nu$ (D^{**} , etc. and non-resonant). From this we measure¹⁹ $\langle M_x^2 - M_D^2 \rangle = 0.251 \pm 0.023 \pm 0.062 \text{ GeV}^2$ and $\langle (M_X^2 - M_D^2)^2 \rangle = 0.639 \pm 0.056 \pm 0.178 \text{ GeV}^4$.

Combining the results of $b \rightarrow s \gamma$ and $b \rightarrow c \ell \nu$ measurements we obtain simultaneous constraints on $\bar{\Lambda}$ and λ_1 . We perform a fit (Fig. 5), yielding¹⁹:

$$\begin{aligned} \bar{\Lambda} &= 0.35 \pm 0.07 \pm 0.10 \text{ GeV} \\ \lambda_1 &= -0.238 \pm 0.071 \pm 0.078 \text{ GeV}^2 \end{aligned} \quad (6)$$

6 $|V_{cb}|$ from Inclusive Semi-Leptonic B Decays

Recalling Eq. 4, we can relate the rate of $b \rightarrow c$ semi-leptonic decays to $|V_{cb}|$. The rate has been measured via a two lepton tag technique²⁵ and is corrected for $b \rightarrow u$ to extract $\mathcal{B}(B \rightarrow$

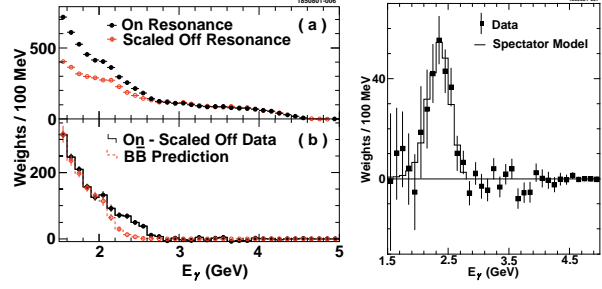


Figure 3: Plots of unsubtracted photon energy spectra in $b \rightarrow s \gamma$ decays and the inclusive spectrum after subtraction of all contributions other than $b \rightarrow s \gamma$.

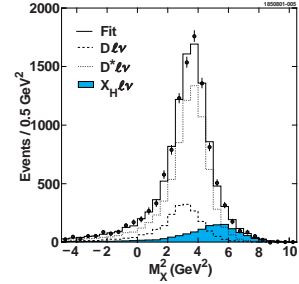


Figure 4: Hadronic recoil mass spectrum for $b \rightarrow c \ell \nu$ decays, fit to components for D , D^* , and heavier states.

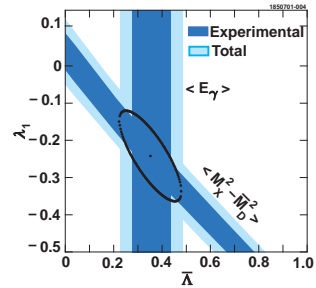


Figure 5: The simultaneous fit of $\bar{\Lambda}$ and λ_1 from $b \rightarrow s \gamma$ and $b \rightarrow c \ell \nu$.

$X_c \ell \nu) = (10.39 \pm 0.46)\%$. Using the measured admixture fraction²⁶ ($f_{+-}/f_{00} = 1.04 \pm 0.08$) and the lifetimes ($\tau_{B^\pm} = (1.548 \pm 0.032)$ ps and $\tau_{B^0} = (1.653 \pm 0.028)$ ps) we determine $\Gamma_{sl} = (0.427 \pm 0.020) \times 10^{-10}$ MeV, finally yielding $|V_{cb}|$ via measured $\bar{\Lambda}$, λ_1 , and λ_2 :

$$V_{cb} = (40.4 \pm 0.9 \pm 0.5 \pm 0.8) \times 10^{-3} = (40.4 \pm 1.3) \times 10^{-3} \quad (7)$$

This result has an error of only 3.2%, making it the most precise determination of $|V_{cb}|$ to date.

Acknowledgments

The author would like to thank the researchers at CLEO and CESR for providing such remarkable data and analyses as well as the agencies DOE and NSF for funding this research. Thanks also to the organizers of the XXXVII Recontres de Moriond for a wonderful conference and environment to study and discuss physics.

References

1. N. Isgur, M.B. Wise, *Phys. Lett. B* **232**, 113 (1989), *Phys. Lett. B* **237**, 527 (1990).
2. M. Neubert, *Phys. Rept.* **245**, 259 (1994).
3. Y. Kubota *et al.*(CLEO), *NIM* **A320**, 66 (1992).
4. T. S. Hill *et al.*(CLEO), *NIM* **A418**, 32 (1998).
5. R. A. Briere in *Proc. of the 7th Intl. Symp. on Heavy Flavor Phys.*, ed. C. Campagnari, World Scientific, 1999, 442.
6. C.G. Boyd, B. Grinstein, and R. Lebed, *Phys. Rev. D* **56**, 6895 (1997).
7. I. Caprini, L. Lellouch, and M. Neubert, *Nucl. Phys. B* **530**, 153 (1998).
8. R.A. Briere *et al.*(CLEO), CLNS 01/1773, submitted to *Phys. Rev. Lett.* (2002).
9. I.I. Bigi, M.A. Schifman, N.G. Uraltsev, A.I. Vainshtein, *Phys. Rev. Lett.* **71**, 496 (1993).
10. M.E. Luke, M.J. Savage, M.B. Wise, *Phys. Lett. B* **345**, 301 (1995).
11. A. Ali, C. Greub, *Phys. Lett. B* **361**, 146 (1995).
12. A.L. Kagan, M. Neubert, *Eur. Phys. J. C* **7**, 5 (1999).
13. K. Chetyrkin, M. Misiak, M. Münz, *Phys. Lett. B* **400**, 206 (1997).
14. S. Chen, *et al.*, *Phys. Rev. Lett.* **87**, 251807 (2001).
15. C. Bauer, *Phys. Rev. D* **57**, 5611 (1998).
16. Z. Ligeti, M.E. Luke, A.V. Manohar, and M.B. Wise, *Phys. Rev. D* **60**, 034019 (1999).
17. A.F. Falk, M.E. Luke, and M.J. Savage, *Phys. Rev. D* **53**, 2491 (1996); *Phys. Rev. D* **53**, 6316 (1996).
18. A.F. Falk and M.E. Luke, *Phys. Rev. D* **57**, 424 (1998).
19. D. Cronin-Hennessy *et al.*(CLEO), *Phys. Rev. Lett.* **87**, 251808 (2001).
20. J.P. Alexander *et al.*(CLEO), *Phys. Rev. Lett.* **77**, 5000 (1996).
21. M. Neubert, *Phys. Rev. D* **49**, 4623 (1994); *Phys. Lett. B* **513**, 88 (2001).
22. A.K. Leibovich, I. Low, and I.Z. Rothstein, *Phys. Lett. B* **486**, 86 (2000); *Phys. Lett. B* **513**, 83 (2001).
23. A.H. Hoang, Z. Ligeti, and A.V. Manohar, *Phys. Rev. Lett.* **82**, 277 (1999); *Phys. Rev. D* **59**, 074017 (1999).
24. A. Bornheim *et al.*(CLEO), CLNS 01/1767, submitted to *Phys. Rev. Lett.* (2002).
25. B. Barish *et al.*, *Phys. Rev. Lett.* **76**, 1570 (1996).
26. J.P. Alexander *et al.*(CLEO), *Phys. Rev. Lett.* **86**, 2737 (2001).