


LONG BASELINE NEUTRINO OSCILLATION REVIEW

A. WEBER

*Department of Physics, University of Oxford, Keble Road,
Oxford OX1 3RH, England*



This article will summaries the status of current and future long baseline neutrino oscillation Experiments.

1 Introduction

The most exciting result of the last decade has been the growing evidence that neutrinos are massive¹. The V-A structure of the electroweak theory requires only left handed and therefore massless neutrinos. Observation of neutrino mass is therefore in direct conflict with the Standard Model.

The most important result, indicating that neutrinos do oscillate and therefore have to have mass, comes from the Super Kamiokande experiment. They observed a zenith angle dependence (and thus a dependence on distance travelled) in the ratio of ν_μ to ν_e interactions of atmospheric neutrinos². Since the angular dependence is far larger than the asymmetry in the cosmic ray flux, there is no known way of generating this effect other than neutrino physics. In addition the angular dependence is described by oscillation parameters consistent with the measured suppression of the total ν_μ to ν_e ratio. The angular dependence at Super Kamiokande implies that the value of Δm^2 , the difference in the mass squared of the two neutrinos, lies between 10^{-2} and 10^{-3}eV^2 . The data from other experiments confirms this observation³.

2 The Experiments

There are now several experiments using man-made neutrino sources which will try to confirm this observation and measure the parameters of neutrino oscillation. They use of man-made neutrino source overcomes one of the main limitations of current experiments, the not well understood properties of the neutrino source.

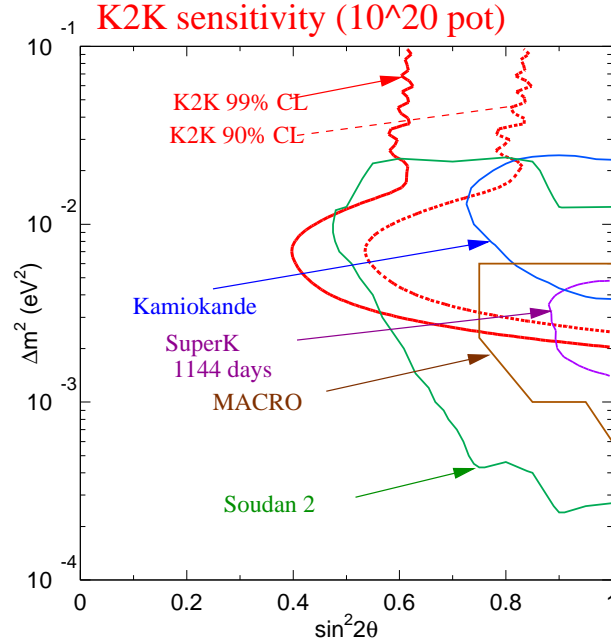


Figure 1: K2K expected sensitivity for 10^{20} protons on target, compared with the allowed regions other experiments in oscillation parameters space.

2.1 The K2K Experiment

The K2K experiment⁴, which started taking data in 1999, studies the region of Δm^2 suggested by the atmospheric neutrino experiments. It is the first long baseline neutrino oscillation experiment ever built. An almost pure beam of $\bar{\nu}_\mu$ with an average energy around 1.3 GeV is directed from KEK, Japan, to the SuperKamiokande detector 250 km away. The beam energy spectrum and flux are measured with a detector close to the neutrino production site and are then extrapolated to estimate the expected flux and spectrum at the Kamioka mine. This experiment is sensitive only to some fraction of the region of neutrino mass difference suggested by the atmospheric neutrino results. The beam intensity is not sufficient to cover the whole of the Super-K allowed region (see Fig. 1) and the beam energy is too low to produce τ leptons in the preferred $\nu_\mu \rightarrow \nu_\tau$ oscillation mode.

However, results presented at this conference⁵ already show an impressive preliminary result using just the expected event rate. K2K has collected less than half of its expected data so far and results will become more precise once the analysis of the neutrino energy spectrum is included.

2.2 The MINOS Experiment

The MINOS experiment will study muon neutrinos produced at FNAL in a controlled beam experiment. A tunable beam of 1-20 GeV ν_μ will be sampled before and after a journey of 735 km to the Soudan mine in Minnesota. This baseline and choice of energy renders the experiment sensitive to the entire region of neutrino mass difference suggested by the atmospheric neutrino experiments. MINOS will unambiguously confirm or deny neutrino oscillation as the explanation of the atmospheric neutrino anomaly. If neutrinos do oscillate it will provide precise measurements of the Δm^2 and the mixing matrix elements.

There will be two functionally similar detectors: calorimeters made of planes of 2.54 cm thick steel interleaved with sensitive planes of 1cm thick x 4cm wide solid scintillator strips. The steel plates are octagonal in shape and toroidally magnetised by a coil threaded through a

CC energy distributions – $\Delta m^2=0.003 \text{ eV}^2$, $\sin^2(2\theta)=0.8$

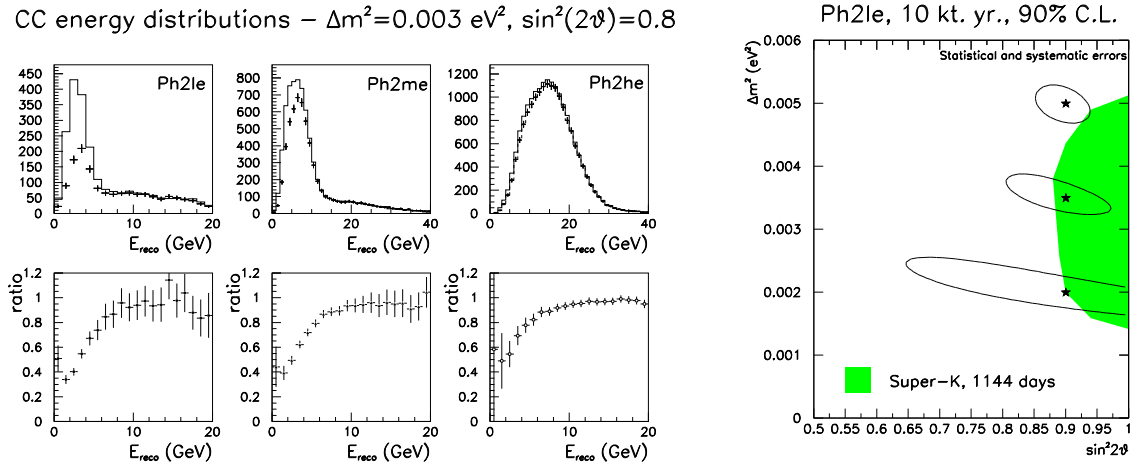


Figure 2: **Left top:** ν_μ charged current total energy distribution oscillated and unoscillated together for the three different neutrino beam spectra for $\Delta m^2 = 3 \cdot 10^{-3}$ and $\sin^2 2\theta = 0.8$. Two years of running at nominal intensity have been assumed. **Left bottom:** Ratio of the oscillated and unoscillated energy spectra. A dip can clearly be seen when using the low energy beam. This is the strongest indication for neutrino oscillations. **Right:** The plot shows the 90% C.L. allowed regions from fits to reconstructed CC energy distributions. These distributions are generated with specific oscillation parameters Δm^2 , $\sin^2 2\theta$ (indicated by stars on the plot). The Super-K 90% C.L. allowed region is also shown.

hole in the centre of the octagon. In the far detector the regular octagons are 8 m in diameter and are grouped into two “supermodules”. The total mass of the far detector is 5.4 ktons. The far detector scintillator strips are read out at both ends by wavelength shifting fibres onto Hamamatsu M16 multi-anode phototubes. Eight strips are summed onto each pixel of the phototube. The pattern of summing at each end is arranged such that the strip which is crossed by a single particle is uniquely determined. A more detailed description can be found in⁶.

The 0.98 kton near detector is offset with respect to the beam in order to prevent the neutrino events from intersecting the coil hole. The squashed octagonal shape of the detector allows the toroidal field to focus muons towards the centre of the detector. Only the innermost 25cm of the beam will be used in the analysis (the near and far beam spectra are most similar for this region) and so only one quadrant needs to be instrumented in the upstream region. The magnetic field has been designed such that the average field seen by a muon in the near detector is as close as possible to that seen by muons in the far detector. The very large number of neutrino interactions in the near detector opens the possibility of high statistic conventional neutrino measurements.

The MINOS beam has been designed to use a system of two parabolic horns whose position relative to the target can be adjusted to select a band of neutrino energies. Figure 2 shows the number of ν_μ CC events per kiloton of detector per year as a function of neutrino energy for three configurations of the beam: high, medium and low energy. The beam energy can be chosen to give maximum sensitivity to the region of Δm^2 to be investigated. It can be seen that beams peaking below 2-3 GeV give essentially negligible event rates, thus setting a lower limit of around $8 \times 10^{-4} \text{ eV}^2$ on any detectable oscillations.

The disappearance of ν_μ from the beam as a function of energy will be reflected in dips in the measured ν_μ CC energy distribution. ν_μ CC events can be selected with high purity and small losses by a cut on event length, exploiting the fact that a penetrating muon is present in the final state. Figure 2 shows the measured CC total energy distribution at Soudan compared with that expected from extrapolation of the near detector energy distribution for the three different beam configurations from a two year run⁷. The plot includes all resolution and selection effects.

The dips due to the oscillation are most visible with the low energy beam. Δm^2 is given by the position of the minimum of the dip and $\sin^2 2\theta$ by the magnitude of the dip. Figure 2 shows the confidence level contours in Δm^2 - $\sin^2 2\theta$ from fits to distributions generated with $\sin^2 2\theta=0.8$ and different values of Δm^2 .

Oscillations of $\nu_\mu \rightarrow \nu_\tau$ or $\nu_\mu \rightarrow \nu_e$ result in the rate of ν_μ CC events being reduced relative to that expected from the near detector rate and being replaced by ν_τ or ν_e events. ν_μ CC events are characterised as “long” events with a penetrating muon whereas ν_τ and ν_e CC events, along with neutral current (NC) events, produce only hadronic or electromagnetic showers and are thus characterised as “short” (apart from the 17% of τ decays to $\mu\nu\nu$). The result of oscillations is to increase the ratio of short to long events (NC/CC ratio). The measurement of this ratio in the near and far detector is therefore a very sensitive indication of oscillations and gives the measurement of oscillation probability with the smallest systematic errors. The ν_e - appearance measurement is the third important measurements done with MINOS.

Combining all these measurements allows the explicitly calculate of the oscillation probabilities for $\nu_\mu \rightarrow \nu_\tau$, $\nu_\mu \rightarrow \nu_e$ and $\nu_\mu \rightarrow \nu_s$.

2.3 The OPERA Experiment

OPERA⁹ is designed as an appearance search for $\nu_\mu \rightarrow \nu_\tau$ oscillations. It is located in the Gran Sasso Laboratory in the CNGS neutrino beam from the CERN SPS. The detector is based on a massive lead/emulsion target. The nuclear emulsions are exploited for the direct observation of the decay of the τ -lepton, produced in ν_τ charged current interaction.

While the NuMI beam at Fermilab is optimised to see the dip in the ν_μ charged current energy distribution, the CNGS beam has been optimised to detect the appearance of ν_τ events. Its average energy is much higher in order to be above the energy threshold for τ production. The neutrino beam is generated from a 400 GeV proton beam on a graphite target (4.5×10^{19} pot/year)⁸. The pions and kaons produced in this beam are focused with a magnetic horn and reflector into the 900m decay pipe. The expected neutrino spectrum at Grand Sasso is optimised for the ν_τ appearance measurement and peaks at around 20 GeV. It is predominately a ν_μ beam with negligible contaminations from electron or τ neutrinos.

OPERA aims to detect the ν_τ charged current events by identifying the τ produced through its decay kink. OPERA is an evolution of the Emulsion Cloud Chamber (ECC) technique, which combines high precision tracking in the emulsion with a passive material to provide the large target mass.

An ECC cell consists of a 1 mm thick lead plate followed by a thin film made of two 50 μm thick emulsion layers separated by a 200 μm plastic base. The basic detector unit is obtained by stacking 56 cells to form a compact brick ($10.2 \times 12.7\text{cm}^2$ transverse section, $10 X_0$ length, 8.3 kg weight), which will be assembled into walls.

After each wall, an electronic tracking detector is used to select the brick where the neutrino interaction occurs. This tracking detector follows very closely that of MINOS, with scintillator strips coupled to wave-length shifting fibres and multi-anode PMT readout, where the selected PMTs are the same as those used in MINOS near detector. A wall of bricks and two planes of electronic detectors constitute one OPERA module, whose structure is then repeated 24 times to form a supermodule, also including a downstream muon spectrometer. Each muon spectrometer consists of a dipolar magnet (1.55 T in the tracking region), made of two vertical walls of iron layers, interleaved with RPC detectors and drift tubes, placed in front and behind the magnet as well as between the two walls. Three supermodules form the full OPERA detector, for a total target mass of about 1.8 ktons.

The data from the electronic detectors, which will be analysed quasi-online, are used to select bricks where neutrino interactions occur and which will be removed by an automated system.

Decay mode	$\epsilon(\nu_\tau CC)(\%)$	N_{BKGD}/year
$\tau \rightarrow e$	3.7	0.04
$\tau \rightarrow \mu$	2.7	0.03
$\tau \rightarrow h$	2.3	0.05

$\Delta m^2(\text{eV}^2)$	N_τ/year
1.5×10^{-3}	0.82
2.5×10^{-3}	2.82
3.2×10^{-3}	3.66

Table 1: **Left:** OPERA efficiency for the τ decay channels considered and the corresponding expected number of background events per year. The efficiencies also include the branching ratio for each decay channel. **Right:** Expected number of τ events observed in OPERA per year as a function of possible values of Δm^2 .

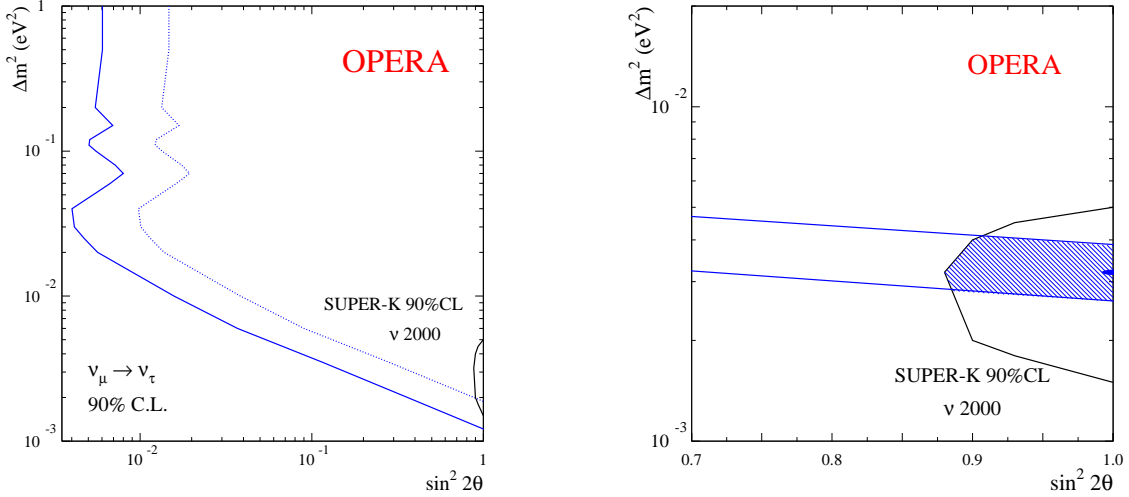


Figure 3: **Left:** Expected upper limit at the 90% C.L. from OPERA with no oscillation signal after 2 and 5 years of running. **Right:** Possible 90% C.L. allowed region for the oscillation parameters from OPERA after 5 years of running assuming an oscillation signal.

Additional bricks might need to be removed for a complete reconstruction of the interesting events. Events selected as τ candidates will then be sent to dedicated scanning stations, where further studies can be performed to achieve the required background suppression. The expected rate of $\nu_\mu CC$ events is of about 30 events per day.

The τ decay channels considered by OPERA are listed in Table 1, together with the corresponding ν_τ detection efficiencies and the expected number of background events, which are mostly from charm production, large angle muon scattering and hadron re-interactions. New studies are underway to improve the experiment sensitivity by adding also the $\tau \rightarrow \rho\nu$ channel (23.5% B.R.) to the decay modes considered. The expected number of τ events per year is given in Table 1 as a function of possible values of Δm^2 .¹⁰

If no signal is observed, the average upper limit at 90% C.L. which would be obtained by OPERA is shown in Figure 3 for 2 and 5 years of exposure respectively. On the other hand, if ν_τ events are actually observed, a measurement of Δm^2 can be performed. Assuming maximal mixing and $\Delta m^2 = 3.2 \times 10^{-3} \text{ eV}^2$, the 90% C.L. allowed region for the oscillation parameters as determined by OPERA after 5 years of data taking is shown in Figure 3.

OPERA also plan to perform a $\nu_\mu \rightarrow \nu_e$ oscillation analysis, by looking for ν_e appearance above the $\sim 1\%$ intrinsic ν_e contamination, and to search for neutrino oscillations by studying the ratio between NC and CC interactions. However the study of the systematic uncertainties for those analyses is likely to be somewhat limited by the lack of a near detector.

2.4 KamLAND

The KamLAND experiment¹¹ has just started to take data. This experiment will not detect muon neutrinos from an accelerator, but measure the flux and energy spectrum of 1-8 MeV $\bar{\nu}_e$ emitted by the nuclear reactors at several Japanese power stations, at a distance between 150 and 210 km from the detector. This experiment will therefore not make additional contribution to the atmospheric neutrino problem, but investigate the solar neutrino oscillation scenario. The estimated sensitivity of KamLAND is such that at 90%CL and after three years of data taking, the experiment should be able to cover the entire domain defined by the LMA solution (down to $\Delta m^2 \sim 4 \times 10^{-6} \text{eV}^2$). If oscillations are observed, the parameters should be determined to a precision of 20% at the 99% CL. This is relevant not only for the solar neutrino problem, but also, if LMA is confirmed, may allow to measure CP violation in the lepton sector.

3 The Future

This initial round of long baseline neutrino experiments will establish once and for all the existence of neutrino oscillations and measure the parameters Δm_{23}^2 and $\sin^2 2\theta_{23}$ with a 5% to 20% precision. However, further progress in the field can only be made using even more intense neutrino beams with energies and oscillation length tuned to the question to be answered. It is especially interesting to investigate the possibility of CP violating effect in the lepton sector of the Standard Model. The way forward here might be to either build a conventional neutrino beam with an even higher flux (“Super-Beam”) or to develop a neutrino source based on a muon storage ring (“Neutrino Factory”).

3.1 Super-Beams

There are currently no constrain on the parameter $\sin^2 2\theta_{13}$, which describes the sub-dominant mixing of muon neutrinos to electron neutrinos in the atmospheric neutrino oscillation scenario. The sensitivity of current experiments to this parameters is quite limited. An improvement in sensitivity can be achieved by so-called “Super-beams”.

A Super-beam is a conventional neutrino beam with a largely increased neutrino flux. Ideas for such machines are currently being discussed at several accelerator centres¹². The most concrete proposal is currently considered in Japan¹³, in which a high intensity narrow band neutrino beam is produced by secondary pions created by the high intensity proton synchrotron at JHF. The neutrino energy could be tuned to the oscillation maximum at 1 GeV for a baseline length of 295 km towards the Super-Kamiokande detector. Its energy resolution and particle identification enable the reconstruction of the initial neutrino energy. The physics goal of the first phase of the proposal is an order of magnitude better precision in the $\nu_\mu \rightarrow \nu_\tau$ oscillation measurement and a factor of 20 more sensitivity in the $\nu_\mu \rightarrow \nu_e$ appearance mode than conventional currently approved experiments. In the second phase, an upgrade of the accelerator from 0.75 MW to 4 MW in beam power and the construction of a 1 Mton Hyper-Kamiokande detector are envisaged. This would lead to an order of magnitude improvement in the $\nu_\mu \rightarrow \nu_e$ oscillation sensitivity and may make the measurement of a CP violating phase down to $10^\circ - 20^\circ$ possible.

3.2 Neutrino Factories

The ultimate weapon to measure mixing parameters and the CP-odd phase in the neutrino mixing matrix is a neutrino factory. This is a revolutionary idea which may possibly lead to the most intense neutrino sources. In a conventional neutrino beam protons are dumped onto a target to produce pions. These pions decay to produce muon neutrinos and muons. Contrary to conventional beam the where the muons are absorbed and the neutrino beam is made from

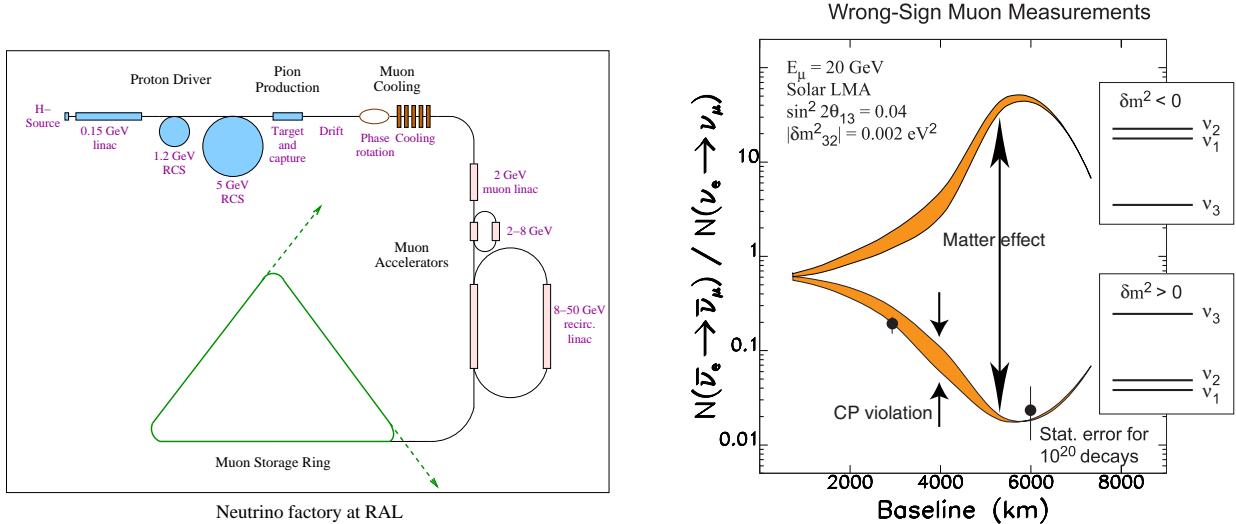


Figure 4: **Left:** Possible layout of a neutrino factory. An intense beam of protons is dumped onto a target. The resulting pions decay and produce muons. This beam of muons is cooled by passing it repeatedly through a liquid Hydrogen absorber and re-accelerating it. The muon beam is then accelerated by a recirculating linear accelerator to its final energy of 20-50 GeV. This muons are put into a storage “ring” with two or three straight section. The neutrino beam comes from the muons decaying in the straight sections of the ring. A “bow-tie” or triangular layout would allow service to experiments in different locations and baselines. **Right:** This diagram shows the CP violating effect on the measured rate of electron neutrinos oscillating to muon neutrinos compared to the anti-particle oscillations for certain mixing parameters. An exact measurement of this ratio allows not only a measurement of the CP violating phase at moderate baselines, but also determines the mass ordering of the neutrino states.

the pion decay neutrinos, the muons are captured in a neutrino factory. This muon are then accelerated and put into a storage ring to decay (see Fig. 4).

There have been a number of feasibility studies in the US, Japan and also at CERN, which try to address the main technological problems of such a machine.¹⁴ Some of the technological problems that must be solved in order to achieve the full physics potential are listed below.

- build a proton target that can withstand a 4 MW beam,
- reduce the emittance of the resulting muon beam so that it fits into an accelerator, and
- reduce the costs so that one can actually afford it.

The muon decay is a pure weak process and well understood. This leads to a much simpler neutrino beam containing significant and precisely known amount of electron and muon neutrinos. This eliminates the errors coming from the hadronic pion production uncertainties in conventional neutrino beams. A figure of merit for a neutrino factory is shown Fig.4. A neutrino factory will be able to determine the ordering of the neutrino mass eigenstates due to matter effects and also lead to a measurement of the CP violating phase, if the other neutrino parameters are right (solar LMA solution and non-vanishing $\sin^2 2\theta_{13}$).¹⁵

4 Summary

Much progress has been made since the first suggestions that the atmospheric neutrino anomaly could be explained by neutrino oscillations. K2K is the first of a new class of long baseline experiments which try to confirm the oscillation hypotheses. However, it’s sensitivity is limited and only the new long baseline experiments like MINOS and OPERA will deliver the final proof

that the atmospheric neutrino deficit is due to neutrino oscillations. Current SNO data suggest that the LMA solution explains the solar neutrino problem¹⁶. KamLAND, which recently started data taking should therefore be able to measure and confirm this scenario. More interesting results, like a measurement of the so far unknown parameter $\sin^2 2\theta_{13}$, and a possible determination of CP violating parameters in the neutrino sectors will lay in the hands of future machines and require significant improvements in accelerator technology and detector size.

Acknowledgements

I would like to thank the KamLAND, K2K, MINOS, and OPERA collaborations for providing material for this talk. Special thanks to N. Tagg and J. Cobb for carefully reading this manuscript and the talk. This talk was sponsored by the Conference & Schools Committee of the Particle Physics sub-department, University of Oxford.

References

1. A. De Santo, *Int. J. Mod. Phys. A* **16** (2001) 4085.
2. Y. Fukuda et al., *Phys. Rev. Lett.* **81** (1998) 1562.
3. Plenary talk at the XIX International Symposium on Lepton and Photon Interactions at High Energies, Stanford, 1999, hep-ex/9912007.
4. K. Nakamura et al., *Nucl. Phys.* **91** (*Proc. Suppl.*) (2001) 203;
S. Ahn, hep-ex/0103001, subm. to *Phys. Rev. Lett.*
5. A. Ichikawa, <http://moriond.in2p3.fr/EW/2002> .
6. MINOS collaboration, The MINOS Detectors Technical Design Report, Fermilab, NuMI-L-337.
7. For a description of the analysis see <http://www-numi.fnal.gov:8875/blessed/index.html>
8. G. Acquistapace et al., CERN 98-02, INFN/AE-98/05;
R. Bailey et al., CERN-SL/99-034(DI), INFN/AE-99/05.
9. M. Guler et al., CERN/SPSC 2000-028, SPSC/P318, LNGS P25/2000.
10. S. Aoki (for the OPERA Coll.), in *Frontiers in Contemporary Physics 2001*, Vanderbilt University, Nashville, Tennessee, USA (March 2001).
11. J. Busenitz et al., Proposal for US Participation in KamLAND, <http://kamland.lb.gov>;
G. Gratta, KamLAND, Aspen Winter conference, Feb 2002,
<http://hep.uchicago.edu/asp02/Talks/gratta.pdf>.
12. V. Barger et al., Oscillation Measurements with Upgraded Conventional Neutrino Beams, hep-ex/0103052.
13. Y. Itow et al., The JHF-Kamioka Neutrino Project, hep-ex/0106019.
14. More information can be found at
<http://www.cap.bnl.gov/munu>,
<http://muonstoragerings.cern.ch> and
http://www.fnal.gov/projects/muon_collider
15. V. Barger et al., hep-ph/0003184;
A. Bueno, M. Campanelly, A. Rubbia, hep-ph/0005007.
16. Q.R. Ahmad et al., nucl-ex/0204009, accepted by *Phys.Rev.Lett.*