

Simulation of a RICH Detector for the CKM Experiment

Ibrahim Torres¹, Jürgen Engelfried², Antonio Morelos³

Instituto de Física, Universidad Autónoma de San Luis Potosí, Álvaro Obregón 64, Zona Centro, San Luis Potosí, SLP 78000, México

email: ¹itorres@ifisica.uaslp.mx, ²jurgen@ifisica.uaslp.mx, ³morelos@ifisica.uaslp.mx

We will present here the simulations of RICH detectors which will be used in the CKM experiment. We will verify their performance, critical to the experiment.

Keywords: RICH detector; phototubes; chromatic dispersion; rare kaon decay

En este trabajo, se presenta una simulación con el fin de verificar el desempeño de dos detectores RICH que se usarán en el experimento CKM.

Descriptores: Detector RICH; fototubos; decaimiento raro de kaones; dispersión cromática

PACS: 14.40.Aq, 29.40.Ka, 78.20.Li, 85.60.Ha

1. Introduction

In this article we present results on simulating a RICH detector which will be used within the CKM experiment [1], a rare kaon decays experiment recently approved at Fermilab. The main objective is to verify if the resolution of the current design of the detector is sufficient for the CKM experiment.

After a short description of the CKM experiment, we will detail the requirements for the detector system, describe the current design, our method of simulation, and the results obtained so far [2].

2. Description of the CKM Experiment

CKM stands for “Charged Kaons at the Main Injector”. The main goal of this experiment is to measure the branching ratio of $K^+ \rightarrow \pi^+ \nu \bar{\nu}$ to about 10 % statistical precision. This measurement can be used to extract in a theoretically clean way the magnitude of V_{td} , an element of the Cabibbo Kobayashi Maskawa matrix, with an overall precision of 10 % [3].

This measurement plays an important role in testing the description of \mathcal{CP} violation in the Standard Model, and is complementary to the current efforts of the B -factories

The prediction of the Standard model [3] for the branching ratio of $K^+ \rightarrow \pi^+ \nu \bar{\nu}$ is $B(K^+ \rightarrow \pi^+ \nu \bar{\nu}) = 0.75 \pm 0.29 \times 10^{-10}$ and was first calculated by Inami and Lim [4].

The E787 experiment at Brookhaven, with a stopped Kaon beam, recently observed two clean events [5], leading to a measured branching ratio of $B = 1.57^{+1.75}_{-0.82} \cdot 10^{-10}$. A follow-up experiment at Brookhaven, E949, will exploit fully the stopped kaon beam technique, and expects to observe 5-10 events.

To reach the 100 event level, CKM will use kaon decays in flight. Due to kinematic backgrounds, the acceptance will only be in the 1 – 2 % range, and this, together with the spill structure of the Main Injector (1 s out of 3 s) and a running time of 2 years, requires at least 30,000,000 kaons passing the detector per second. This places high performance criteria on the detectors. With an expected branching ratio of 10^{-10} and 100 signal events with less than 10 background events to observe, the experiment has the challenge of suppressing all sources of possible backgrounds to the 10^{-12} level.

The most obvious backgrounds are the main K^+ decays modes: $K^+ \rightarrow \mu^+ \nu_\mu$ ($B = 64\%$) and $K^+ \rightarrow \pi^+ \pi^0$ ($B = 21\%$). In the first, miss-identifying the μ^+ as π^+ , and in the second not registering the two photons from the π^0 decay lead to identical topologies like the signal $K^+ \rightarrow \pi^+ \nu \bar{\nu}$.

We will describe here the experimental method on the $\pi^+ \pi^0$ mode, other modes work the same. With a very efficient Photo-Veto-System [9] CKM expects to reject this mode by 10^{-7} . For the additional rejection down to the 10^{-12} level we use kinematic rejection: By measuring the invariant mass of the system the π^+ recoils (*the missing mass*), we obtain a peak at the π^0 mass in the $\pi^+ \pi^0$ two-body decay, and a continuous distribution in the signal mode (a three-body decay). By excluding the mass region around the π^0 , we obtain our signal events. The missing mass M_{miss} is given (in a very good approximation) by

$$M_{miss}^2 = m_K^2(1 - p_\pi/p_K) + m_\pi^2(1 - p_K/p_\pi) - p_\pi p_K \theta^2$$

where m_K is the mass of the K^+ , m_π is the mass of the π^+ , p_K and p_π are their corresponding momenta, and θ is the decay angle. These are the only experimentally accessible quantities in the signal decay.

CKM will use two different types of spectrometer

systems to measure the momentum vectors of the K^+ and the π^+ , a magnetic spectrometer with high-rate MPWCs and straw-tubes, and a velocity spectrometer [6], a novel concept, consisting of two Ring Imaging Cherenkov counters [7]. The resolutions in momentum and angle of these detectors has to be good enough to allow for a narrow enough missing mass peak of the π^0 not to overlap too much with the signal region. It also requires a magnetic field homogeneity of better than a few per mil.

3. Requirements and Design Criteria for the Velocity Spectrometer

The velocity spectrometer has to measure independently of the conventional magnetic spectrometer the vector velocity of the incoming kaon and the outgoing pion. In a first approximation for designing the experiment [8] we assumed momentum resolutions of 0.5% and 1% respectively.

The RICH for measuring the outgoing π^+ was modeled after the very successful phototube based SELEX RICH detector [10], keeping the diameter of the vessel about the same, but doubling the vessel length to 20 m and correspondingly the radius of curvature of the spherical mirror to 40 m. As radiator gas we will use Neon, as in the SELEX RICH. The phototubes are sensitive down to 160 nm, requiring also sufficient reflectivity of the mirrors in the VUV.

The Kaon RICH, to measure the velocity vector of the incoming K^+ , and also to discriminate against other beam particles (mostly π^+), had to be designed differently. We will still keep the main feature from the SELEX RICH, the use of photomultipliers for the detection of the Cherenkov photons.

The beam in CKM is very parallel, and has a diameter of only 10 cm. Since the detector is located just before the decay volume, we have to avoid interactions in detector material, asking for as less as possible amount of material in the beam. To reduce the effect of the phototube size on the overall resolution, we also decided to double the focal length, leading to a doubled ring radius. All this together lead us to a design shown in fig. 1. The vessel has a length of 10 m, but we double-fold the light-path, with a (thin) plane mirror in the beam, a spherical mirror of 40 m radius (20 m focal length) and another plane mirror, both outside the beam.

A detailed design of the mirror arrangement is shown in fig. 2. The two plane mirrors have the same distance from the spherical mirror, as well horizontally as vertically, so that the tilt-angles of the two plan mirrors have the same absolute value. This assures normal incidence on the photo-tube plane without tilting it. With simple geometry it can be seen that the inclination angle α for

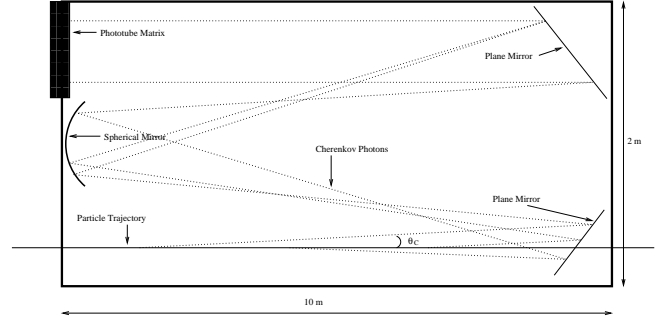


Figure 1: Principle design of the Kaon RICH for CKM used in this study

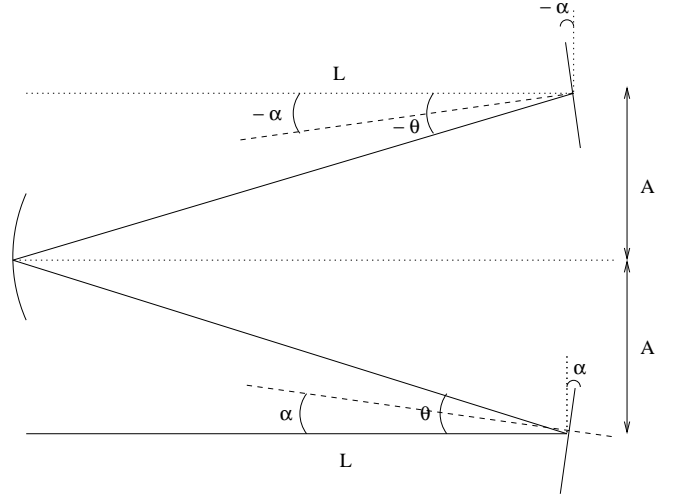


Figure 2: Detailed layout of the mirror geometry for the Kaon RICH.

the plane mirrors is given by

$$\alpha = \frac{1}{2}\theta = \frac{1}{2}\arctan\left(\frac{A}{L}\right)$$

where the focal length of the spherical mirror is given by $F = L + L/\cos\theta$.

The size of the mirrors can be determined from the Cherenkov angle, given by [11]

$$(1) \quad \cos\theta_C = \frac{1}{\beta n}$$

where $\beta = v/c$ is the velocity of the particle as a fraction of the velocity of light in vacuum, and n is the refractive index of the medium. The sizes of the 3 mirrors are determined assuming a K^+ with a momentum of 22 GeV/c, and the size of the photocathode (a matrix of 1/2 inch photomultipliers) is determined assuming a π^+ with the same momentum. The sizes obtained depend on the refractive index n of the radiator gas. In table I we show typical values for the final parameters obtained

	Diameter
Thin plane mirror	43.5 cm
Second plane mirror	90.5 cm
Spherical mirror	79.5 cm
Phototube array	90.5 cm

Table I: Sizes for the mirrors and the phototube array for CF₄ at 0.8 atm.

in this study.

4. Data Analysis and Results

After coding the full geometrical description of all relevant materials within the GEANT [12] package, and incorporating all the routines into the standard experiment Monte Carlo program, we studied as a first application the momentum resolution of the detector as a function of pressure for two different radiator gases, namely N₂ and CF₄. N₂ was selected because its refractive index at 1 atm of $n - 1 \approx 300 \cdot 10^{-6}$ gives the correct threshold for kaons of 22 GeV/c, but we were afraid of chromatic dispersion (change of n as a function of wavelength [13]). For this reason we selected also CF₄, with lower dispersion [14], at the cost of running at a non-atmospheric pressure.

Using a 22 GeV K^+ , where GEANT takes care of all possible interactions like multiple scattering etc., including the production and tracking of Cherenkov photons and simulation of the wavelength depending efficiency function of the phototubes [15], we obtained a list of hit phototubes for every K^+ we simulated. For every event, we performed a simple ring-fit [16] to determine the radius of the Cherenkov ring, obtaining at the end an average radius r and its standard deviation σ_r . The radius r in a RICH as function of the momentum p for a particle with mass m is given by (with a small-angle approximation of eq. 1)

$$(2) \quad r(p) = \frac{R}{\sqrt{2}} \left(1 - \frac{1}{n(1 - m^2/p^2)^{\frac{1}{2}}} \right)^{\frac{1}{2}}$$

and its derivative by

$$(3) \quad \frac{dr}{dp} = \frac{R}{2\sqrt{2}} \left(1 - \frac{(1 - m^2/p^2)^{-\frac{1}{2}}}{n} \right)^{-\frac{1}{2}} \left(\frac{1}{n} \left(1 - \frac{m^2}{p^2} \right)^{-\frac{3}{2}} (m^2/p^3) \right)$$

where R denotes the radius of curvature of the spherical mirror. With the simple relation $\sigma_p = \frac{dp}{dr} \sigma_r$ we can determine the momentum resolution σ_p for any set of parameters we wish to simulate.

As an example we show in fig. 3 the radius r , the radius resolution σ_r , and the momentum resolution σ_p as a function of the pressure for CF₄ as radiator gas. An increase in pressure corresponds to an increase in the refractive index n of the radiator gas.

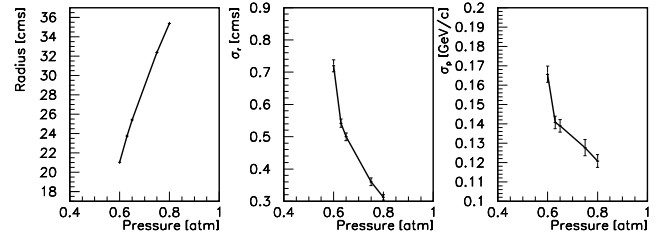


Figure 3: Example results for values obtained from the simulation with CF₄ as radiator gas, for K^+ with 22 GeV/c, all as a function of pressure. Left: Cherenkov Ring Radius. Middle: Ring Radius Resolution σ_r . Right: Momentum Resolution σ_p .

In fig. 4 we show the final result of this study, the momentum resolution σ_p as a function of pressure for

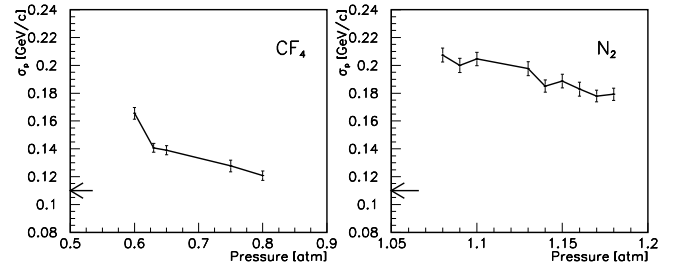


Figure 4: Results obtained with the GEANT simulation for the momentum resolution σ_p for the Kaon RICH, with (left) CF₄ and (right) N₂ as radiator gas. The arrows indicate the proposed momentum resolution of 0.5 % for a 22 GeV/c K^+ .

two possible radiator gases, CF₄ and N₂. The arrow indicates the required momentum resolution of 0.5 % for a 22 GeV/c K^+ . As seen, the required resolution can be obtained by using CF₄ as radiator gas. As shown in table II, we analysed the different contributions to the resolution. The main factor is the chromatic dispersion.

Type	σ_r
Multiple Scattering	0.09 cm
Chromatic Dispersion	0.49 cm
Total	0.49 cm

Table II: Contributions to the ring radius resolution of the Kaon RICH with CF₄ at 0.65 atm as radiator gas.

5. Conclusions

In this work we performed a GEANT simulation of a RICH detector to determine its response and momen-

tum resolution as a function of pressure for two different radiator gases.

We obtained as a result that with CF_4 at 0.8 atm pressure as radiator gas we can achieve the required resolution of 0.5%.

The programs and routines written for this study were used extensively for other design studies for the second edition of the proposal for the CKM experiment [9]. The experiment was approved by the Fermilab Director in June 2001. We are now improving and testing the design of the RICH detectors in preparation for a Technical Design Report.

6. Acknowledgment

We would like to thank Peter Cooper and Erik Ramberg for fruitful discussions, and the other members of the CKM Collaboration for continuous and encouraging support. This work was supported by CONACyT-Mexico under Grant 28435-E and by FAI-UASLP.

References

1. CKM is a collaboration of: Brookhaven National Laboratory; Fermi National Accelerator Laboratory; Institute of High Energy Physics, Serpukhov (Russia); Institute of Nuclear Research, Troisk (Russia); Universidad Autónoma de San Luis Potosí (Mexico); University of Michigan; University of South Alabama; University of Texas at Austin; University of Virginia. <http://www.fnal.gov/projects/ckm/Welcome.html>.
2. I. Torres Aguilar: *Simulación de decaimientos y detectores en experimentos de Kaones*, Tesis de Licenciatura, Facultad de Ciencias Físico Matemáticas, Benemerita Universidad Autónoma de Puebla (2001).
3. A.J. Buras: *Flavour Dynamics: CP Violation and Rare Decays*, Preprint hep-ph/0101336 (2001); A.J. Buras and R. Fleischer: *Bounds on the Unitarity Triangle, $\sin 2\beta$ and $K \rightarrow \pi\nu\bar{\nu}$ Decays in Models with Minimal Flavour Violation*, Phys. Rev. D **64**, 115010 (2001), Preprint hep-ph/0104238; G. Buchalla and A.J. Buras: Nucl. Phys. **B548**, 309 (1999).
4. Inami and C.S. Lim: Prog. Theor. Phys. **65**, 297 (1981).
5. S. Adler et al.: *Further Evidence for the Decay $K^+ \rightarrow \pi^+\nu\bar{\nu}$* , Phys. Rev. Lett. **88**, 041803 (2002), hep-ex/0111091; S. Adler et al.: Phys. Rev. Lett. **84**, 3768 (2000); S. Adler et al.: Phys. Rev. Lett. **79**, 2204 (1997).
6. A. Roberts: Nucl. Instr. and Meth. **9**, 55 (1960).
7. J. Séguinot and T. Ypsilantis: Nucl. Instr. and Meth. **142**, 377 (1977).
8. CKM Collaboration, R. Coleman et al.: *CKM - Charged Kaons at the Main Injector - A proposal for a Precision Measurement of the Decay $K^+ \rightarrow \pi^+\nu\bar{\nu}$ and Other Rare K^+ Processes at Fermilab Using the Main Injector*. Proposal FERMILAB-P-0905, April 1998.
9. CKM Collaboration, J. Frank et al.: *CKM - Charged Kaons at the Main Injector - A proposal for a Precision Measurement of the Decay $K^+ \rightarrow \pi^+\nu\bar{\nu}$ and Other Rare K^+ Processes at Fermilab Using the Main Injector*. Proposal (2nd edition) FERMILAB-P-0921, April 2001.
10. J. Engelfried et al.: *The SELEX Phototube RICH Detector*, Nucl. Instr. and Meth. **A431**, 53-69 (1999), Preprint hep-ex/9811001.
11. P.A. Cherenkov, *Phys. Rev.* **52**, 378 (1937).
12. GEANT – Detector Description and Simulation Tool, Version 3.21, CERN.
13. J. Koch: *Über die Dispersion des Lichtes in gasförmigen Körpern innerhalb des ultravioletten Spektrums*. Ark. Mat. Astr. Fys. **9** Nr. 6, 1-11 (1913); A. Bideau-Mehu: Ph.D. Thesis, Université de Bretagne Occidentale, Brest, France (1982).
14. R. Abjean, A. Bideau-Mehu and Y. Guern: Nucl. Instr. and Meth. **A292** 593-594 (1990).
15. Hamamatsu Photomultiplier Catalog.
16. J.F. Crawford: Nucl. Instr. and Meth. **221**, 223 (1983).