

Time-dependent Angular Analysis of B Decays

K. Abe

KEK, Tsukuba, Ibaraki, Japan 305-0801

and

M. Satpathy

Utkal University, Bhubaneswar, India

and

Hitoshi Yamamoto

University of Hawaii, Honolulu, HI 96822, USA

When both B^0 and \bar{B}^0 can decay to the same final state composed of two vectors, the interference between them and those among three polarization states result in intricate phenomena. In this note we derive the time and angular distributions for general $B \rightarrow V_a V_b$ processes in a form convenient for actual analyses. We then apply them to specific examples and clarify the CP violating parameters obtainable in the $D^* \rho$ and $J/\psi K^*$ final states. The time distributions for the $D^* \pi$ final states are also discussed.

1 Angular dependence

The essential parts of this and next section can be found in many references [1]. Here, we attempt to describe central concepts and derive critical expressions as simply as possible.

1.1 Introduction

We consider a two-body decay $0 \rightarrow a + b$ in the rest frame of the parent particle, where the spin state (J, M) of the parent particle and the helicities $\lambda_{a,b}$ of the daughters are given. The final state with a definite total angular momentum and definite helicities can be constructed as follows: In general, if $|\hat{n}\lambda\rangle$ is a state with total angular momentum λ along the direction \hat{n} , one can form a state with total angular momentum $|J, M\rangle$ where the quantization axis is taken as the z direction (i.e. in the lab frame), as

$$|JM, \lambda\rangle = \int d\hat{n} D_{M,\lambda}^{J*}(\hat{n}) |\hat{n}\lambda\rangle, \quad (1)$$

with

$$d\hat{n} = d\phi d\cos\theta, \quad D_{m,m'}^j(\hat{n}) = D_{m,m'}^j(\phi, \theta, 0) \quad (2)$$

where (θ, ϕ) is the polar coordinate of the direction \hat{n} , and $D_{m,m'}^{j*}(\hat{n})$ is the rotation function, or the wave function of a top with total angular momentum $|JM\rangle$ and the component along \hat{n} given by λ which is also a good quantum number.

Suppose $|\hat{p}\lambda_a\lambda_b\rangle$ is the state in which particle a is moving in the \hat{p} direction with helicity λ_a and particle b is moving in the $-\hat{p}$ direction with helicity λ_b :

$$|\hat{p}\lambda_a\lambda_b\rangle = |\hat{p}\lambda_a\rangle |-\hat{p}\lambda_b\rangle. \quad (3)$$

Then, (1) with the identification

$$\hat{n} = \hat{p}, \quad \lambda = \lambda_a - \lambda_b, \quad (4)$$

gives the state with total angular momentum $|JM\rangle$ and total helicity $\lambda_a - \lambda_b$ along the direction of a :

$$|JM, \lambda_a\lambda_b\rangle = N \int d\hat{p} D_{M\lambda_a-\lambda_b}^{J*}(\hat{p}) |\hat{p}\lambda_a\lambda_b\rangle, \quad (5)$$

where N is a normalization factor. The ranges of the integration are

$$-1 \leq \cos\theta \leq 1, \quad 0 \leq \phi \leq 2\pi. \quad (6)$$

The possible values of the helicities are constrained by

$$|\lambda_a - \lambda_b| \leq M, \quad (7)$$

which arises since the orbital angular momentum cannot have a component along the line of decay. The construction (5) indicates that the amplitude for particle a to be in direction \hat{p} is $D_{M\lambda_a-\lambda_b}^{J*}(\hat{p})$.

Transformation of the state $|JM, \lambda_a\lambda_b\rangle$ under parity is given by [2]

$$P|JM, \lambda_a\lambda_b\rangle = \pi_a\pi_b(-1)^{J-s_a-s_b}|JM, -\lambda_a-\lambda_b\rangle, \quad (8)$$

where $s_{a,b}$ and $\pi_{a,b}$ are the spins and intrinsic parities of the daughter particles, respectively.

1.2 $B \rightarrow V_a V_b$, helicity basis

In B decays of the type $B \rightarrow V_a V_b$ (V : a vector), such as $B^+ \rightarrow \Psi K^{*+}$ and $\bar{D}^{*0} \rho^+$, we have

$$J = M = 0, \quad s_a = s_b = 1, \quad \pi_a = \pi_b = -1. \quad (9)$$

The constraint (7) with $M = 0$ means $\lambda_a = \lambda_b$, and thus there are three possible helicity states:

$$(\lambda_a, \lambda_b) = (+1, +1), \quad (0, 0), \quad \text{or} \quad (-1, -1). \quad (10)$$

Accordingly, the final state can be written as

$$|\Psi_f\rangle = \sum_{\lambda} H_{\lambda} |f_{\lambda}\rangle \quad (\lambda = +1, 0, -1), \quad (11)$$

where H_i is the amplitude for each helicity state, and we have defined

$$\begin{aligned} |f_{+1}\rangle &\equiv |JM, +1 + 1\rangle, \\ |f_0\rangle &\equiv |JM, 00\rangle, \\ |f_{-1}\rangle &\equiv |JM, -1 - 1\rangle. \end{aligned} \quad (J = M = 0) \quad (12)$$

In terms of decay amplitude, one can write

$$H_{\lambda} = \langle f_{\lambda} | H_{\text{eff}} | B \rangle, \quad (13)$$

where H_{eff} is the effective Hamiltonian responsible for the decay.

When the daughter particles subsequently decay as

$$a \rightarrow a_1 + a_2, \quad b \rightarrow b_1 + b_2, \quad (14)$$

the construction (5) applies to each decay in its rest frame. The decay amplitude for a_1 to be in direction (θ_a, ϕ_a) in the rest frame of a and b_1 to be in direction (θ_b, ϕ_b) in the rest frame of b is then (up to an overall constant)

$$A = \sum_m H_m D_{m, \lambda_{a_1} - \lambda_{a_2}}^{s_a*}(\phi_a, \theta_a, 0) D_{m, \lambda_{b_1} - \lambda_{b_2}}^{s_b*}(\phi_b, \theta_b, 0). \quad (15)$$

The z axis in the rest frame of a is taken to be in the direction of \hat{p} , and that in the rest frame of b is taken to be in the direction of $-\hat{p}$; namely, each in the direction of the motion of the parent particle in the B frame. The definition of the azimuthal angles amounts to defining the phase convention for the helicity amplitudes H_m . To be specific, we define that the x directions in the two frames are the same (see Figure 1). Using

$$D_{m, m'}^j(\alpha, \beta, \gamma) = e^{-im\alpha} d_{m, m'}^j(\beta) e^{-im'\gamma}, \quad (16)$$

the amplitude can be written as

$$A = \sum_m H_m e^{im\chi} d_{m, \lambda_{a_1} - \lambda_{a_2}}^{s_a}(\theta_a) d_{m, \lambda_{b_1} - \lambda_{b_2}}^{s_b}(\theta_b), \quad (17)$$

with

$$\chi \equiv \phi_a + \phi_b \quad (18)$$

being the azimuthal angle from b_1 to a_1 measured counter-clock-wise looking down from the a side.

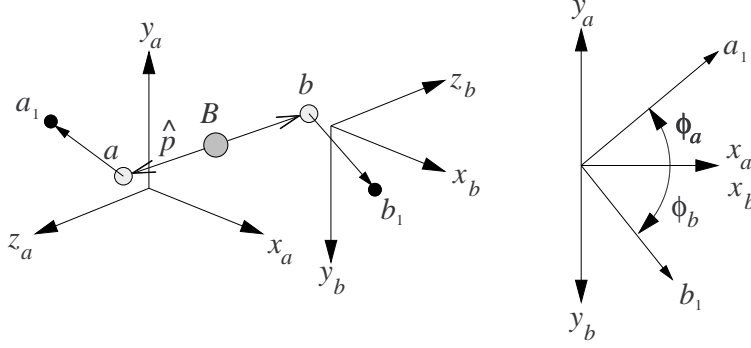


Figure 1: Definition of angles for $B \rightarrow V_a V_b$ decay.

1.3 Transversity basis

Using the values (9), the parity transformation (8) reads

$$P|f_{+1}\rangle = |f_{-1}\rangle \quad P|f_0\rangle = |f_0\rangle \quad P|f_{-1}\rangle = |f_{+1}\rangle; \quad (19)$$

namely, the helicity-basis states $|\pm 1\rangle$ are not parity eigenstates. However, we can construct parity eigenstates as

$$\begin{aligned} |f_{\parallel}\rangle &\equiv \frac{|f_{+1}\rangle + |f_{-1}\rangle}{\sqrt{2}} & (P+) \\ |f_{\perp}\rangle &\equiv \frac{|f_{+1}\rangle - |f_{-1}\rangle}{\sqrt{2}} & (P-) \end{aligned}, \quad \text{and} \quad |f_0\rangle \quad (P+). \quad (20)$$

The final state (11) can then be written as

$$|\Psi_f\rangle = \sum_{\lambda} A_{\lambda} |f_{\lambda}\rangle \quad (\lambda = \parallel, 0, \perp), \quad (21)$$

with

$$\begin{aligned} A_{\parallel} &\equiv \frac{H_{+} + H_{-}}{\sqrt{2}} \\ A_{\perp} &\equiv \frac{H_{+} - H_{-}}{\sqrt{2}}, \quad \text{and} \quad A_0 \equiv H_0. \end{aligned} \quad (22)$$

This basis is called the transversity basis [3].

An often-used set of angles for the transversity basis can be obtained as follows: We note first that the angles (θ_a, χ) defined in the previous section is the polar coordinate of the a_1 direction in the a rest frame where the z -direction is taken to

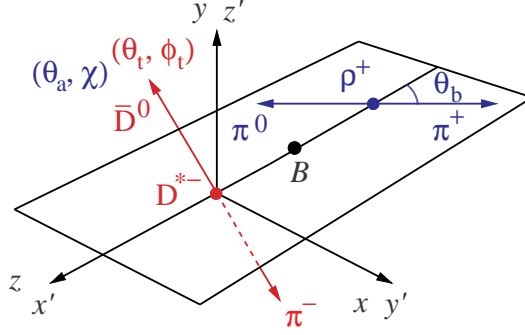


Figure 2: Angles often used for the transversity basis are shown for $D^*\rho$ final state.

be opposite the direction of b in that frame and the x direction is taken to be in the decay plane of $b \rightarrow b_1 b_2$ such that $p_x(b_1)$ is positive. This defines a right-handed coordinate system where the y axis is perpendicular to the decay plane. We now define a new right handed system by

$$x' = z, \quad y' = x, \quad z' = y, \quad (23)$$

where the z' -axis is now perpendicular to the b decay plane. Then, (θ_{tr}, ϕ_{tr}) is defined as the polar coordinate of the a_1 in this new system. Namely, (ϕ_{tr}, ϕ_{tr}) and (θ_a, χ) are related by

$$\begin{aligned} x' &= \sin \theta_{tr} \cos \phi_{tr} = \cos \theta_a = z \\ y' &= \sin \theta_{tr} \sin \phi_{tr} = \sin \theta_a \cos \chi = x \\ z' &= \cos \theta_{tr} = \sin \theta_a \sin \chi = y \end{aligned} \quad (24)$$

These angles are shown for the case of $D^*\rho$ in Figure 2. Note, however, that one could also use the angles $(\chi, \theta_a, \theta_b)$ for the transversity basis.

1.3.1 $B \rightarrow \bar{D}^*\rho^+$ (helicity)

A full angular analysis of this mode has been presented at conferences [4], but has not been published. Here, we consider the decay $B \rightarrow \bar{D}^*\rho^+$ which is followed by

$$\bar{D}^* \rightarrow \bar{D}\pi, \quad \rho^+ \rightarrow \pi^+\pi^0. \quad (25)$$

We assign,

$$a = \bar{D}^*, \quad a_1 = \bar{D}, \quad a_2 = \pi, \quad b = \rho^+, \quad b_1 = \pi^+, \quad b_2 = \pi^0. \quad (26)$$

The decays of D^* and ρ have only one helicity state:

$$\lambda_{a_1} - \lambda_{a_2} = 0, \quad \lambda_{b_1} - \lambda_{b_2} = 0. \quad (27)$$

Thus, the general amplitude form (17) becomes

$$A = \sum_m H_m e^{im\chi} d_{m,0}^1(\theta) d_{m,0}^1(\psi), \quad (28)$$

where we have relabeled the polar angles

$$\theta = \theta_a(D^*), \quad \psi = \theta_b(\rho). \quad (29)$$

This can be rewritten as

$$A = H_+ g_+ + H_0 g_0 + H_{-1} g_{-1} \quad (30)$$

where

$$\begin{aligned} g_{+1} &= \frac{1}{2} e^{i\chi} \sin \theta \sin \psi \\ g_0 &= \cos \theta \cos \psi \\ g_{-1} &= \frac{1}{2} e^{-i\chi} \sin \theta \sin \psi. \end{aligned} \quad (31)$$

We have used

$$d_{1,1}^1(\theta) = \frac{1 + \cos \theta}{2}, \quad d_{1,0}^1(\theta) = -\frac{\sin \theta}{\sqrt{2}}, \quad d_{1,-1}^1(\theta) = \frac{1 - \cos \theta}{2}, \quad (32)$$

together with

$$d_{m,m'}^j(\theta) = (-)^{m-m'} d_{m',m}^j(\theta) = d_{-m',-m}^j(\theta). \quad (33)$$

The square of the amplitude is

$$\begin{aligned} |A|^2 &= \left(\sum_m H_m g_m \right)^* \left(\sum_n H_n g_n \right) \\ &= \sum_m |H_m|^2 |g_m|^2 \\ &\quad + 2 \sum_{m < n} \left(\Re(H_m^* H_n) \Re(g_m^* g_n) - \Im(H_m^* H_n) \Im(g_m^* g_n) \right). \end{aligned} \quad (34)$$

Using the explicit forms for g_m , the final distribution is

$$\begin{aligned} \Gamma(\chi, \theta, \psi) &= \frac{9}{32\pi} \left[(|H_+|^2 + |H_-|^2) \sin^2 \theta \sin^2 \psi + 4|H_0|^2 \cos^2 \theta \cos^2 \psi \right. \\ &\quad + 2 \left\{ \Re(H_+ H_-^*) \cos 2\chi - \Im(H_+ H_-^*) \sin 2\chi \right\} \sin^2 \theta \sin^2 \psi \\ &\quad \left. + \left\{ \Re((H_+ + H_-) H_0^*) \cos \chi - \Im((H_+ - H_-) H_0^*) \sin \chi \right\} \sin 2\theta \sin 2\psi \right], \end{aligned} \quad (35)$$

where the normalization factor is chosen such that

$$\int_0^{2\pi} d\chi \int_{-1}^1 d \cos \theta \int_{-1}^1 d \cos \psi \Gamma(\chi, \theta, \psi) = |H_+|^2 + |H_-|^2 + |H_0|^2. \quad (36)$$

1.3.2 $B \rightarrow D^* \rho$ (transversity)

Here, we can transform the D^* side to transversity angles, or we could choose the ρ side. We arbitrarily choose D^* side. We start from the amplitude (30) and apply the transformations (22) and (24). We obtain

$$\begin{aligned} g_{\parallel} &= \frac{1}{\sqrt{2}}(g_+ + g_-) = \frac{1}{\sqrt{2}} \cos \chi \sin \theta \sin \psi = \frac{1}{\sqrt{2}} \sin \theta_{tr} \sin \phi_{tr} \sin \psi \\ g_0 &= \cos \theta \cos \psi = \sin \theta_{tr} \cos \phi_{tr} \cos \psi \\ g_{\perp} &= \frac{1}{\sqrt{2}}(g_+ - g_-) = \frac{i}{\sqrt{2}} \sin \chi \sin \theta \sin \psi = \frac{i}{\sqrt{2}} \cos \theta_{tr} \sin \psi \end{aligned} \quad (37)$$

to be used in

$$A(\phi_{tr}, \theta_{tr}, \psi) = \sum_m A_m g_m(\phi_{tr}, \theta_{tr}, \psi) \quad (m = \parallel, 0, \perp). \quad (38)$$

Squaring this as before, the angular distribution becomes

$$\begin{aligned} \frac{d^3 \Gamma(\phi_{tr}, \theta_{tr}, \psi)}{d\phi_{tr} d\cos \theta_{tr} d\cos \psi} &= \frac{9}{32\pi} \left(|A_{\parallel}|^2 2 \sin^2 \theta_{tr} \sin^2 \phi_{tr} \sin^2 \psi \right. \\ &\quad + |A_{\perp}|^2 2 \cos^2 \theta_{tr} \sin^2 \psi + |A_0|^2 4 \sin^2 \theta_{tr} \cos^2 \phi_{tr} \cos^2 \psi \\ &\quad + \sqrt{2} \Re(A_{\parallel}^* A_0) \sin^2 \theta_{tr} \sin 2\phi_{tr} \sin 2\psi - \sqrt{2} \Im(A_0^* A_{\perp}) \sin 2\theta_{tr} \cos \phi_{tr} \sin 2\psi \\ &\quad \left. - 2 \Im(A_{\parallel}^* A_{\perp}) \sin 2\theta_{tr} \sin \phi_{tr} \sin^2 \psi \right) \end{aligned} \quad (39)$$

Integrating this over ϕ_{tr} loses all interference effects among different polarization states:

$$\frac{d^2 \Gamma(\phi_{tr}, \theta_{tr}, \psi)}{d\cos \theta_{tr} d\cos \psi} = \frac{9}{16} \left(|A_{\parallel}|^2 \sin^2 \theta_{tr} \sin^2 \psi + |A_0|^2 2 \sin^2 \theta_{tr} \cos^2 \psi + |A_{\perp}|^2 2 \cos^2 \theta_{tr} \sin^2 \psi \right). \quad (40)$$

At this point, we see that the even parity states (A_{\parallel} and A_0) have $\sin^2 \theta_{tr}$ distribution, and the odd parity state (A_{\perp}) has $\cos^2 \theta_{tr}$ distribution. Thus, plotting θ_{tr} distribution only can separate even and odd parity components. On the other hand, both A_{\parallel} and A_{\perp} are associated with $\sin^2 \psi$, and thus ψ distribution alone cannot separate different parity components. Further integrating over ψ gives

$$\frac{d\Gamma(\phi_{tr}, \theta_{tr}, \psi)}{d\cos \theta_{tr}} = \frac{3}{4} \left((|A_{\parallel}|^2 + |A_0|^2) \sin^2 \theta_{tr} + |A_{\perp}|^2 2 \cos^2 \theta_{tr} \right). \quad (41)$$

1.3.3 $B \rightarrow \Psi K^*$ (helicity)

The time-independent analysis has been performed by many experiments [5]. We assign

$$a = \Psi, \quad a_1 = \ell^+, \quad a_2 = \ell^-, \quad b = K^*, \quad b_1 = K, \quad a_2 = \pi. \quad (42)$$

The decay $K^* \rightarrow K\pi$ has only one helicity state $\lambda_{b_{1,2}} = 0$. On the other hand, the final state of $\Psi \rightarrow \ell^+\ell^-$ can have multiple helicity states because of the lepton spins. The actual helicity states, however, are restricted to only two due to the vector nature of the coupling that creates the lepton pair:

$$(\lambda_{\ell^+}, \lambda_{\ell^-}) = \left(+\frac{1}{2}, -\frac{1}{2}\right) \text{ or } \left(-\frac{1}{2}, +\frac{1}{2}\right). \quad (43)$$

We have thus,

$$\lambda_{a_1} - \lambda_{a_2} = \pm 1, \quad \lambda_{b_1} - \lambda_{b_2} = 0. \quad (44)$$

The final angular distribution is given by incoherent sum of the distributions for the two lepton helicity combinations:

$$\Gamma(\chi, \theta, \psi) = |A^{(+1)}|^2 + |A^{(-1)}|^2, \quad (45)$$

with

$$A^{(\lambda)} = \sum_m H_m e^{im\chi} d_{m\lambda}^1(\theta) d_{m0}^1(\psi), \quad (46)$$

where we have relabeled the polar angles

$$\theta = \theta_a(\Psi), \quad \psi = \theta_b(K^*). \quad (47)$$

The amplitude (46) has the form

$$A^{(\lambda)} = \sum_m H_m g_m^{(\lambda)}, \quad (48)$$

where

$$\begin{aligned} g_{+1}^{(+1)} &= -\frac{1}{2\sqrt{2}}(1 + \cos\theta)e^{i\chi}\sin\psi & g_{+1}^{(-1)} &= -\frac{1}{2\sqrt{2}}(1 - \cos\theta)e^{i\chi}\sin\psi \\ g_0^{(+1)} &= \frac{1}{\sqrt{2}}\sin\theta\cos\psi & g_0^{(-1)} &= -\frac{1}{\sqrt{2}}\sin\theta\cos\psi \\ g_{-1}^{(+1)} &= \frac{1}{2\sqrt{2}}(1 - \cos\theta)e^{-i\chi}\sin\psi & g_{-1}^{(-1)} &= \frac{1}{2\sqrt{2}}(1 + \cos\theta)e^{-i\chi}\sin\psi \end{aligned} \quad (49)$$

The square of the amplitude (48) is

$$\begin{aligned} |A^{(\lambda)}|^2 &= \left(\sum_m H_m g_m^{(\lambda)}\right)^* \left(\sum_n H_n g_n^{(\lambda)}\right) \\ &= \sum_m |H_m|^2 |g_m^{(\lambda)}|^2 \\ &\quad + 2 \sum_{m < n} \left(\Re(H_m^* H_n) \Re(g_m^{(\lambda)*} g_n^{(\lambda)}) - \Im(H_m^* H_n) \Im(g_m^{(\lambda)*} g_n^{(\lambda)}) \right). \end{aligned} \quad (50)$$

Using the explicit forms for $g_m^{(\lambda)}$, the final distribution is

$$\begin{aligned} \Gamma(\chi, \theta, \psi) &= \frac{9}{64\pi} \left[(|H_+|^2 + |H_-|^2)(1 + \cos^2\theta) \sin^2\psi + |H_0|^2 4 \sin^2\theta \cos^2\psi \right. \\ &\quad - 2 \left\{ \Re(H_+^* H_-) \cos 2\chi + \Im(H_+^* H_-) \sin 2\chi \right\} \sin^2\theta \sin^2\psi \\ &\quad \left. - \left\{ \Re((H_+ + H_-)^* H_0) \cos \chi + \Im((H_+ - H_-)^* H_0) \sin \chi \right\} \sin 2\theta \sin 2\psi \right], \end{aligned} \quad (51)$$

where the normalization factor is chosen such that

$$\int_0^{2\pi} d\chi \int_{-1}^1 d\cos\theta \int_{-1}^1 d\cos\psi \Gamma(\chi, \theta, \psi) = |H_+|^2 + |H_-|^2 + |H_0|^2. \quad (52)$$

1.3.4 $B \rightarrow \Psi K^*$ (transversity)

One can use the relations (22) and (24) directly in the angular distribution (51) to obtain

$$\begin{aligned} \Gamma(\phi_{tr}, \theta_{tr}, \psi) = & \frac{9}{32\pi} \left[|A_{\parallel}|^2 (1 - \sin^2 \theta_{tr} \sin^2 \phi_{tr}) \sin^2 \psi \right. \\ & + |A_0|^2 2(1 - \sin^2 \theta_{tr} \cos^2 \phi_{tr}) \cos^2 \psi + |A_{\perp}|^2 \sin^2 \theta_{tr} \sin^2 \psi \\ & - \Re(A_{\parallel}^* A_0) \frac{1}{\sqrt{2}} \sin \theta_{tr}^2 \sin 2\phi_{tr} \sin 2\psi + \Im(A_0^* A_{\perp}) \frac{1}{\sqrt{2}} \sin 2\theta_{tr} \cos \phi_{tr} \sin 2\psi \\ & \left. + \Im(A_{\parallel}^* A_{\perp}) \sin 2\theta_{tr} \sin \phi_{tr} \sin^2 \psi \right], \end{aligned} \quad (53)$$

which is normalized as

$$\int_0^{2\pi} d\phi_{tr} \int_{-1}^1 d\cos\theta_{tr} \int_{-1}^1 d\cos\psi \Gamma(\phi_{tr}, \theta_{tr}, \psi) = |A_{\parallel}|^2 + |A_{\perp}|^2 + |A_0|^2. \quad (54)$$

The transformation of angles can also be done at amplitude level. With the substitution of amplitudes (22), the amplitude for a given lepton total helicity λ becomes

$$A^{(\lambda)} = \sum_m A_m g_m^{(\lambda)}, \quad (m = \parallel, 0, \perp), \quad (55)$$

with

$$\begin{aligned} g_{\parallel}^{(+1)} &= -\frac{1}{2}(\cos\chi \cos\theta + i \sin\chi) \sin\psi \\ g_0^{(+1)} &= \frac{1}{\sqrt{2}} \sin\theta \cos\psi \\ g_{\perp}^{(+1)} &= -\frac{1}{2}(\cos\chi + i \cos\theta \sin\chi) \sin\psi \end{aligned}, \quad (56)$$

$$\begin{aligned} g_{\parallel}^{(-1)} &= \frac{1}{2}(\cos\chi \cos\theta - i \sin\chi) \sin\psi \\ g_0^{(-1)} &= -\frac{1}{\sqrt{2}} \sin\theta \cos\psi \\ g_{\perp}^{(-1)} &= -\frac{1}{2}(\cos\chi - i \cos\theta \sin\chi) \sin\psi \end{aligned}. \quad (57)$$

In order to apply the transformation from (θ, χ) to (θ_{tr}, ϕ_{tr}) , it is easier to multiply an overall phase factor which does not affect the final angular distribution. We take

$$\begin{aligned} \xi^{(+1)} &= \frac{-\cos\chi + i \cos\theta \sin\chi}{\sin\theta_{tr}} \quad \text{for } g_m^{(+1)}, \\ \xi^{(-1)} &= \frac{\cos\chi + i \cos\theta \sin\chi}{\sin\theta_{tr}} \quad \text{for } g_m^{(-1)}. \end{aligned} \quad (58)$$

It is easy to see that these factors are indeed pure phases using the relations (24):

$$\begin{aligned}\sin^2 \theta_{tr} &= \underbrace{\sin^2 \theta_{tr} \cos^2 \phi_{tr}}_{\cos^2 \theta} + \underbrace{\sin^2 \theta_{tr} \sin^2 \phi_{tr}}_{\sin^2 \theta \cos^2 \chi} = \cos^2 \theta + \underbrace{\sin^2 \theta \cos^2 \chi}_{(1 - \cos^2 \theta)(1 - \sin^2 \chi)} \\ &= 1 - \sin^2 \chi + \cos^2 \theta \sin^2 \chi = \cos^2 \chi + \cos^2 \theta \sin^2 \chi,\end{aligned}\quad (59)$$

$$\rightarrow \left| \frac{-\cos \chi + i \cos \theta \sin \chi}{\sin \theta_{tr}} \right|^2 = \left| \frac{\cos \chi + i \cos \theta \sin \chi}{\sin \theta_{tr}} \right|^2 = 1. \quad (60)$$

Multiplying $\xi^{(+1)}$ to $g_{\parallel}^{(+1)}$, we have

$$g_{\parallel}^{(+1)} \rightarrow g_{\parallel}^{(+1)} \xi^{(+1)} = -\frac{1}{2}(\cos \chi \cos \theta + i \sin \chi) \sin \psi \frac{-\cos \chi + i \cos \theta \sin \chi}{\sin \theta_{tr}}. \quad (61)$$

Using

$$\begin{aligned}(\cos \chi \cos \theta + i \sin \chi)(-\cos \chi + i \cos \theta \sin \chi) &= -\cos \theta - i \sin \theta^2 \sin \chi \cos \chi \\ &= -\sin \theta_{tr}(\cos \phi_{tr} + i \cos \theta_{tr} \sin \phi_{tr}),\end{aligned}\quad (62)$$

the phase-rotated $g_{\parallel}^{(+1)}$ is then

$$g_{\parallel}^{(+1)} = \frac{1}{2}(\cos \phi_{tr} + i \cos \theta_{tr} \sin \phi_{tr}) \sin \psi. \quad (63)$$

Other functions are similarly obtained:

$$\begin{aligned}g_{\parallel}^{(+1)} &= \frac{1}{2}(\cos \phi_{tr} + i \cos \theta_{tr} \sin \phi_{tr}) \sin \psi \\ g_0^{(+1)} &= \frac{1}{\sqrt{2}}(-\sin \phi_{tr} + i \cos \theta_{tr} \cos \phi_{tr}) \cos \psi, \\ g_{\perp}^{(+1)} &= \frac{1}{2} \sin \theta_{tr} \sin \psi\end{aligned}\quad (64)$$

$$\begin{aligned}g_{\parallel}^{(-1)} &= \frac{1}{2}(\cos \phi_{tr} - i \cos \theta_{tr} \sin \phi_{tr}) \sin \psi \\ g_0^{(-1)} &= \frac{1}{\sqrt{2}}(-\sin \phi_{tr} - i \cos \theta_{tr} \cos \phi_{tr}) \cos \psi, \\ g_{\perp}^{(-1)} &= -\frac{1}{2} \sin \theta_{tr} \sin \psi\end{aligned}\quad (65)$$

These functions gives

$$\begin{aligned}\sum_{\lambda} |g_{\parallel}^{(\lambda)}|^2 &= \frac{1}{2}(1 - \sin^2 \theta_{tr} \sin^2 \phi_{tr}) \sin^2 \psi, \\ \sum_{\lambda} |g_0^{(\lambda)}|^2 &= (1 - \sin^2 \theta_{tr} \cos^2 \phi_{tr}) \cos^2 \psi, \quad \sum_{\lambda} |g_{\perp}^{(\lambda)}|^2 = \frac{1}{2} \sin^2 \theta_{tr} \sin^2 \psi, \\ \sum_{\lambda} \Re(g_{\parallel}^{(\lambda)*} g_0^{(\lambda)}) &= -\frac{1}{4\sqrt{2}} \sin^2 \theta_{tr} \sin 2\phi_{tr} \sin 2\psi, \quad \sum_{\lambda} \Im(g_{\parallel}^{(\lambda)*} g_0^{(\lambda)}) = 0, \\ \sum_{\lambda} \Re(g_{\perp}^{(\lambda)*} g_0^{(\lambda)}) &= 0, \quad \sum_{\lambda} \Im(g_{\perp}^{(\lambda)*} g_0^{(\lambda)}) = \frac{1}{4\sqrt{2}} \sin 2\theta_{tr} \cos \phi_{tr} \sin 2\psi \\ \sum_{\lambda} \Re(g_{\parallel}^{(\lambda)*} g_{\perp}^{(\lambda)}) &= 0, \quad \sum_{\lambda} \Im(g_{\parallel}^{(\lambda)*} g_{\perp}^{(\lambda)}) = -\frac{1}{4} \sin 2\theta_{tr} \sin \phi_{tr} \sin^2 \psi,\end{aligned}\quad (66)$$

which immediately leads to (53) through (50) where H_m are related by A_m . Note that three of the combinations are zero; this arises from cancellations between the two lepton helicities $\lambda = \pm 1$.

1.4 Charge conjugate decays

For the charge conjugate decays (\bar{B} decays), the rule for the definitions of angles is to start from the corresponding B decay, exchange particles and antiparticles, and then apply the definition of angles as if the daughter particles were the original particles from the B decay. For example, for the decays corresponding to assignment (26) for $B \rightarrow \bar{D}^* \rho^+$, the particles in the decay $\bar{B} \rightarrow D^* \rho^-$ are assigned as

$$a = D^*, \quad a_1 = D, \quad a_2 = \pi, \quad b = \rho^-, \quad b_1 = \pi^-, \quad b_2 = \pi^0. \quad (67)$$

and the angles (θ, χ, ψ) are defined in the same way in terms of $a_{1,2}$ and $b_{1,2}$. In particular, the angle χ is the azimuthal angle from b_1 to a_1 measured counter-clockwise looking down from the a side.

With this definition, the angular distribution is given by (17) with replacement

$$H_\lambda \rightarrow \bar{H}_\lambda, \quad (68)$$

with

$$\bar{H}_\lambda \equiv \langle \bar{f}_\lambda | H_{\text{eff}} | \bar{B} \rangle. \quad (69)$$

When CP is conserved in decay, then we can take (see Appendix)

$$\bar{H}_\lambda = H_{-\lambda} \quad (CP), \quad (70)$$

which holds to all orders in perturbation theory. In the literature, one sometimes encounters a CPT relation $\bar{H}_\lambda = H_{-\lambda}^*$ which is correct only to first order in perturbation theory. This CPT relation is thus not applicable to the decays of concern where the strong phases play an important role, since those phases are higher order effects. In terms of transversity amplitudes, the CP relation (68) reads

$$\bar{A}_\parallel = A_\parallel, \quad \bar{A}_\perp = -A_\perp, \quad \bar{A}_0 = A_0. \quad (CP) \quad (71)$$

Inspecting the expressions for the angular distribution, one notes that moving from B decay to \bar{B} decay according to (70) or (71) corresponds to changing χ to $-\chi$ for the helicity formulation, and $\theta_{tr} \rightarrow \pi - \theta_{tr}$ for the transversity formulation. These are nothing but the parity transformation (or equivalently the mirror inversion) of the configuration. Namely, if one exchanges particles and antiparticles and take mirror inversion, then the resulting angular distribution is the correct one, which is to say that CP is conserved.

2 Time-dependence

In this section, we will develop a formalism suited for neutral B decays to final states that are not CP eigenstates. In later sections, it will be applied to $D^{*+}\pi^-$ final state as well as each of the three polarization states of $D^{*+}\rho^-$ or ΨK^* .

First, let us recall the time evolution of pure B^0 and \bar{B}^0 states. Assuming CPT , the physical states B_a and B_b can be written as

$$\begin{aligned} B_a &= pB^0 + q\bar{B}^0 & (m_a, \gamma_a) \\ B_b &= pB^0 - q\bar{B}^0 & (m_b, \gamma_b) \end{aligned} \quad (72)$$

where $m_{a,b}$ and $\gamma_{a,b}$ are the masses and decay rates of the corresponding physical states. Theoretically and experimentally, $|p| = |q|$ within error of order 1%. Here, we assume $|p| = |q|$ which makes p/q a pure phase factor. The lowest order estimation gives (see Appendix)

$$\frac{p}{q} = -\frac{V_{td}^* V_{tb}}{V_{td} V_{tb}^*}. \quad (73)$$

which corresponds to the choice of the CP phase of the neutral B meson given by

$$CP|B^0\rangle = \eta_B|\bar{B}^0\rangle, \quad CP|\bar{B}^0\rangle = \eta_B^*|B^0\rangle, \quad \text{with } \eta_B = 1. \quad (74)$$

The above value of p/q is for the case B_a is heavier than B_b :

$$m_a > m_b. \quad (75)$$

The physical states evolve as

$$B_a \rightarrow B_a e^{-im_a t - \frac{\gamma_a}{2}t}, \quad B_b \rightarrow B_b e^{-im_b t - \frac{\gamma_b}{2}t}. \quad (76)$$

Hereafter, we will assume that the decay rates of the two physical states are the same

$$\gamma_a = \gamma_b \equiv \gamma. \quad (77)$$

then, the factor $e^{-\frac{\gamma}{2}t}$ decouples from all amplitudes, which we will drop for now and restore it at the end. We also separate an overall phase factor $\exp(-i\frac{m_a+m_b}{2}t)$ and discard it since such overall phase factors do not affect measurable quantities. Then the evolutions of $B_{a,b}$ can be simplified as

$$B_a \rightarrow B_a e^{-i\frac{\delta m}{2}t}, \quad B_b \rightarrow B_b e^{i\frac{\delta m}{2}t} \quad (\times e^{-\frac{\gamma}{2}t}), \quad (78)$$

with

$$\delta m \equiv m_a - m_b > 0. \quad (79)$$

Then, the time evolutions of pure B^0 and \bar{B}^0 can be obtained by solving (72) for B^0 and \bar{B}^0 and then applying the time evolutions above:

$$B^0 = \frac{B_a + B_b}{2p} \rightarrow \frac{1}{2p} \left(\underbrace{B_a e^{-i\frac{\delta m}{2}t}}_{pB^0 + q\bar{B}^0} + \underbrace{B_b e^{i\frac{\delta m}{2}t}}_{pB^0 - q\bar{B}^0} \right) = B^0 \cos \frac{\delta m t}{2} - \frac{q}{p} \bar{B}^0 i \sin \frac{\delta m t}{2}. \quad (80)$$

The time evolution of \bar{B} is similarly obtained. Restoring the decay factor $e^{-\frac{\gamma}{2}t}$,

$$\begin{aligned} B^0 &\rightarrow e^{-\frac{\gamma}{2}t} \left(B^0 \cos \frac{\delta m t}{2} - \frac{q}{p} \bar{B}^0 i \sin \frac{\delta m t}{2} \right), \\ \bar{B}^0 &\rightarrow e^{-\frac{\gamma}{2}t} \left(\bar{B}^0 \cos \frac{\delta m t}{2} - \frac{p}{q} B^0 i \sin \frac{\delta m t}{2} \right). \end{aligned} \quad (81)$$

We now consider the decay amplitudes for a pure B^0 or \bar{B}^0 state at $t = 0$ to decay to a final state f or its charge conjugate state \bar{f} at time t . The final state could be $D^{(*)-}\pi^+$ or any given polarization state of $D^{*-}\rho^+$ or ΨK^{*0} . Define four instantaneous decay amplitudes by

$$\begin{aligned} a &\equiv \text{Amp}(B^0 \rightarrow f) \\ \bar{a} &\equiv \text{Amp}(\bar{B}^0 \rightarrow f) \\ b &\equiv \text{Amp}(B^0 \rightarrow \bar{f}) \\ \bar{b} &\equiv \text{Amp}(\bar{B}^0 \rightarrow \bar{f}) \end{aligned} \quad (82)$$

For $f = D^{(*)-}\pi^+$, for example, a and \bar{a} are the favored amplitudes and b and \bar{b} are the suppressed amplitudes. Then, (81) gives

$$\begin{aligned} A_{B^0 \rightarrow f}(t) &= e^{-\frac{\gamma}{2}t} \left(a \cos \frac{\delta m t}{2} - \frac{q}{p} \bar{b} i \sin \frac{\delta m t}{2} \right) = e^{-\frac{\gamma}{2}t} a \left(\cos \frac{\delta m t}{2} - \rho i \sin \frac{\delta m t}{2} \right) \\ A_{\bar{B}^0 \rightarrow \bar{f}}(t) &= e^{-\frac{\gamma}{2}t} \left(\bar{a} \cos \frac{\delta m t}{2} - \frac{p}{q} b i \sin \frac{\delta m t}{2} \right) = e^{-\frac{\gamma}{2}t} \bar{a} \left(\cos \frac{\delta m t}{2} - \bar{\rho} i \sin \frac{\delta m t}{2} \right) \\ A_{B^0 \rightarrow \bar{f}}(t) &= e^{-\frac{\gamma}{2}t} \left(b \cos \frac{\delta m t}{2} - \frac{q}{p} \bar{a} i \sin \frac{\delta m t}{2} \right) = e^{-\frac{\gamma}{2}t} \bar{a} \left(\bar{\rho} \cos \frac{\delta m t}{2} - i \sin \frac{\delta m t}{2} \right) \\ A_{\bar{B}^0 \rightarrow f}(t) &= e^{-\frac{\gamma}{2}t} \left(\bar{b} \cos \frac{\delta m t}{2} - \frac{p}{q} a i \sin \frac{\delta m t}{2} \right) = e^{-\frac{\gamma}{2}t} a \left(\rho \cos \frac{\delta m t}{2} - i \sin \frac{\delta m t}{2} \right) \end{aligned} \quad (83)$$

with

$$\rho \equiv \frac{q\bar{b}}{pa}, \quad \bar{\rho} \equiv \frac{pb}{q\bar{a}}. \quad (84)$$

For the bottom two amplitudes (the ‘suppressed’ decays), we have ignored overall phase factors p/q and q/p for the second equalities.

At this point, we can see the relation between the ‘suppressed’ and ‘favored’ modes; namely, up to an overall phase, $\delta m t \rightarrow \delta m t + \pi$ transforms $A_{B^0 \rightarrow f}(t)$ to $A_{\bar{B}^0 \rightarrow f}(t)$ and $A_{B^0 \rightarrow \bar{f}}(t)$ to $A_{\bar{B}^0 \rightarrow \bar{f}}(t)$. Equivalently, in the expressions of decay rates,

$$(\cos \delta m t, \sin \delta m t) \leftrightarrow (-\cos \delta m t, -\sin \delta m t) \quad (85)$$

transforms between a suppressed mode and its favored mode with the same final state. Also, p/q is the complex conjugate of q/p (within the approximation that $|p| = |q|$), and as we will see more explicitly later, the weak phase of b/\bar{a} is the complex conjugate of that of \bar{b}/a with the rest being the ‘strong phase’ which is common to both. Thus,

$$(\text{weak phase}) \leftrightarrow -(\text{weak phase}) \quad (86)$$

keeping the strong phase the same transforms between a B^0 decay and the corresponding \bar{B}^0 decay (both ‘suppressed’ or both ‘favored’) apart from the difference between a and \bar{a} . Often $|a|$ and $|\bar{a}|$ are the same and if so the above transformation is exact in the decay rates. When we extend the above time-dependent amplitudes to include interferences between polarizations, the rule between the same final state (85) still holds, but the relation between B^0 and \bar{B}^0 (86) does not hold in the helicity basis. We will see, however, that it holds in the transversity basis.

The time dependent rates are obtained by squaring (83):

$$\begin{aligned} \Gamma_{B^0 \rightarrow f}(t) &= |a|^2 \frac{e^{-\gamma t}}{2} [(1 + |\rho|^2) + (1 - |\rho|^2) \cos \delta m t + 2\Im \rho \sin \delta m t] \\ \Gamma_{\bar{B}^0 \rightarrow \bar{f}}(t) &= |\bar{a}|^2 \frac{e^{-\gamma t}}{2} [(1 + |\bar{\rho}|^2) + (1 - |\bar{\rho}|^2) \cos \delta m t + 2\Im \bar{\rho} \sin \delta m t] \\ \Gamma_{B^0 \rightarrow \bar{f}}(t) &= |\bar{a}|^2 \frac{e^{-\gamma t}}{2} [(1 + |\bar{\rho}|^2) - (1 - |\bar{\rho}|^2) \cos \delta m t - 2\Im \bar{\rho} \sin \delta m t] \\ \Gamma_{\bar{B}^0 \rightarrow f}(t) &= |a|^2 \frac{e^{-\gamma t}}{2} [(1 + |\rho|^2) - (1 - |\rho|^2) \cos \delta m t - 2\Im \rho \sin \delta m t] \end{aligned} \quad (87)$$

In deriving this formula, we have assumed CPT in the mixing and that $\gamma_a = \gamma_b$. Otherwise, it is general; in particular, there could be direct CP violations in any of the decay amplitudes such as $|a| \neq |\bar{a}|$ etc.

On $\Upsilon(4S)$, one would flavor-tag the other side by, say, a lepton. If the tag side decays to ℓ^- at proper time t_{tag} , the quantum correlation is such that the signal side is pure B^0 at the same proper time $t_{sig} = t_{tag}$ and proceed to evolve as usual from that time on. Thus, for $t_{sig} > t_{tag}$, the decay distribution is given simply by the replacement

$$t \rightarrow \Delta t \equiv t_{sig} - t_{tag}. \quad (88)$$

For $t_{sig} < t_{tag}$, all that is needed is to put absolute value on Δt of the decay factor $e^{-\gamma \Delta t}$. Namely, (87) becomes the distributions on $\Upsilon(4S)$ with the replacement

$$\gamma t \rightarrow \gamma |\Delta t| \quad \text{and} \quad \delta m t \rightarrow \delta m \Delta t. \quad (89)$$

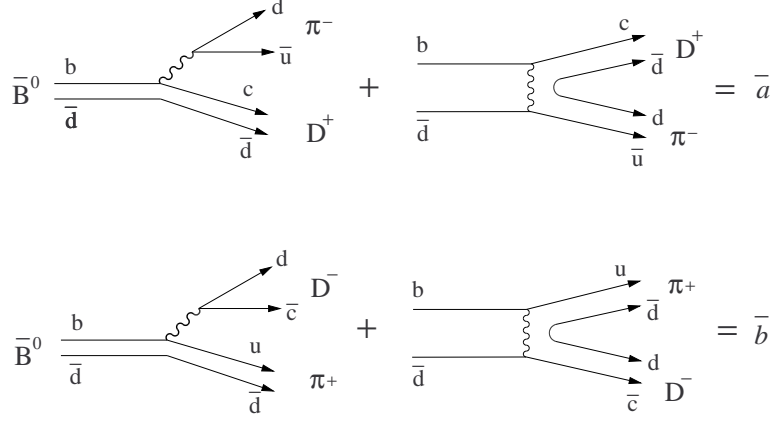


Figure 3: Diagrams for $\bar{B}^0 \rightarrow D^\pm \pi^\mp$.

Explicitly,

$$\begin{aligned}
\Gamma_{\ell^-, f}(\Delta t) &= |a|^2 \frac{e^{-\gamma|\Delta t|}}{2} [(1 + |\rho|^2) + (1 - |\rho|^2) \cos \delta m \Delta t + 2\Im \rho \sin \delta m \Delta t] \\
\Gamma_{\ell^+, \bar{f}}(\Delta t) &= |\bar{a}|^2 \frac{e^{-\gamma|\Delta t|}}{2} [(1 + |\bar{\rho}|^2) + (1 - |\bar{\rho}|^2) \cos \delta m \Delta t + 2\Im \bar{\rho} \sin \delta m \Delta t] \\
\Gamma_{\ell^-, \bar{f}}(\Delta t) &= |\bar{a}|^2 \frac{e^{-\gamma|\Delta t|}}{2} [(1 + |\bar{\rho}|^2) - (1 - |\bar{\rho}|^2) \cos \delta m \Delta t - 2\Im \bar{\rho} \sin \delta m \Delta t] \\
\Gamma_{\ell^+, f}(\Delta t) &= |a|^2 \frac{e^{-\gamma|\Delta t|}}{2} [(1 + |\rho|^2) - (1 - |\rho|^2) \cos \delta m \Delta t - 2\Im \rho \sin \delta m \Delta t]
\end{aligned} \tag{90}$$

where $\Gamma_{\ell^-, f}(\Delta t)$ denotes the decay rate for one side decaying to a final state f while the opposite side is tagged by a negative lepton (or tagged as \bar{B}^0 by any other method), etc.

2.1 $B^0 \rightarrow D^{(*)-} \pi^+$

Earlier studies of this mode can be found in Ref. [6]. Diagrams for $\bar{B}^0 \rightarrow D^\mp \pi^\pm$ are shown in Figure 3. In addition to dominant tree diagrams, annihilation diagrams may have non-negligible contribution. Also, there may be final-state rescattering $\bar{D}^{(*)0} \pi^0 \rightarrow D^{(*)-} \pi^+$. The CKM factor of these processes, however, is the same as that of the corresponding tree diagram for the same final state, and thus it does not affect the following formulation. Penguins should result in even number of charms; thus, penguins do not contribute.

With the definitions $f \equiv D^- \pi^+$ and $\bar{f} \equiv D^+ \pi^-$, the four amplitudes of (82) can

be written as

$$\begin{aligned}
a &\equiv \text{Amp}(B^0 \rightarrow D^- \pi^+) = \lambda_c^* F_c \\
\bar{a} &\equiv \text{Amp}(\bar{B}^0 \rightarrow D^+ \pi^-) = \lambda_c \bar{F}_c \\
b &\equiv \text{Amp}(B^0 \rightarrow D^+ \pi^-) = \lambda_u^* F_u \\
\bar{b} &\equiv \text{Amp}(\bar{B}^0 \rightarrow D^- \pi^+) = \lambda_u \bar{F}_u
\end{aligned}
\quad \text{with} \quad
\begin{aligned}
\lambda_c &\equiv V_{cb} V_{ud}^* \\
\lambda_u &\equiv V_{ub} V_{cd}^*
\end{aligned}, \quad (91)$$

where we have separated the *CKM* factors $\lambda_{c,u}^{(*)}$ and called the rest $F_{c,u}$ which include strong phases as well as decay constants and form factors (if factorization is assumed). We assume that the *CP* violation is solely through the weak phases that appear in (91); as a consequence we can show that (see Appendix)

$$F_c = \bar{F}_c, \quad F_u = \bar{F}_u. \quad (92)$$

We then have

$$|a| = |\bar{a}|, \quad |b| = |\bar{b}|. \quad (93)$$

Using (73) and (82) as well as (92), the value of $\bar{\rho}$ defined in (84) is then

$$\bar{\rho} \equiv \frac{p b}{q \bar{a}} = \frac{p \lambda_u^* F_u}{q \lambda_c F_c} = -\frac{V_{td}^* V_{tb} V_{ub}^* V_{cd} F_u}{V_{td} V_{tb}^* V_{cb} V_{ud}^* F_c} \equiv r e^{i\phi_{\bar{\rho}}}. \quad (94)$$

where we have defined $r \equiv |\bar{\rho}|$ and $\phi_{\bar{\rho}} \equiv \arg \bar{\rho}$. With the definitions of ϕ_1 and ϕ_3

$$\phi_1 \equiv \arg \frac{V_{cd} V_{cb}^*}{-V_{td} V_{tb}^*}, \quad \phi_3 \equiv \arg \frac{V_{ud} V_{ub}^*}{-V_{cd} V_{cb}^*}, \quad (95)$$

we have

$$\arg \left(-\frac{V_{td}^* V_{tb} V_{ub}^* V_{cd}}{V_{td} V_{tb}^* V_{cb} V_{ud}^*} \right) = \arg \left(\frac{V_{cd} V_{cb}^*}{-V_{td} V_{tb}^*} \frac{V_{cd} V_{cb}^*}{-V_{td} V_{tb}^*} \frac{V_{ud} V_{ub}^*}{-V_{cd} V_{cb}^*} \right) = 2\phi_1 + \phi_3. \quad (96)$$

Then, $\bar{\rho}$ can be written as

$$\bar{\rho} = r e^{i(\phi_w + \delta)}. \quad (97)$$

with

$$\phi_w \equiv 2\phi_1 + \phi_3, \quad \delta \equiv \arg \frac{F_u}{F_c}. \quad (98)$$

Similarly, one obtains

$$\rho = r e^{-i(\phi_w - \delta)}. \quad (99)$$

Note that we have $|\rho| = |\bar{\rho}| = r$. The value of r is roughly

$$r = \left| \frac{V_{ub}^* V_{cd} F_u}{V_{cb} V_{ud}^* F_c} \right| \sim 0.4 \lambda^2 \sim 0.02. \quad (\lambda \sim 0.22 : \text{Cabibbo factor}). \quad (100)$$

With $\Im\rho = -r \sin(\phi_w - \delta)$ and $\Im\bar{\rho} = r \sin(\phi_w + \delta)$, the four decay rates (87) becomes

$$\begin{aligned}\Gamma_{B^0 \rightarrow D^- \pi^+}(t) &= |a|^2 \frac{e^{-\gamma t}}{2} [(1+r^2) + (1-r^2) \cos \delta m t - 2r \sin(\phi_w - \delta) \sin \delta m t] \\ \Gamma_{\bar{B}^0 \rightarrow D^+ \pi^-}(t) &= |a|^2 \frac{e^{-\gamma t}}{2} [(1+r^2) + (1-r^2) \cos \delta m t + 2r \sin(\phi_w + \delta) \sin \delta m t] \\ \Gamma_{B^0 \rightarrow D^+ \pi^-}(t) &= |a|^2 \frac{e^{-\gamma t}}{2} [(1+r^2) - (1-r^2) \cos \delta m t - 2r \sin(\phi_w + \delta) \sin \delta m t] \\ \Gamma_{\bar{B}^0 \rightarrow D^- \pi^+}(t) &= |a|^2 \frac{e^{-\gamma t}}{2} [(1+r^2) - (1-r^2) \cos \delta m t + 2r \sin(\phi_w - \delta) \sin \delta m t]\end{aligned}\tag{101}$$

where have used $|a| = |\bar{a}|$. Note that $\Gamma_{\bar{B}^0 \rightarrow D^- \pi^+}(t)$ (suppressed) is obtained from $\Gamma_{B^0 \rightarrow D^- \pi^+}(t)$ (favored) and $\Gamma_{B^0 \rightarrow D^+ \pi^-}(t)$ (suppressed) is obtained from $\Gamma_{\bar{B}^0 \rightarrow D^+ \pi^-}(t)$ (favored) by the transformation (85), and within the two suppressed modes and within the favored modes, the expressions are related by (86) namely $\phi_w \leftrightarrow -\phi_w$.

The CP violating parameters that can be extracted from these distributions are

$$r \sin(\phi_w - \delta) \quad \text{and} \quad r \sin(\phi_w + \delta).\tag{102}$$

Note that the two extractable parameters are always multiplied with r , and the value of r cannot be obtained by the fit. As discussed earlier, the corresponding distributions on $\Upsilon(4S)$ are obtained by replacements $\gamma t \rightarrow \gamma|\Delta t|$ and $\delta m t \rightarrow \delta m \Delta t$. The first parameter $r \sin(\phi_w - \delta)$ can be obtained through the asymmetry between positive and negative Δt of $\Gamma_{\ell^-, D^- \pi^+}(\Delta t)$ (favored) or $\Gamma_{\ell^+, D^- \pi^+}(\Delta t)$ (suppressed), and the second parameter $r \sin(\phi_w + \delta)$ is similarly obtained through $\Gamma_{\ell^+, D^+ \pi^-}(t)$ (favored) or $\Gamma_{\ell^-, D^+ \pi^-}(t)$ (suppressed). This feature that single mode can give a CP violating parameter through asymmetry between positive and negative Δt is unique to $\Upsilon(4S)$. In fact, most of the information on CP violation is in such asymmetries. If we define

$$\delta\Gamma_X(|\Delta t|) \equiv \Gamma_X(\Delta t) - \Gamma_X(-\Delta t),\tag{103}$$

we have

$$-\delta\Gamma_{\ell^-, D^- \pi^+}(|\Delta t|) = \delta\Gamma_{\ell^+, D^- \pi^+}(|\Delta t|) = Nr \sin(\phi_w - \delta) e^{-\gamma t} \sin(\delta m t),\tag{104}$$

$$\delta\Gamma_{\ell^+, D^+ \pi^-}(|\Delta t|) = -\delta\Gamma_{\ell^-, D^+ \pi^-}(|\Delta t|) = Nr \sin(\phi_w + \delta) e^{-\gamma t} \sin(\delta m t),\tag{105}$$

where N is a common normalization factor which is known.

Now we derive the corresponding time-integrated expressions. We use following integrals.

$$\int_0^\infty e^{-\gamma t} dt = \frac{1}{\gamma},\tag{106}$$

$$\int_0^\infty e^{-\gamma t} \sin \delta m t dt = \frac{1}{\gamma} \frac{x}{1+x^2},\tag{107}$$

$$\int_0^\infty e^{-\gamma t} \cos \delta m t dt = \frac{1}{\gamma} \frac{1}{1+x^2}.\tag{108}$$

Here $x = \delta m/\gamma$. The time-integrated decay rates become

$$\begin{aligned}
\Gamma(B^0 \rightarrow D^- \pi^+) &= \frac{|a|^2}{2\gamma} \left[(1+r^2) + \frac{1-r^2}{1+x^2} - \frac{2rx}{1+x^2} \sin(\phi_w - \delta) \right] \\
\Gamma(\bar{B}^0 \rightarrow D^+ \pi^-) &= \frac{|a|^2}{2\gamma} \left[(1+r^2) + \frac{1-r^2}{1+x^2} + \frac{2rx}{1+x^2} \sin(\phi_w + \delta) \right] \\
\Gamma(B^0 \rightarrow D^+ \pi^-) &= \frac{|a|^2}{2\gamma} \left[(1+r^2) - \frac{1-r^2}{1+x^2} - \frac{2rx}{1+x^2} \sin(\phi_w + \delta) \right] \\
\Gamma(\bar{B}^0 \rightarrow D^- \pi^+) &= \frac{|a|^2}{2\gamma} \left[(1+r^2) - \frac{1-r^2}{1+x^2} + \frac{2rx}{1+x^2} \sin(\phi_w - \delta) \right] \quad (109)
\end{aligned}$$

If we set $\delta = 0$ for simplicity, we see that the information on $\sin(\phi_w)$ is in the asymmetry between the top two rates (the favored modes) or in the asymmetry between the bottom two rates (the suppressed modes). The absolute amount of the difference is the same for both cases, but the total rate is about 5 times larger for the favored modes compared to the suppressed modes. It means that the significance (number of sigmas) is $\sqrt{5}$ times smaller for the favored modes. Thus, most of the information is contained in the suppressed modes.

The expressions (101) and (109) are valid also for $f = D^{*-} \pi^+$, $D^- \rho^+$. When there are more than one polarization states as in $D^{*-} \rho^+$, there is extra effect due to interferences between different polarization states, which we will discuss next.

2.2 $B^0 \rightarrow D^{*-} \rho^+$

This mode was first studied in detail in Ref. [7]. We first note that the expressions for the time dependent amplitudes (83) are still valid when applied to each polarization state:

$$\begin{aligned}
A_{B^0 \rightarrow f_\lambda}(t) &= e^{-\frac{\gamma}{2}t} \left(a_\lambda \cos \frac{\delta m t}{2} - \frac{q}{p} \bar{b}_\lambda i \sin \frac{\delta m t}{2} \right) = e^{-\frac{\gamma}{2}t} a_\lambda \left(\cos \frac{\delta m t}{2} - \rho_\lambda i \sin \frac{\delta m t}{2} \right) \\
A_{\bar{B}^0 \rightarrow \bar{f}_\lambda}(t) &= e^{-\frac{\gamma}{2}t} \left(\bar{a}_\lambda \cos \frac{\delta m t}{2} - \frac{p}{q} b_\lambda i \sin \frac{\delta m t}{2} \right) = e^{-\frac{\gamma}{2}t} \bar{a}_\lambda \left(\cos \frac{\delta m t}{2} - \bar{\rho}_\lambda i \sin \frac{\delta m t}{2} \right) \\
A_{B^0 \rightarrow \bar{f}_\lambda}(t) &= e^{-\frac{\gamma}{2}t} \left(b_\lambda \cos \frac{\delta m t}{2} - \frac{q}{p} \bar{a}_\lambda i \sin \frac{\delta m t}{2} \right) = e^{-\frac{\gamma}{2}t} \bar{a}_\lambda \left(\bar{\rho}_\lambda \cos \frac{\delta m t}{2} - i \sin \frac{\delta m t}{2} \right) \\
A_{\bar{B}^0 \rightarrow f_\lambda}(t) &= e^{-\frac{\gamma}{2}t} \left(\bar{b}_\lambda \cos \frac{\delta m t}{2} - \frac{p}{q} a_\lambda i \sin \frac{\delta m t}{2} \right) = e^{-\frac{\gamma}{2}t} a_\lambda \left(\rho_\lambda \cos \frac{\delta m t}{2} - i \sin \frac{\delta m t}{2} \right) \quad (110)
\end{aligned}$$

where

$$\begin{aligned}
a_\lambda &\equiv \text{Amp}(B^0 \rightarrow f_\lambda) = \lambda_c^* F_{c\lambda} \\
\bar{a}_\lambda &\equiv \text{Amp}(\bar{B}^0 \rightarrow \bar{f}_\lambda) = \lambda_c \bar{F}_{c\lambda} \\
b_\lambda &\equiv \text{Amp}(B^0 \rightarrow \bar{f}_\lambda) = \lambda_u^* F_{u\lambda} \\
\bar{b}_\lambda &\equiv \text{Amp}(\bar{B}^0 \rightarrow f_\lambda) = \lambda_u \bar{F}_{u\lambda}
\end{aligned} \tag{111}$$

and

$$\rho_\lambda \equiv \frac{q \bar{b}_\lambda}{p a_\lambda}, \quad \bar{\rho}_\lambda \equiv \frac{p b_\lambda}{q \bar{a}_\lambda}. \tag{112}$$

Each of (110) gives the polarization amplitudes to a given final state at time t . Then, the angular distribution of pure B^0 at $t = 0$ decaying to f at time t is simply obtained by replacing H_λ or A_λ by $A_{B^0 \rightarrow f_\lambda}(t)$ in (35) or (39). For $B^0(t = 0) \rightarrow f$, for example, the time-dependent angular distribution is given by (39) with the replacement

$$\begin{aligned}
|A_\lambda|^2 &\rightarrow |A_{B^0 \rightarrow f_\lambda}(t)|^2, \\
\Re(A_\parallel^* A_0) &\rightarrow \Re(A_{B^0 \rightarrow f_\parallel}^*(t) A_{B^0 \rightarrow f_0}(t)), \\
\Im(A_0^* A_\perp) &\rightarrow \Im(A_{B^0 \rightarrow f_0}^*(t) A_{B^0 \rightarrow f_\perp}(t)), \\
\Im(A_\parallel^* A_\perp) &\rightarrow \Im(A_{B^0 \rightarrow f_\parallel}^*(t) A_{B^0 \rightarrow f_\perp}(t)).
\end{aligned} \tag{113}$$

Or the decay amplitudes are obtained from (38) by the same replacement:

$$\begin{aligned}
A_{B^0 \rightarrow f}(\Omega, t) &= \sum_\lambda e^{-\frac{\gamma}{2}t} a_\lambda \left(\cos \frac{\delta m t}{2} - \rho_\lambda i \sin \frac{\delta m t}{2} \right) g_\lambda(\Omega) \\
A_{\bar{B}^0 \rightarrow \bar{f}}(\Omega, t) &= \sum_\lambda e^{-\frac{\gamma}{2}t} \bar{a}_\lambda \left(\cos \frac{\delta m t}{2} - \bar{\rho}_\lambda i \sin \frac{\delta m t}{2} \right) g_\lambda(\Omega) \\
A_{B^0 \rightarrow \bar{f}}(\Omega, t) &= \sum_\lambda e^{-\frac{\gamma}{2}t} \bar{a}_\lambda \left(\bar{\rho}_\lambda \cos \frac{\delta m t}{2} - i \sin \frac{\delta m t}{2} \right) g_\lambda(\Omega) \\
A_{\bar{B}^0 \rightarrow f}(\Omega, t) &= \sum_\lambda e^{-\frac{\gamma}{2}t} a_\lambda \left(\rho_\lambda \cos \frac{\delta m t}{2} - i \sin \frac{\delta m t}{2} \right) g_\lambda(\Omega),
\end{aligned} \tag{114}$$

where $\Omega \equiv (\phi_{tr}, \theta_{tr}, \psi)$ or (χ, θ, ψ) , and g_λ 's are given by (37) or (31). Here, the final states are $f \equiv D^{*-} \rho^+$ and $\bar{f} \equiv D^{*+} \rho^-$. Note that one could use angles $(\phi_{tr}, \theta_{tr}, \psi)$ or (χ, θ, ψ) for the transversity amplitudes (for that matter, for the helicity amplitudes also - we just have not provided $g(\phi_{tr}, \theta_{tr}, \psi)$ for the helicity amplitudes).

Since $F_{u\lambda}$ and $F_{c\lambda}$ are nothing but the polarization amplitudes apart from the CP violating phases, they themselves should satisfy the CP relations (70) and (71) (see Appendix):

$$\bar{F}_{q\lambda} = F_{q-\lambda} \quad (\text{helicity}), \tag{115}$$

$$\bar{F}_{q\parallel} = F_{q\parallel}, \quad \bar{F}_{q0} = F_{q0}, \quad \bar{F}_{q\perp} = -F_{u\perp}, \quad (\text{transversity}) \quad (116)$$

where $q = u$ or c .

2.2.1 Helicity basis

With the relations (115) for helicity basis, the decay amplitudes can be written as

$$\begin{aligned} a_\lambda &= \lambda_c^* F_{c\lambda}, & \bar{a}_{-\lambda} &= \lambda_c F_{c\lambda}, \\ b_\lambda &= \lambda_u^* F_{u\lambda}, & \bar{b}_{-\lambda} &= \lambda_u F_{u\lambda}. \end{aligned} \quad (\text{helicity}) \quad (117)$$

This gives

$$|a_\lambda| = |\bar{a}_{-\lambda}|, \quad |b_\lambda| = |\bar{b}_{-\lambda}|. \quad (118)$$

And the parameters ρ_λ and $\bar{\rho}_\lambda$ becomes

$$\rho_\lambda = \frac{q}{p} \frac{\lambda_u F_{u-\lambda}}{\lambda_c^* F_{c\lambda}}, \quad \bar{\rho}_{-\lambda} = \frac{p}{q} \frac{\lambda_u^* F_{u-\lambda}}{\lambda_c F_{c\lambda}}. \quad (119)$$

Then, the same procedure that led to (97) and (99) allows one to write

$$\rho_\lambda = r_\lambda e^{i(\phi_w + \delta_\lambda)}, \quad \bar{\rho}_{-\lambda} = r_\lambda e^{-i(\phi_w - \delta_\lambda)}, \quad (120)$$

where

$$|\rho_\lambda| = |\bar{\rho}_{-\lambda}| \equiv r_\lambda, \quad (121)$$

and

$$\delta_\lambda \equiv \arg \frac{F_{u-\lambda}}{F_{c\lambda}}. \quad (122)$$

2.2.2 Transversity basis

Using the relations (116) for transversity, we can write

$$\begin{aligned} a_\lambda &= \lambda_c^* F_{c\lambda}, & \bar{a}_\lambda &= \xi_\lambda \lambda_c F_{c\lambda}, \\ b_\lambda &= \lambda_u^* F_{u\lambda}, & \bar{b}_\lambda &= \xi_\lambda \lambda_u F_{u\lambda}, \end{aligned} \quad (\text{transversity}) \quad (123)$$

where

$$\xi_\lambda = \begin{cases} 1 & (\lambda = \parallel, 0) \\ -1 & (\lambda = \perp) \end{cases}. \quad (124)$$

We will use the transversity basis for the rest of this section. Clearly, we have

$$|a_\lambda| = |\bar{a}_\lambda| \quad \text{and} \quad |b_\lambda| = |\bar{b}_\lambda|, \quad (125)$$

and the procedure similar to that led to (97) and (99) gives

$$\rho_\lambda = \xi_\lambda r_\lambda e^{-i(\phi_w - \delta_\lambda)}, \quad \bar{\rho}_\lambda = \xi_\lambda r_\lambda e^{i(\phi_w + \delta_\lambda)}, \quad (126)$$

where

$$|\rho_\lambda| = |\bar{\rho}_\lambda| \equiv r_\lambda, \quad (127)$$

and

$$\delta_\lambda \equiv \arg \frac{F_{u\lambda}}{F_{c\lambda}}. \quad (128)$$

Let's evaluate the explicit decay rates; namely, the coefficients given in (113). Note that ρ_λ and $\bar{\rho}_\lambda$ are related by $\phi_w \leftrightarrow -\phi_w$. Together with (85), all we need is to evaluate one of the four modes which we take to be the favored mode $B^0 \rightarrow D^{*-}\rho^+$. Calculation is straightforward and we obtain (apart from the common factor $e^{-\gamma t}/2$)

$$\begin{aligned} |A_\lambda|^2 &\rightarrow |a_\lambda|^2 \left[(1 + r_\lambda^2) + (1 - r_\lambda^2) \cos \delta m t \right. \\ &\quad \left. - 2\xi_\lambda r_\lambda \sin(\phi_w - \delta_\lambda) \sin \delta m t \right], \\ \Re(A_\parallel^* A_0) &\rightarrow \left[\Re(a_\parallel^* a_0)(1 + r_\parallel r_0 \cos(\delta_\parallel - \delta_0)) + \Im(a_\parallel^* a_0) r_\parallel r_0 \sin(\delta_\parallel - \delta_0) \right] \\ &\quad + \left[\Re(a_\parallel^* a_0)(1 - r_\parallel r_0 \cos(\delta_\parallel - \delta_0)) - \Im(a_\parallel^* a_0) r_\parallel r_0 \sin(\delta_\parallel - \delta_0) \right] \cos \delta m t \\ &\quad - \left[\Re(a_\parallel^* a_0)(r_\parallel \sin(\phi_w - \delta_\parallel) + r_0 \sin(\phi_w - \delta_0)) \right. \\ &\quad \left. + \Im(a_\parallel^* a_0)(r_\parallel \cos(\phi_w - \delta_\parallel) - r_0 \cos(\phi_w - \delta_0)) \right] \sin \delta m t, \quad (129) \\ \Im(A_e^* A_\perp) &\rightarrow \left[\Im(a_e^* a_\perp)(1 - r_e r_\perp \cos(\delta_e - \delta_\perp)) + \Re(a_e^* a_\perp) r_e r_\perp \sin(\delta_e - \delta_\perp) \right] \\ &\quad + \left[\Im(a_e^* a_\perp)(1 + r_e r_\perp \cos(\delta_e - \delta_\perp)) - \Re(a_e^* a_\perp) r_e r_\perp \sin(\delta_e - \delta_\perp) \right] \cos \delta m t \\ &\quad - \left[\Im(a_e^* a_\perp)(r_e \sin(\phi_w - \delta_e) - r_\perp \sin(\phi_w - \delta_\perp)) \right. \\ &\quad \left. - \Re(a_e^* a_\perp)(r_e \cos(\phi_w - \delta_e) + r_\perp \cos(\phi_w - \delta_\perp)) \right] \sin \delta m t, \end{aligned}$$

where $\lambda = (\parallel, 0, \perp)$, $e = (\parallel, 0)$, and the suppressed modes for the same final states are obtained by the transformation $\delta m t \rightarrow \delta m t + \pi$ or (85), and among the two suppressed or among the two favored modes, the B^0 decay and the \bar{B}^0 decay are related by $\phi_w \leftrightarrow -\phi_w$. The distribution (39) with these replacements then gives the desired time-dependent angular distributions.

2.2.3 Fit parameters

Squares of the amplitudes (114) give the rates, and with complex functions in programming language, these expressions are all needed to perform the fit. The fit parameters are a_λ , \bar{a}_λ , ρ_λ , and $\bar{\rho}_\lambda$. Note that only the relative phases matter among a_λ and among \bar{a}_λ ; namely, one can set $a_0 = \text{real}$ and $\bar{a}_0 = \text{real}$, for example. In

addition, $|a_\lambda| = |\bar{a}_{-\lambda}|$ (helicity) or $|a_\lambda| = |\bar{a}_\lambda|$ (transversity) reduces the number of degrees of freedom by 3 in each basis. Furthermore, there are phase relations in

$$\frac{\bar{a}_{-\lambda}}{\bar{a}_0} = \frac{a_\lambda}{a_0} \quad (\lambda = \pm 1), \quad \text{or} \quad \frac{\bar{a}_\lambda}{\bar{a}_0} = \xi_\lambda \frac{a_\lambda}{a_0} \quad (\lambda = \parallel, \perp), \quad (130)$$

which reduces 2 degrees of freedom. Thus, there are 5 degrees of freedom in a_λ and \bar{a}_λ including the overall normalizations. One may parametrize, for example, as

$$\begin{aligned} a_{+1} &= |a_{+1}| e^{i\phi_{+1}} & \bar{a}_{+1} &= |a_{-1}| e^{i\phi_{-1}} \\ a_0 &= |a_0| & \bar{a}_0 &= |a_0| \\ a_{-1} &= |a_{-1}| e^{i\phi_{-1}} & \bar{a}_{-1} &= |a_{+1}| e^{i\phi_{+1}} \end{aligned} \quad (\text{helicity}), \quad (131)$$

or,

$$\begin{aligned} a_\parallel &= |a_\parallel| e^{i\phi_\parallel} & \bar{a}_\parallel &= |a_\parallel| e^{i\phi_\parallel} \\ a_0 &= |a_0| & \bar{a}_0 &= |a_0| \\ a_\perp &= |a_\perp| e^{i\phi_\perp} & \bar{a}_\perp &= -|a_\perp| e^{i\phi_\perp} \end{aligned} \quad (\text{transversity}). \quad (132)$$

Also ρ_λ and $\bar{\rho}_\lambda$ are constrained by the expression (112); namely, we actually fit r_λ , δ_λ , and ϕ_w , which amounts to 7 degrees of freedom. The total number of degrees freedom is thus $5 + 7 = 12$ including the overall normalization.

2.3 Time dependent angular distribution for ΨK^{*0}

The only one relevant final state to be considered is ΨK^{*0} where K^{*0} decays to $K_S \pi^0$. We denote the final state as $f_\lambda = (\Psi K_S^{*0})_\lambda$, where λ could be for helicity basis or transversity basis. The particle assignments are

$$a = \Psi, \quad a_1 = \ell^+, \quad a_2 = \ell^-, \quad b = K^{*0}, \quad b_1 = K_S, \quad a_2 = \pi^0. \quad (133)$$

All we need is the amplitudes for each polarization (helicity basis or transversity basis) at time t when the B meson was pure B^0 or \bar{B}^0 at $t = 0$. Then, we can use the distributions (51) and (53) to obtain the angular distribution at that time. Incoherent sum over the two possible helicity states of the Ψ decay is already taken into account in those angular distributions.

Since we are dealing with only one final state (apart from polarization), the first and the last of (83) will do:

$$\begin{aligned} A_{B^0 \rightarrow f_\lambda}(t) &= e^{-\frac{\gamma}{2}t} a_\lambda \left(\cos \frac{\delta m t}{2} - \rho_\lambda i \sin \frac{\delta m t}{2} \right) \\ A_{\bar{B}^0 \rightarrow f_\lambda}(t) &= e^{-\frac{\gamma}{2}t} a_\lambda \left(\rho_\lambda \cos \frac{\delta m t}{2} - i \sin \frac{\delta m t}{2} \right), \end{aligned} \quad (134)$$

where

$$a_\lambda = \text{Amp}(B^0 \rightarrow (\Psi K_S^{*0})_\lambda), \quad \bar{b}_\lambda = \text{Amp}(\bar{B}^0 \rightarrow (\Psi K_S^{*0})_\lambda), \quad \rho_\lambda = \frac{q \bar{b}_\lambda}{p a_\lambda}. \quad (135)$$

The ρ_λ parameter is then

$$\rho_\lambda = \frac{q}{p} \frac{\langle K_S | \bar{K}^0 \rangle \langle (\Psi \bar{K}^{*0})_\lambda | H_{\text{eff}} | \bar{B}^0 \rangle}{\langle K_S | K^0 \rangle \langle (\Psi K^{*0})_\lambda | H_{\text{eff}} | B^0 \rangle}. \quad (136)$$

Eq. (73) gives q/p , and using (185) of Appendix,

$$\frac{\langle K_S | \bar{K}^0 \rangle}{\langle K_S | K^0 \rangle} = \frac{-q_K^*}{p_K^*} = \frac{V_{cs} V_{cd}^*}{V_{cs}^* V_{cd}} \quad (137)$$

can be obtained as in the case of B where we have ignored the small deviation of $|q_K/p_K|$ from unity. Assuming that the color-suppressed tree diagram dominates the amplitudes a and \bar{b} , or assuming that penguin and other contributions do not modify the weak phase significantly,

$$\langle (\Psi K^{*0})_\lambda | H_{\text{eff}} | B^0 \rangle = V_{cb}^* V_{cs} F_\lambda, \quad \langle (\Psi \bar{K}^{*0})_\lambda | H_{\text{eff}} | \bar{B}^0 \rangle = V_{cb} V_{cs}^* \bar{F}_\lambda. \quad (138)$$

By the similar argument that led to the CP relations (115) and (116), F_λ and \bar{F}_λ are related by

$$\bar{F}_\lambda = F_{-\lambda} \quad (\text{helicity}), \quad (139)$$

$$\bar{F}_\parallel = F_\parallel, \quad \bar{F}_0 = F_0, \quad \bar{F}_\perp = -F_\perp, \quad (\text{transversity}) \quad (140)$$

Let's use the transversity basis for the rest of this section. Then, the amplitudes given by (138) together with the CP relation above gives

$$\frac{\langle (\Psi \bar{K}^{*0})_\lambda | H_{\text{eff}} | \bar{B}^0 \rangle}{\langle (\Psi K^{*0})_\lambda | H_{\text{eff}} | B^0 \rangle} = \xi_\lambda \frac{V_{cb} V_{cs}^*}{V_{cb}^* V_{cs}} \quad (\text{transversity}), \quad (141)$$

where ξ_λ is the sign defined by (124). Combining all ingredients, ρ_λ becomes

$$\rho_\lambda = \left(-\frac{V_{tb}^* V_{td}}{V_{tb} V_{td}^*} \right) \left(\frac{V_{cs} V_{cd}^*}{V_{cs}^* V_{cd}} \right) \left(\xi_\lambda \frac{V_{cb} V_{cs}^*}{V_{cb}^* V_{cs}} \right) = -\xi_\lambda \left(\frac{V_{cd} V_{cb}^*}{-V_{td} V_{tb}^*} \right)^* \bigg/ \left(\frac{V_{cd} V_{cb}^*}{-V_{td} V_{tb}^*} \right). \quad (142)$$

With the definition of ϕ_1 (95), we can write

$$\rho_\lambda = -\xi_\lambda e^{-2i\phi_1} \quad (\text{transversity}). \quad (143)$$

Recall that the value of ρ for the gold-plated ΨK_S final state was $e^{-2i\phi_1}$; namely, the transverse polarization A_\perp has the same time-dependent CP asymmetry as the ΨK_S final state, and A_\parallel and A_0 states have the CP asymmetry opposite to that of ΨK_S . These arguments are valid when a given polarization state dominates the final state and when integrated over the angular distribution.

The angular distribution is given by the expression (53) with the coefficient replaced according to (113). Explicitly,

$$\begin{aligned} |A_\lambda|^2 &\rightarrow |a_\lambda|^2(1 \pm \xi_\lambda \sin 2\phi_1 \sin \delta mt) \\ \Re(A_\parallel^* A_0) &\rightarrow \Re(a_\parallel^* a_0)(1 \pm \sin 2\phi_1 \sin \delta mt) \\ \Im(A_e^* A_\perp) &\rightarrow \pm \Im(a_e^* a_\perp) \cos \delta mt \mp \Re(a_e^* a_\parallel) \cos 2\phi_1 \sin \delta mt \end{aligned} \quad (144)$$

where the upper sign is for $B^0 \rightarrow \Psi K_S^{*0}$, the bottom sign is for $\bar{B}^0 \rightarrow \Psi K_S^{*0}$, $\lambda = (\parallel, 0, \perp)$ and e stands for \parallel or 0 . They are related by the transformation (85) as expected. Note that $\cos 2\phi_1$ can be obtained by these angular distributions, which helps to resolve the discrete ambiguity of ϕ_1 .

3 Appendix

3.1 CP relations

We will hereby derive the CP relations (70) and (115). Suppose the effective Hamiltonian commutes with CP :

$$I H_{\text{eff}} I^\dagger = H_{\text{eff}} , \quad (145)$$

where

$$I \equiv CP . \quad (146)$$

For example, the Hamiltonian for the tree diagram of $B^0 \rightarrow D^- \pi^+$ is (up to a constant)¹

$$H_{\text{eff}} = \lambda_c h_c + (h.c.) \quad (147)$$

with

$$h_c \equiv \int_{-T}^T dt \int d^3x (\bar{c}b)_\mu (\bar{d}u)^\mu , \quad (148)$$

where $(\bar{q}q')_\mu$ is a color-singlet $V - A$ current which is a function of space-time:

$$(\bar{q}q'(x))_\mu \equiv \bar{q}^a(x) \gamma_\mu (1 - \gamma_5) q'^a(x) . \quad (x = (t, \vec{x})) \quad (149)$$

with a being the color index. The CKM factor λ_c is defined in (82). The CP phases of quark fields are taken as

$$\eta_q = 1 , \quad (150)$$

where the CP phase is defined by

$$I |q_{\vec{p}\sigma}\rangle = \eta_q |\bar{q}_{-\vec{p},\sigma}\rangle , \quad (151)$$

¹What we are calling H_{eff} is actually the S operator.

where \vec{p} is the momentum and σ is the spin component along z . With this choice of CP phase, one can show that (see, for example, Ref [9])

$$I(\bar{q}q'(x))_\mu I^\dagger = -(\bar{q}q'(x'))^{\mu\dagger} = -(\bar{q}'q(x'))^\mu \quad (x' = (t, -\vec{x})). \quad (152)$$

Note that the Lorentz index μ changed from subscript to superscript. We then have after the integration over space

$$I \int d^3x (\bar{c}b)_\mu (\bar{d}u)^\mu I^\dagger = \left[\int d^3x (\bar{c}b)^\mu (\bar{d}u)_\mu \right]^\dagger, \quad (153)$$

which leads to

$$I h_c I^\dagger = h_c^\dagger. \quad (154)$$

Similarly, we can show

$$I h_c^\dagger I^\dagger = h_c. \quad (155)$$

This makes (145) hold if λ_c is real. In general, H_{eff} includes strong interaction that results in phase shifts. Still, it can be written in the form (147) and that it would be invariant under CP if the CKM factors are real; namely, (154) and (155) are satisfied.

The *helicity* states of $B \rightarrow a + b$ transforms under CP as (see, for example, Ref [2])

$$I |JM, \lambda_a \lambda_b; ab\rangle = \eta_a \eta_b (-)^{J-s_a-s_b} |JM, -\lambda_a - \lambda_b; \bar{a}\bar{b}\rangle, \quad (156)$$

where $J = 0$ and $s_{a,b} = 1$ for our case, and η_a and η_b are the CP phases of a and b respectively:

$$CP|a; \vec{p}, \sigma\rangle = \eta_a |\bar{a}; -\vec{p}, \sigma\rangle, \quad CP|b; \vec{p}, \sigma\rangle = \eta_b |\bar{b}; -\vec{p}, \sigma\rangle, \quad (157)$$

where σ is the z -component of spin. If a or b are not self-conjugate, then their CP phases are cancelled when the value of ρ is calculated or relation between ρ_λ and $\bar{\rho}_\lambda$ is evaluated. For a self-conjugate particle, the CP phase does matter. However, CP of relevant spin-1 particles, such as any known spin-1 ($c\bar{c}$) states, ρ^0 , a_1^0 , ω , ϕ , etc. are all $+1$. Thus, we take $\eta_a \eta_b$ to be $+1$ keeping in mind that if any of the spin-1 particles are self-conjugate and $CP-$ then it has to be included in the sign. Thus, in terms of our short notation, the above relation becomes

$$I |f_\lambda\rangle = |\bar{f}_{-\lambda}\rangle. \quad (158)$$

Then, the helicity amplitude transforms as (with $\eta_B = 1$)

$$H_\lambda = \langle f_\lambda | H_{\text{eff}} | B^0 \rangle \quad (159)$$

$$= \underbrace{\langle f_\lambda | I^\dagger}_{\langle \bar{f}_{-\lambda} |} \underbrace{I H_{\text{eff}} I^\dagger}_{H_{\text{eff}}} \underbrace{I | B^0 \rangle}_{\eta_B |\bar{B}^0\rangle} = \bar{H}_{-\lambda}, \quad (160)$$

which proves (70).

The proof of the relation (115) starts from realizing that the relevant effective Hamiltonian can be written as

$$H_{\text{eff}} = (\lambda_c h_c + \lambda_u h_u) + (\lambda_c^* h_c^\dagger + \lambda_u^* h_u^\dagger), \quad (161)$$

where the second part is just the h.c. of the first part to make the whole Hermitian, and $\lambda_c = V_{cb}V_{ud}^*$ and $\lambda_u = V_{ub}V_{cd}^*$ as before. The term $\lambda_c h_c$ includes a $b \rightarrow c$ transition and creation of a $\bar{u}d$ pair, and $\lambda_c^* h_c^\dagger$ includes a $\bar{b} \rightarrow \bar{c}$ transition and creation of a $\bar{d}u$ pair, etc. Again, $h_{c,u}$ contain the effect of strong interaction to all order.

Assuming that CP violation occurs solely through the complex CKM phases, we should have

$$\begin{aligned} I h_c I^\dagger &= h_c^\dagger, & I h_u I^\dagger &= h_u^\dagger, \\ I h_c^\dagger I^\dagger &= h_c, & I h_u^\dagger I^\dagger &= h_u, \end{aligned} \quad (162)$$

which makes H_{eff} invariant under CP if $\lambda_{c,u}$ are real. Then, a_λ defined in (111) with $f = D^{*-}\rho^+$ can be written as

$$a_\lambda \equiv \langle f_\lambda | H_{\text{eff}} | B^0 \rangle = \langle f_\lambda | \lambda_c^* h_c^\dagger | B^0 \rangle = \lambda_c^* \langle f_\lambda | h_c^\dagger | B^0 \rangle. \quad (163)$$

Comparing with (111) identifies $F_{c\lambda}$ as

$$F_{c\lambda} = \langle f_\lambda | h_c^\dagger | B^0 \rangle. \quad (164)$$

Similarly,

$$\bar{F}_{c\lambda} = \langle \bar{f}_\lambda | h_c | \bar{B}^0 \rangle. \quad (165)$$

Then, we have (again with $\eta_B = 1$)

$$F_{c\lambda} = \underbrace{\langle f_\lambda | I^\dagger}_{\langle \bar{f}_{-\lambda} |} \underbrace{I h_c^\dagger I^\dagger}_{h_c} \underbrace{I | B^0 \rangle}_{| \bar{B}^0 \rangle} = \bar{F}_{c-\lambda}. \quad (QED) \quad (166)$$

The proof of $\bar{F}_{u\lambda} = F_{u-\lambda}$ (helicity) proceeds the same way.

The relations (92) is proved similarly. Here, the effective hamiltonian is again written in the form (161) and is invariant under CP if the CKM factors are real. With $J = s_1 = s_2 = \lambda = 0$ in (156), the transformation of the final state $f = D^{(*)-}\pi^+$ under CP is

$$I | f \rangle = \eta_D \eta_\pi | \bar{f} \rangle, \quad I | \bar{f} \rangle = \eta_D^* \eta_\pi^* | f \rangle, \quad (167)$$

with proper choice of CP phases (you can set $\lambda = 0$ in (158)). The quantities $F_{c,u}$ and $\bar{F}_{c,u}$ are identified as

$$\begin{aligned} F_c &= \langle f | h_c^\dagger | B^0 \rangle, & \bar{F}_c &= \langle \bar{f} | h_c | \bar{B}^0 \rangle, \\ F_u &= \langle \bar{f} | h_u | B^0 \rangle, & \bar{F}_u &= \langle f | h_u^\dagger | \bar{B}^0 \rangle. \end{aligned} \quad (168)$$

The final result is obtained by simply setting $\lambda = 0$ in (166):

$$F_c = \bar{F}_c, \quad \text{and similarly} \quad F_u = \bar{F}_u. \quad (169)$$

3.2 Derivation of p/q

The two mass-eigenstates are the eigenvectors of the Schrodinger equation in the B^0 - \bar{B}^0 space:

$$i\frac{d}{dt}\Psi = H\Psi, \quad (170)$$

where Ψ is a two component vector and H is a 2×2 matrix in the B^0 - \bar{B}^0 space:

$$\Psi = \begin{pmatrix} a \\ b \end{pmatrix}, \quad H = M + i\frac{\Gamma}{2} = \begin{pmatrix} \langle B^0 | H_{\text{eff}} | B^0 \rangle & \langle B^0 | H_{\text{eff}} | \bar{B}^0 \rangle \\ \langle \bar{B}^0 | H_{\text{eff}} | B^0 \rangle & \langle \bar{B}^0 | H_{\text{eff}} | \bar{B}^0 \rangle \end{pmatrix} \quad (171)$$

where M and Γ are hermitian matrixes. When $\gamma_a = \gamma_b$, the decay part decouples and the mass matrix part (mixing part) only should be considered; thus, we will drop Γ . The CPT invariance allows one to write

$$H = M = \begin{pmatrix} m & \mu \\ \mu^* & m \end{pmatrix}, \quad (M : \text{real}). \quad (172)$$

In particular,

$$\mu = \langle B^0 | H_{\text{eff}} | \bar{B}^0 \rangle, \quad \mu^* = \langle \bar{B}^0 | H_{\text{eff}} | B^0 \rangle. \quad (173)$$

The eigenvalues are

$$\det \begin{pmatrix} m - \lambda & \mu \\ \mu^* & m - \lambda \end{pmatrix} = 0, \quad \rightarrow \quad \lambda = m \pm |\mu|. \quad (174)$$

Let's define the eigenvector for the heavier of the two to be $pB^0 + q\bar{B}^0$, which then should satisfy

$$\begin{pmatrix} m & \mu \\ \mu^* & m \end{pmatrix} \begin{pmatrix} p \\ q \end{pmatrix} = (m + |\mu|) \begin{pmatrix} p \\ q \end{pmatrix}. \quad (175)$$

The top component (the B^0 coefficient) of this equation gives

$$mp + \mu q = m p + |\mu| p \quad \rightarrow \quad \frac{p}{q} = \frac{\mu}{|\mu|}. \quad (176)$$

On the other hand, the $B^0 \leftrightarrow \bar{B}^0$ transition is caused by the box diagram at the lowest order whose effective Hamiltonian can be written as

$$H_{\text{eff}} = (V_{tb}V_{td}^*)^2 h_{b\bar{d} \rightarrow d\bar{b}} + (h.c.), \quad (177)$$

where $h_{b\bar{d} \rightarrow d\bar{b}}$ is the effective hamitonian that transforms \bar{B}^0 to B^0 and itself transforms under CP as

$$I h_{b\bar{d} \rightarrow d\bar{b}} I^\dagger = h_{b\bar{d} \rightarrow d\bar{b}}^\dagger, \quad I h_{b\bar{d} \rightarrow d\bar{b}}^\dagger I^\dagger = h_{b\bar{d} \rightarrow d\bar{b}}; \quad (178)$$

namely, H_{eff} is invariant under CP if it were not for the CKM phases. Then the off-diagonal elements of H are related by CP as (with $\eta_B = 1$)

$$\begin{aligned}
\mu &= \langle B^0 | H_{\text{eff}} | \bar{B}^0 \rangle \\
&= \langle B^0 | (V_{tb} V_{td}^*)^2 h_{b\bar{d} \rightarrow d\bar{b}} | \bar{B}^0 \rangle \\
&= (V_{tb} V_{td}^*)^2 \underbrace{\langle B^0 | I^\dagger}_{\langle \bar{B}^0 |} \underbrace{I h_{b\bar{d} \rightarrow d\bar{b}} I^\dagger}_{h_{b\bar{d} \rightarrow d\bar{b}}^\dagger} \underbrace{I | \bar{B}^0 \rangle}_{| B^0 \rangle} \\
&= \frac{(V_{tb} V_{td}^*)^2}{(V_{tb}^* V_{td})^2} \langle \bar{B}^0 | (V_{tb}^* V_{td})^2 h_{b\bar{d} \rightarrow d\bar{b}}^\dagger | B^0 \rangle \\
&= \frac{(V_{tb} V_{td}^*)^2}{(V_{tb}^* V_{td})^2} \langle \bar{B}^0 | H_{\text{eff}} | B^0 \rangle \\
&= \frac{(V_{tb} V_{td}^*)^2}{(V_{tb}^* V_{td})^2} \mu^* .
\end{aligned} \tag{179}$$

Thus,

$$\frac{\mu}{\mu^*} = \frac{(V_{tb} V_{td}^*)^2}{(V_{tb}^* V_{td})^2} \rightarrow \frac{\mu}{|\mu|} = \pm \frac{(V_{tb} V_{td}^*)}{(V_{tb}^* V_{td})} . \tag{180}$$

Using (176), we see that $pB^0 + q\bar{B}^0$ with

$$\frac{p}{q} = \pm \frac{(V_{tb} V_{td}^*)}{(V_{tb}^* V_{td})} . \tag{181}$$

This method is simple and elegant but cannot define the sign; in order to do so, one needs to actually evaluate μ [10]:

$$\mu = -\frac{G_F^2 m_W^2}{12\pi^2} f_B^2 m_B B_B \eta_2 S_0 (V_{tb}^* V_{td})^2 \tag{182}$$

where f_B is the decay constant of B^0 , $\eta_2 > 0$ is a QCD correction factor, $S_0 > 0$ is a function of the top quark mass, and B_B is the ‘bag factor’ of the B meson which is believed to be positive. Then, p/q is now

$$\frac{p}{q} = -\frac{V_{tb} V_{td}^*}{V_{tb}^* V_{td}} , \tag{183}$$

and these p and q makes $pB^0 + q\bar{B}^0$ the heavier of the two mass eigenstates.

In the neutral K system, we define p_K and q_K in parallel to the B system; namely, the heavier (K_L) is defined to be $p_K K^0 + q_K \bar{K}^0$. Thus, K_S is

$$K_S = p_K K^0 - q_K \bar{K}^0 . \tag{184}$$

Even though there is some complication due to the lifetime difference; the situation for the phase of p_K/q_K is essentially the same and to a good accuracy it is given by applying $t \rightarrow c$ and $b \rightarrow s$ to (183):

$$\frac{p_K}{q_K} = -\frac{V_{cs}V_{cd}^*}{V_{cs}^*V_{cd}}. \quad (185)$$

The conventions used here for p and q are not the same as those in Ref. [11].

References

- [1] I. Dunietz, H. Quinn, W. Toki, and H. Lipkin, Phys. Rev. **D43** (1991) 2193.
- [2] M. Jacob and G. C. Wick, Ann. of Phys. **7** (1959) 404.
- [3] J.L. Rosner, Phys. Rev. **D42** (1990) 3732.
- [4] (CLEO collaboration), CONF 98-23, ICHEP98 852.
- [5] C.P. Jessop, *et. al.* (CLEO collaboration), Phys. Rev. Lett. **79** (1997) 4533; T. Affolder, *et. al.* (CDF Collaboration), Phys. Rev. Lett. **85** (2000) 4668; and references therein.
- [6] R.G. Sachs, in ‘Physics of time reversal’, Univ. of Chicago Press, 1987; I.I. Bigi and A.I. Sanda, Nucl. Phys. **B281** (1987) 41; See also, BaBar Physics Book, SLAC-R-504 (1998) 481.
- [7] D. London, N. Sinha, and R. Sinha, *Phys. Rev. Lett.* **85**, 1807 (2000).
- [8] N. Sinha and R. Sinha, *Phys. Rev. Lett* **80**, 3706 (1998).
- [9] T.D. Lee, ‘Particle Physics and Introduction to Field Theory’, Harwood Academic Press, 1988.
- [10] G.C. Branco, L. Lavoura, and J.P. Silva, ‘CP violation’, Oxford, 1999.
- [11] I.I. Bigi and A.I. Sanda, ‘CP violation’, Cambridge, 1999.