

On the Structure of the Proton, the Photon, and Colour Singlet Exchange

Martin Erdmann

Institut für Experimentelle Kernphysik, Universität Karlsruhe,
Engesserstr. 7, D-76128 Karlsruhe, Martin.Erdmann@desy.de

Abstract

Structure function measurements of the proton, the photon, and of colour singlet exchange are analysed using fits based on logarithmic Q^2 -dependence. The fits reveal the x -dependencies of the hadronic structures and the interaction dynamics as directed by the data.

PACS: 13.60.Hb

Key words:

structure function, proton, photon, colour singlet exchange, QCD, diffractive exchange

1 Motivation

A large number of measurements on the structure of different hadronic objects has been performed in the past decades and elaborate descriptions of them have been developed in terms of parton distribution functions. Frequently, the many data points and multiple parameter descriptions make reading of physics messages from the data not obvious. This contribution attempts an intuitive description of structure functions which has a relation to QCD predictions and is applied to structure function measurements of the proton, the photon, and colour singlet exchange.

2 Quark Density and Scaling Violations

The QCD evolution equations predict that measurements of hadronic structures depend on the logarithm of the resolution scale Q^2 at which the structure is probed. On this basis, the following ansatz to analyse the x -dependence of structure function data is explored, where x denotes the Bjorken fractional momentum of the scattered parton relative to the hadronic object:

$$F_2(x, Q^2) = a(x) \left[\ln \left(\frac{Q^2}{\Lambda^2} \right) \right]^{\kappa(x)}. \quad (1)$$

Here Λ is a scale parameter, a reflects the charge squared weighted quark distributions extrapolated to $\ln(Q^2/\Lambda^2) = 1$, and κ determines the positive and negative scaling violations of F_2 .

In Fig.1, H1 [1] and ZEUS [2] low- x data of the proton structure function F_2 for $Q^2 > 2 \text{ GeV}^2$ are shown. In each x -bin, the result of a two-parameter fit according to eq. (1) is shown, using a fixed value of $\Lambda = 0.35 \text{ GeV}$ which represents a typical value of the strong interaction scale. Only the total experimental errors have been used, ignoring correlations between individual data points. The same fitting procedure has been applied to BCDMS data [3] which are taken here as a reference sample for the high- x region (Fig.2) (after finalising this analysis the author's attention was called to a study fitting the BCDMS data to a similar expression [4]). All data turn out to be well described (χ^2/ndf : 59/107 H1, 112/115 ZEUS, 83/155 BCDMS).

The resulting parameters a and κ are summarized in Fig.3 as a function of x . For a , the data fits exhibit two distinct regions: around $x \sim 0.3$ they reflect the valence quark distributions. At low x , $a(x)$ is compatible with converging to a constant value. The resulting scaling violation term κ appears to rise as x decreases, exhibiting the negative and positive scaling violations of F_2 for x above and below 0.1 respectively. The errors in Fig.3 represent the statistical errors of the fits. Both parameters a and κ are anti-correlated as can be seen from neighbouring points. No significant Q^2 -dependence of a and κ has been found when the fits were repeated for two intervals in Q^2 (above and below 20 GeV^2).

With a being approximately constant below $x \sim 0.004$, changes of F_2 at low x result from the scaling violation term κ alone, indicative of the interaction dynamics that drives F_2 and in support of [5, 6, 7].

For comparison, the same fits have been applied to recent measurements of the photon structure function F_2^γ which have been performed at e^+e^- colliders [8] (Fig.4a, χ^2/ndf : 15/37).

The photon structure results from fluctuations of a photon into a colour neutral and flavour neutral hadronic state. The values of the parameters a and κ are shown in Fig.3 as the open circles. The photon data exhibit positive scaling violations at all x that are distinct from those of a hadronic bound state like the proton. The value of κ is approximately 1. This is as expected from QCD calculations which predict F_2^γ for $0.1 < x < 1$ [9]. It is interesting to note that in the low- x region around $x \sim 0.1$ the photon data prefer similar values of a to the low- x proton data.

In Fig.4b, H1 structure function measurements $F_2^{D(3)}$ of colour singlet exchange [10] are compared to the same two-parameter fits as used above (χ^2/ndf : 24/30). Here x denotes the fractional momentum of the scattered parton relative to the colour neutral object, which itself carries a fractional momentum $\xi = 0.003$ relative to the proton. Also these data exhibit scaling violations κ that are different from the proton measurements at the same values of x (Fig.3b). Instead, at $0.1 < x < 0.5$ they are large and similar to the photon data and to the low- x proton data. The large rate of events with colour singlet exchange together with the large scaling violations of $F_2^{D(3)}$ is suggestive of a gluon dominated exchange. The values of the normalization a increase with increasing x to about $a = 10$ as can be seen from extrapolating the curves in Fig.4b towards small Q^2 . These values have large uncertainties of the order of 100% and are not shown in Fig.3a.

3 Relation of the Parameters with QCD Predictions

In the following only the proton data are considered. The parameter a has already been identified as the charge squared weighted quark distributions extrapolated to $\ln(Q^2/\Lambda^2) = 1$. An understanding of the parameters Λ and κ can be achieved by comparison with the QCD evolution equation which is written here in the leading order DGLAP approximation:

$$\frac{df_i(x, Q^2)}{d \ln Q^2} = \frac{\alpha_s(Q^2)}{2\pi} \sum_j \int_x^1 \frac{dy}{y} P_{ij} \left(\frac{x}{y} \right) f_j(y, Q^2) . \quad (2)$$

Here f_i, f_j denote the parton densities, P_{ij} are the splitting functions, and

$$\alpha_s = \frac{b}{\ln(Q^2/\Lambda_{QCD}^2)} \quad (3)$$

is the strong coupling constant.

The derivative of the ansatz chosen here, eq. (1), with respect to $\ln Q^2$ gives

$$\frac{dF_2(x, Q^2)}{d \ln Q^2} = \frac{1}{\ln(Q^2/\Lambda^2)} \kappa(x) F_2(x, Q^2) , \quad (4)$$

where relating $1/\ln(Q^2/\Lambda^2)$ with α_s in eq. (2) implies association of the scale parameter Λ in eq. (1) with the QCD parameter Λ_{QCD} . The term κ relates with the sum over the different parton radiation terms in eq. (2) divided by F_2 . κ increases towards small x , consistent with larger phase space available for parton radiation.

To match the description chosen here, eq. (1), with the double asymptotic approximation expected from QCD for the gluon-dominated region at small x , $F_2 \sim \exp \sqrt{-\ln x \ln (\ln (Q^2/\Lambda^2))}$ [5, 6], the scaling violation term κ is required to have a dependence like $\kappa \sim \sqrt{-\ln x / \ln (\ln (Q^2/\Lambda^2))}$. The Q^2 -dependence of κ is therefore expected to be very small which is in agreement with the experimental observation stated above.

4 Concluding Remarks

Based on logarithmic Q^2 -dependence, the presented fits of structure function measurements in bins of x give information on the hadronic structures and the parton dynamics.

Published proton data, extrapolated to a low resolution scale Q^2 , show beyond the valence quarks a sea quark density which is compatible with a constant value. Therefore, at small x , the x - and Q^2 -dependencies of F_2 dominantly originate from the measured scaling violations which are directly related to the parton dynamics of the interaction. More precise data and data reaching smaller values of x will determine whether or not the scaling violations further increase towards low- x and therefore give valuable information on the parton densities in the proton as x approaches 0.

The large scaling violations observed in the structure function data of colour singlet exchange are suggestive of a gluon dominated exchange. More precise measurements will test whether at low Q^2 one parton carries most of the momentum and will provide a reference for a gluon driven regime.

Judgement on a universal low- x behaviour of hadronic structures will result from measurements of the photon structure function. If the photon data show a constant quark density at small x similar to the low- x proton data, scaling violations of F_2^γ , which deviate from those resulting from the photon splitting into quark-antiquark pairs and approach those observed for the proton, could become visible in the regions around $x \sim 0.03$ or $x \sim 10^{-3}$.

Acknowledgements

For fruitful discussions I wish to thank J. Dainton, J. Gayler, D. Graudenz, T. Naumann, P. Newman, R. Nisius, P. Schleper and F. Zomer. I wish to thank Th. Müller and the IEKP group of the University Karlsruhe for their hospitality, and the Deutsche Forschungsgemeinschaft for the Heisenberg Fellowship.

References

- [1] H1 Collab., S. Aid et al., Nucl. Phys. B470 (1996) 3
- [2] ZEUS Collab., M. Derrick et al., Zeit. Phys. C72 (1996) 399
- [3] BCDMS Collab., A.C. Benvenuti et al., Phys. Lett. B223 (1989) 485
- [4] A. Milsztajn et al., Zeit. Phys. C49 (1991) 527
- [5] A. De Rujula et al., Phys. Rev. D10 (1974) 1649
- [6] R.D. Ball and S. Forte, Phys. Lett. B335 (1994) 77
- [7] M. Glück, E. Reya, and A. Vogt, Zeit. Phys. C53 (1992) 127
- [8] Photon structure function data from review by R. Nisius, hep-ex/9912049 (1999):
ALEPH Collab., R. Barate, et al., Phys. Lett. B458 (1999) 152;
AMY Collab., S.K. Sahu, et al., Phys. Lett. B346 (1995) 208;
DELPHI Collab., P. Abreu, et al., Zeit. Phys. C69 (1996) 223;
L3 Collab., M. Acciarri, et al., Phys. Lett. B436 (1998) 403 and B447 (1999) 147;
OPAL Collab., K. Akerstaff, et al., Phys. Lett. B411 (1997) 387 and B412 (1997) 225;
PLUTO Collab., C. Berger, et al., Nucl. Phys. B281 (1987) 365;
TOPAZ Collab., K. Muramatsu, et al., Phys. Lett. B332 (1994) 477;
I. Tyapkin for the DELPHI Collab., “Study of the Photon Structure Function F_2^γ ”, Proc. of the Workshop on Photon Interactions and the Photon Structure, eds. G. Jarlskog and T. Sjöstrand, Lund, Sweden (1998) 59;
A. Böhrer for the ALEPH Collab. (hep-ph-9909283), and F.C. Ern  for the L3 Collab.: “Measurement of the Photon Structure Function”, Proc. of Intern. Conf. on the Structure and Interactions of the Photon (Photon 99), Nucl. Phys. B (Proc. Suppl.) 82 (2000), ed. S. Söldner-Rembold, Freiburg, Germany
- [9] E. Witten, Nucl. Phys. B120 (1977) 189
- [10] H1 Collab., C. Adloff et al., Zeit. Phys. C76 (1997) 613

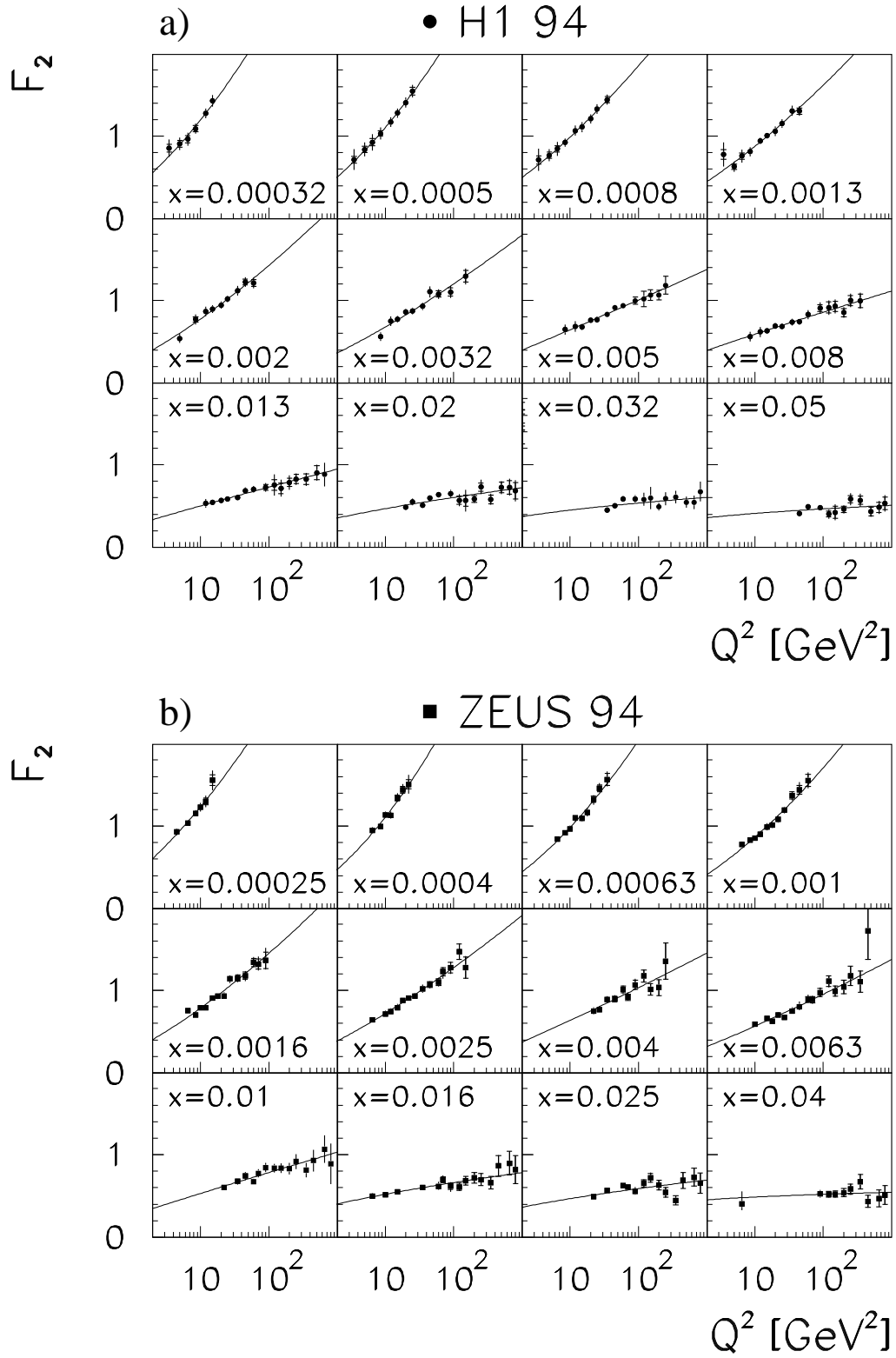


Figure 1: a) H1 and b) ZEUS measurements of the proton structure function F_2 are compared to the two-parameter fits of the normalization term a and the scaling violation term κ according to eq. (1) using a fixed value of $\Lambda = 0.35$ GeV (full curves).

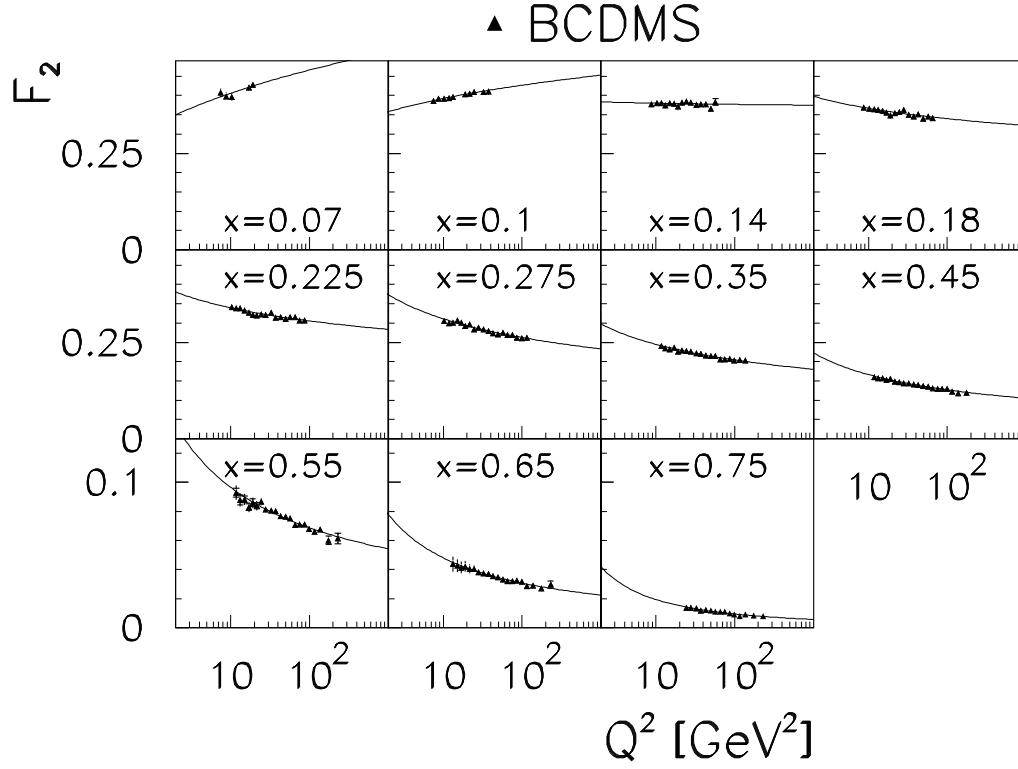


Figure 2: BCDMS measurements of the proton structure function F_2 are compared to the two-parameter fits of the normalization term a and the scaling violation term κ according to eq. (1) using a fixed value of $\Lambda = 0.35$ GeV (full curves).

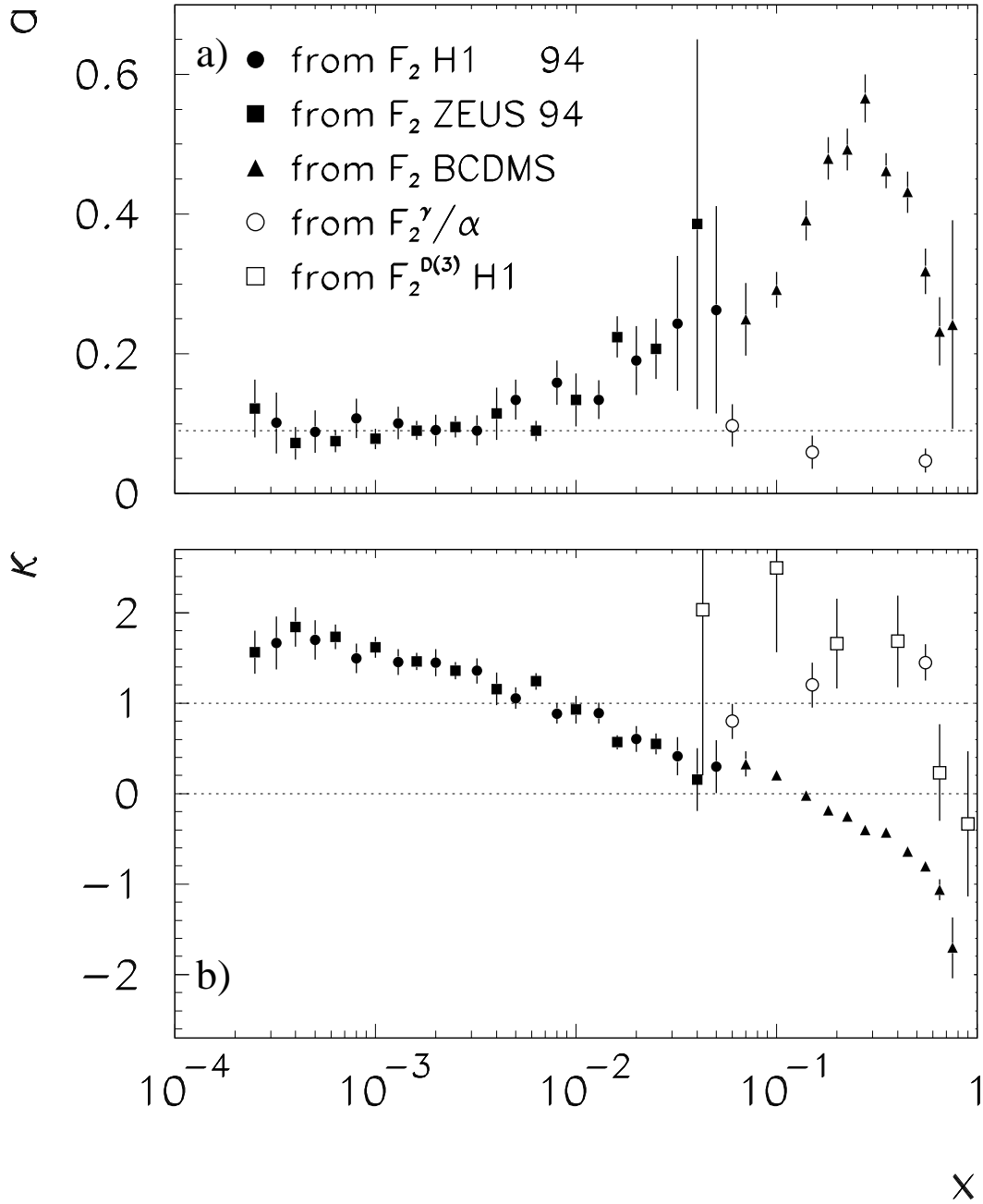


Figure 3: Summary of the two-parameter fits according to eq. (1) from Figs. 1, 2 and 4: a) the parameter a reflects the valence quarks in the proton around $x \sim 0.3$ and appears to be constant for the data below $x \sim 0.004$ (H1 full circles, ZEUS full square symbols, BCDMS triangle symbols). The dotted line serves to guide the eye. b) The parameter κ of the proton shows the positive and negative scaling violations below and above $x = 0.1$. Measurements of the photon structure function (open circles) exhibit positive scaling violations with $\kappa \sim 1$ as expected from QCD. The open square symbols represent the scaling violations κ observed in H1 structure function data of colour singlet exchange (here a is not shown, see text).

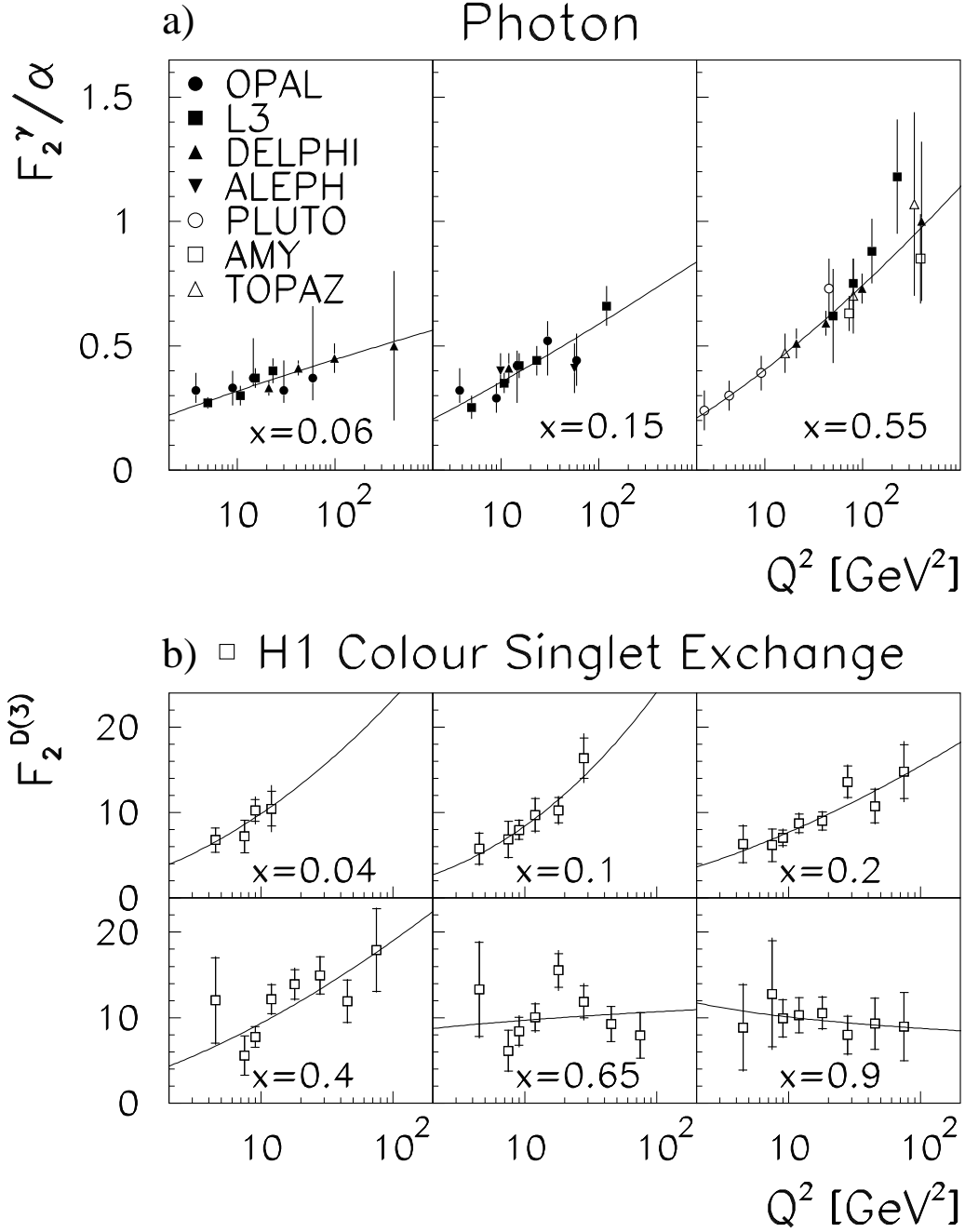


Figure 4: Measurements of a) the photon structure function F_2^γ/α and b) the structure function of colour singlet exchange $F_2^{D(3)}$ are compared to the two-parameter fits of the normalization term a and the scaling violation term κ according to eq. (1) using a fixed value of $\Lambda = 0.35$ GeV (full curves).