

Gravity Waves, Chaos, and Spinning Compact Binaries

Janna Levin

DAMTP, Cambridge University, Silver St., Cambridge CB3 9EW

Spinning compact binaries are shown to be chaotic in the Post-Newtonian expansion of the two body system. Chaos by definition is the extreme sensitivity to initial conditions and a consequent inability to predict the outcome of the evolution. As a result, the spinning pair will have unpredictable gravitational waveforms during coalescence. This poses a challenge to future gravity wave observatories which rely on a match between the data and a theoretical template.

04.30.Db,97.60.Lf,97.60.Jd,95.30.Sf,04.70.Bw,05.45

The final coalescence of spinning, compact binaries proceeds chaotically for some spin configurations with a resultant inability to predict the ultimate fate of the pair. It is therefore impossible to predict the precise gravitational waveforms. Coalescing binaries are the primary objects of attention for future ground based gravity wave detectors such as LIGO and VIRGO. The successful detection of the waveforms requires a technique of matched filtering whereby the data is convolved with a theoretical template. Excellent agreement is required if a signal is to be drawn out of the noise. Chaotic binaries with similar initial conditions may produce disparate waveforms and consequently they may not be detectable by the method of matched filtering. An alternative method must be sought for their detection.

Many authors have emphasized that black holes are susceptible to chaos [1–6]. Chaos has not received the attention it deserves in part because the systems studied have been highly idealized. An elegant example of chaos around black holes is provided by the Majumdar-Papapetrou spacetimes [7,8] which arrange extremal black holes such that the gravitational attraction of their masses is exactly countered by the electrostatic repulsion of their charges. The spacetime is static and yields a simple solution. The geodesics however are formally non-integrable and fully chaotic [1,4]. A static spacetime produces no gravitational waves and so the chaotic scattering in the Majumdar-Papapetrou spacetime remains just an interesting formal system, although gravity waves are produced by a third orbiting body [5]. Chaos around Schwarzschild black holes has also been studied formally with a hypothetical perturbation of a test companion along the homoclinic orbits which mark the boundary between dynamical stability and instability [2]. Another important example of chaos around a black hole is the motion of a spinning test particle [3]. This already shows the key features of the two-body system investigated here.

In this paper, the most realistic description currently available of a black hole plus a companion is shown to succumb to chaos when the pairs spin. The Post-Newtonian (PN) expansion of the relativistic two-body problem [9–12] provides the dynamical equations of motion to 2PN-order [13,14]. In the absence of spins, the existence of a conserved angular momentum and energy

[10] ensure that the system is in principle integrable to at least 5/2PN-order [15]. The non-spinning pair still has two identifiable circular orbits for a given angular momentum, one stable and one unstable. In the transition to chaos, the periodic orbits proliferate and these form the structure of the chaotic dynamics. The homoclinic orbits found in Ref. [15] demarcate the region of phase space at which this occurs, perhaps at higher orders in the PN expansion.

When spins are introduced at 2PN-order, the orbital plane precesses chaotically. There are now an infinite number of periodic orbits which form a fractal in the dynamical phase space. We can isolate this fractal through the method of fractal basin boundaries [4–6,16–18]. Fractals are a particularly important tool in relativity since they do not depend on the coordinate system used, a point emphasized in [18].

In the notation of Ref. [13], the center of mass equations of motion in harmonic coordinates are

$$\ddot{\vec{x}} = \vec{a}_{PN} + \vec{a}_{SO} + \vec{a}_{SS} + \vec{a}_{RR}. \quad (1.1)$$

The right hand side is the sum of the contributions to the relative acceleration from the PN expansion, the spin-orbit (SO) and spin-spin (SS) coupling and from the radiative reaction (RR). The spins also precess by

$$\begin{aligned} \dot{\vec{S}}_1 &= \vec{\Omega}_1 \times \vec{S}_1 \\ \dot{\vec{S}}_2 &= \vec{\Omega}_2 \times \vec{S}_2. \end{aligned} \quad (1.2)$$

For brevity we do not rewrite the explicit forms of \vec{a} and $\vec{\Omega}$ here but they can be found in Ref. [13]. There are 12 degrees of freedom $(\vec{x}, \dot{\vec{x}}, \vec{S}_1, \vec{S}_2)$. The form of eqn. (1.2) indicates that the magnitudes of the individual spins are conserved. To 2PN-order there is also a conserved energy E and a conserved total angular momentum $\vec{J} = \vec{L} + \vec{S}$ where \vec{L} is the orbital angular momentum and $\vec{S} = \vec{S}_1 + \vec{S}_2$. In all, there are 6 constants of motion reducing the phase space to 6 degrees of freedom, plenty to allow for chaotic motion. The condition that the orbit be perfectly circular $\dot{r} = \ddot{r} = 0$ (where $r = |\vec{x}|$) still leads to an underdetermined set of equations for which there are an infinite number of spin configurations. This is evidence for the proliferation of periodic orbits and indicates the pursuit of an innermost stable circular orbit [19] is futile.

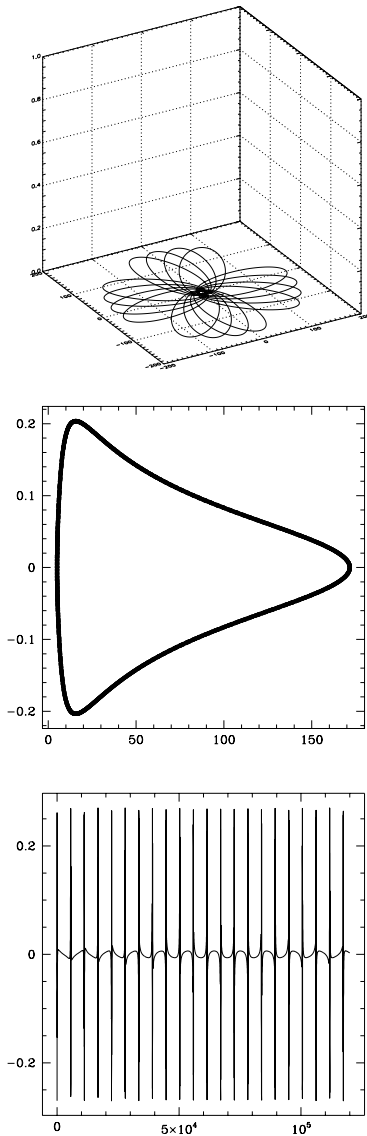


FIG. 1. The pair has mass $m_1/m_2 = 1/3$ and no spins. The initial conditions are $r_i/m = 5, r_i\dot{\phi}_i = 0.45$ and $z_i = 0$. Top: A 3d view of the orbit. Middle: The smooth surface of section in the (r, \dot{r}) plane. Bottom: The waveform h_+ .

Figure 1 shows typical orbital motion in the absence of spins and with the dissipative (RR)-term in eqn. (1.1) temporarily turned off. There is no precession of the orbit and no chaos. A Poincaré surface of section is constructed by plotting a point each time the orbit cross the $z = 0$ plane from either above or below. A regular orbit would draw a smooth curve in the plane while a chaotic orbit speckles the plane with points unpredictably. The regularity of the motion is confirmed by the surface of section in fig. 1 which shows the motion to be confined to a smooth line in the (r, \dot{r}) plane.

The waveforms for specific orbits are obtained to 3/2PN-order using the results of Ref. [13] and neglecting tail contributions. For simplicity we show the $+$ -polarization waveform, $h_+ = h_{xx}$, with the Earth located

above the z -axis. The waveform in the bottom panel of fig. 1 is reminiscent of the waveforms for relativistic orbits found in Ref. [15].

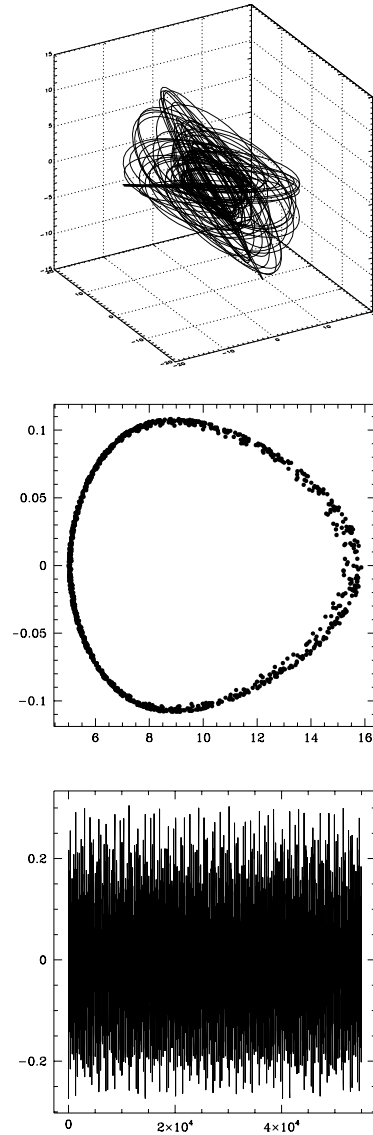


FIG. 2. The pair has mass ratio $m_2/m_1 = 1/3$ and spins $S_1/m_1^2 = S_2/m_2^2 = 1$. The initial conditions are $r_i/m = 5, r_i\dot{\phi}_i = 0.4$ and $z_i = 0$. The initial angles are $\theta_1 = \theta_2 = 45^\circ$. Top: A 3D view of the first orbits. Middle: The surface of section in the (r, \dot{r}) plane. Bottom: The waveform h_+ .

If the compact objects spin, then the motion can become chaotic. The spin vector \vec{S}_1 is tilted by an angle θ_1 measured from the \hat{z} -axis and the spin vector \vec{S}_2 is tilted by an angle θ_2 . The motion is clearly occupying three dimensions and is no longer confined to a plane as demonstrated in fig. 2. The chaotic precession is evident in the surface of section which has begun to turn to dust. The more tilted the spin vectors, the thicker the dusty region in the surface of section. The waveform is also

shown. It appears to be a common feature that the eccentricity evolves drastically. The pair can begin close and suddenly swing wide before swooping in close again.

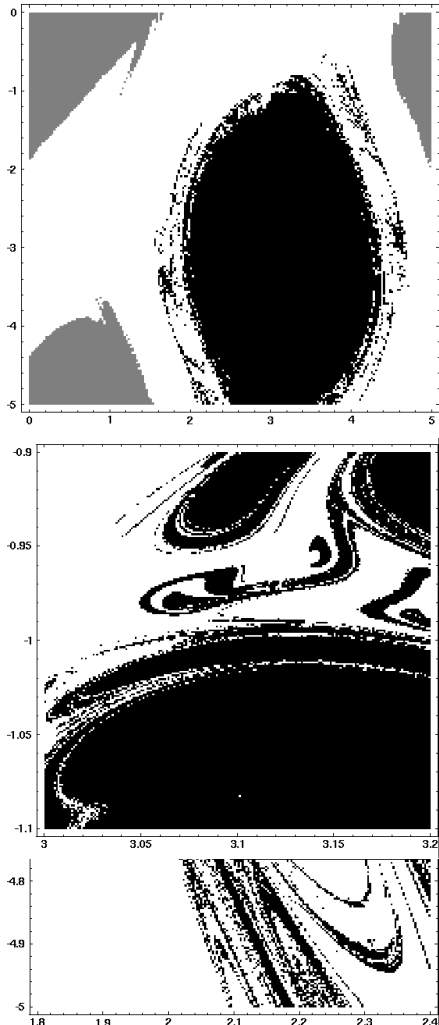


FIG. 3. Top: The fractal basin boundaries for pairs with $m_2/m_1 = 1/3$ and $S_1/m_1^2 = S_2/m_2^2 = 0.6$. All orbits begin with $z_i = 0$ and $r_i/m = 5, r_i\phi_i = 0.45$. The initial angles (θ_1, θ_2) are varied. The axes are labelled in radians. 200×200 orbits shown. The middle and bottom panels are details of the upper panel.

Instead of investigating individual orbit after orbit, we can broadly scan the phase space to search for chaos. There may be a sensitivity to the variation of any of the degrees of freedom as well as the relative masses of the compact objects. We look at a slice through the phase space which varies only the initial angle θ_1 of \vec{S}_1 and the initial angle θ_2 of \vec{S}_2 . The initial location in the (θ_1, θ_2) plane is color coded black if the pair coalesce, grey if the pair separate by $r/m > 1000$, and white if stable motion is attained with more than 50 orbits. A few orbits which separate to $r/m > 1000$ may still come back in and wind some more. However, the error incurred with

this cutoff appears insignificant. Also, pushing the stable orbit condition to more than 100 orbits has no obvious effect, outside of slowing the simulations. If there were no chaos, the boundaries between colors would be smooth while fractal boundaries signal chaos. The fractal basin boundaries of fig. 3 clearly show a mingling of possible outcomes as the angles are varied over 5 radians. The extreme sensitivity to initial conditions is exemplified in the blown up regions in the lower panels of fig. 3 which show the repeated fractal structure.

Compact pairs with initial conditions drawn from near the fractal basin boundaries will result in unpredictable outcomes. They will have correspondingly unpredictable waveforms. The waveforms for pairs selected from the initial conditions in fig. 3 are shown in fig. 4. The orbits begin with nearly identical initial conditions. Although the difference in initial angles is less than 3° , the waveforms are entirely different. The first pair separates while the second pair executes many thousands of orbits.

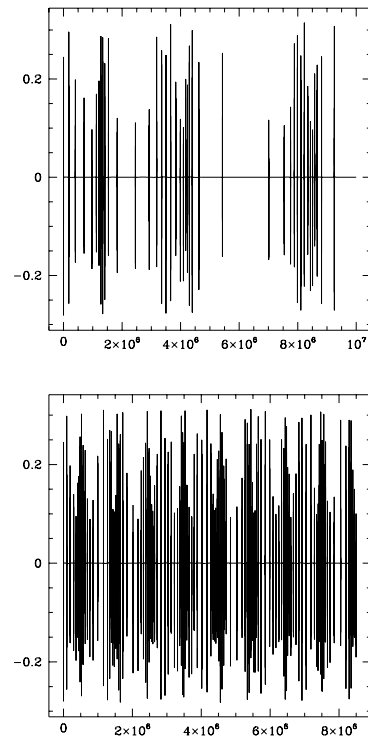


FIG. 4. The waveform h_+ for pairs selected from the initial conditions in fig. 3. All orbits begin with $\theta_2 = -5 \simeq 73.5^\circ$. The upper panel began with $\theta_1 = 1.55 \simeq 88.8^\circ$ while the lower panel began with $\theta_1 = 1.6 \simeq 91.7^\circ$. The extreme angles were just randomly chosen from the fractal set for illustration. Chaos is seen with more temperate angles as in fig. 2.

It should be emphasized that orbits within smooth basins can still be chaotic. Well within the white stable basins, many orbits will precess chaotically as does the orbit of fig. 2. Similarly, many of the escape orbits and the merger orbits will chaotically scatter before reaching their final outcome. Fractal basin boundaries are a

fairly blunt tool, insensitive to some manifestations of chaos. Therefore while fractal basin boundaries do prove the dynamics is chaotic, smooth basins are inconclusive.

We have ignored the radiative back reaction above but the effect will be significant. With the radiative reaction, the pair goes from an energy conserving scattering system to a dissipative one. We show that dissipation does not obliterate the chaos. The central black hole becomes a strange attractor; that is, binary pairs tend to coalesce in such a way that $r \rightarrow \text{merger}$ is an attractor in phase space that can be described by another fractal set. To show this, we again look at an initial condition slice through phase space. We evolve pairs under the influence of the radiative reaction force. The initial location in the (θ_1, θ_2) plane is color coded white if the pair approach merger from below the z -axis and black if they approach merger from above the z -axis. The resultant fractal is shown in fig. 5.

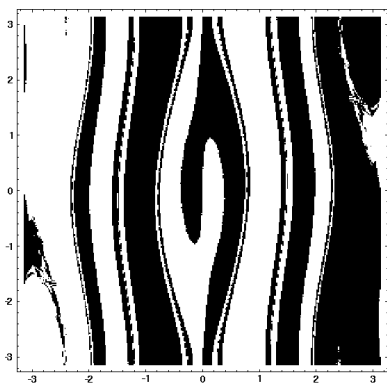


FIG. 5. The fractal basin boundaries with the radiative reaction force included in the dynamical evolution. For variety we have used parameters $m_2/m_1 = 1/9$ and spins $S_1/m_1^2 = S_2/m_2^2 = 0.3$. The orbits begin with $r_i/m = 6$, $r_i\dot{\phi}_i = 0.4$ and $z_i = 0$. The initial angles (θ_1, θ_2) are varied from $-\pi$ to π . 300×300 orbits shown.

A systematic scan of all parameters is needed to ascertain when the dynamics is predictable and regular and when it is chaotic. A quantitative comparison of the waveforms from a random chaotic orbit against a circular template is also needed to evaluate how seriously chaos would deter detection. Given that eccentricity in an otherwise simple orbit can greatly diminish the signal when matched against a circular template [20], the drastic variation in eccentricity seen during the chaotic precession does not bode well. Still, the luminosity in gravity waves is enhanced for some of these wilder orbits [5], as was already seen along the regular homoclinic orbits [15]. The enhancement will likely be even more substantial the more chaotic the orbit. An optimist might hope that direct detection of these gravity waves will be possible if the signal is boosted substantially above the noise, relieving the dependence on a theoretical template.

The inherent difficulty in the direct detection of gravity waves highlights the importance of indirect methods

of detection. Corroborating evidence for gravity waves in electromagnetic observations may be promising. Chaos can have unexpected benefits if the black hole is able to capture the light from a luminous companion for many chaotic orbits before some of the light escapes. Such chaotic scattering of a pulsar beam around a central black hole could lead to a diffuse glow around the pair [6]. While this signature is likely to be faint, any confirmation of a gravity wave signal will be welcome.

I am grateful to E.J.Copeland, R.O'Reilly, and N.J.Cornish for their valuable input. This work is supported by a PPARC Advanced Fellowship.

-
- [1] G. Contopoulos, *Proc. R. Soc.* **A431** 183 (1990); *Proc. R. Soc.* **A435** 551 (1990).
 - [2] L.Bombelli and E.Calzetta, *Class. Quantum. Grav.* **9** 2573 (1992).
 - [3] S.Suzuki and K.Maeda, *Phys. Rev. D.* **55** 4848 (1997).
 - [4] C. P. Dettmann, N. E. Frankel and N. J. Cornish, *Phys. Rev. D***50**, R618 (1994); *Fractals*, **3**, 161 (1995).
 - [5] N.J. Cornish and N.E.Frankel, *Phys. Rev. D* **56** 1903 (1997).
 - [6] J.Levin, *Phys. Rev. D.* **60** 64015 (1999).
 - [7] S.D.Majumdar, *Phys. Rev.* **72** 390 (1947).
 - [8] A. Papapetrou, *Proc. R. Irish Acad.* **A51** 191 (1947).
 - [9] L. Blanchet and T. Damour, *Ann. Inst. Henri Poincaré A*, **50** 377 (1989); T. Damour and B.R. Iyer, *Ann. Inst. Henri Poincaré* **54** 115 (1991).
 - [10] T. Damour and N. Deruelle, *C. R. Acad. Sci. Paris* **293** 537 (1981); **293** 877 (1981).
 - [11] C.M. Will and A.G. Wiseman, *Phys. Rev. D* **54** 4813 (1996).
 - [12] A.Gopakumar and B.R.Iyer, *Phys. Rev. D.* **59** 7708 (1997).
 - [13] L. Kidder, *Phys. Rev. D.* **52** 821 (1995).
 - [14] L.E.Kidder, C.M.Will and A.G.Wiseman, *Phys. Rev. D* **47** R4183 (1993).
 - [15] J. Levin, R. O'Reilly, and E.J. Copeland, gr-qc/9909051.
 - [16] E. Ott, *Chaos in dynamical systems*, (Cambridge University Press, Cambridge, 1993).
 - [17] N.J. Cornish and J.J. Levin, *Phys. Rev. D* **53** 3022 (1996).
 - [18] N.J. Cornish and J.J. Levin, *Phys. Rev. Lett.* **78** 998 (1997); *Phys. Rev. D***55** 7489 (1997).
 - [19] L.E.Kidder, C.M.Will and A.G.Wiseman, *Phys. Rev. D.* **47** 3281 (1993); D.M Eardly and E.W. Hirschmann, gr-qc 9601019; D.Lai and A.G.Wiseman, *Phys. Rev. D.* **54** 3958 (1996).
 - [20] K.Martel and E.Poisson, gr-qc/9907006.