

# Lorentz Covariant Theory of Light Propagation in Gravitational Fields of Arbitrary-Moving Bodies

Sergei M. Kopeikin\* <sup>†</sup> and Gerhard Schäfer  
*FSU Jena, TPI, Max-Wien-Platz 1, D - 07743, Jena, Germany*

The Lorentz covariant theory of propagation of light in the gravitational fields of N-body systems consisting of arbitrarily moving point-like bodies with constant masses  $m_a$  ( $a = 1, 2, \dots, N$ ) is constructed. The theory is based on the *Liénard-Wiechert* presentation of the metric tensor. A new approach for integrating the equations of motion of light particles depending on the retarded time argument is applied. In an approximation which is linear with respect to the universal gravitational constant,  $G$ , the equations of light propagation are integrated by quadratures and, moreover, an expression for the tangent vector to the perturbed trajectory of light ray is found in terms of instantaneous functions of the retarded time. General expressions for the relativistic time delay, the angle of light deflection, and gravitational red shift are derived. They generalize previously known results for the case of static or uniformly moving bodies. The most important applications of the theory are given. They include a discussion of the velocity dependent terms in the gravitational lens equation, the Shapiro time delay in binary pulsars, and a precise theoretical formulation of the general relativistic algorithm of data processing of radio and optical astrometric measurements in the non-stationary gravitational field of the solar system.

## I. INTRODUCTION AND SUMMARY

The exact solution of the problem of propagation of electromagnetic waves in non-stationary gravitational fields is extremely important for modern relativistic astrophysics and fundamental astrometry. Until now it are electromagnetic signals coming from various astronomical objects which deliver the most exhaustive and accurate physical information about numerous intriguing phenomena going on in the surrounding universe. Present day technology has achieved a level at which the extremely high precision of current ground-based radio interferometric astronomical observations approaches  $1 \mu\text{arcsec}$ . It requires a better theoretical treatment of secondary effects in the propagation of electromagnetic signals in variable gravitational fields of oscillating and precessing stars, stationary and coalescing binary systems, and colliding galaxies (Kopeikin *et al.* 1998). Future space astrometric missions like GAIA (Lindegren & Perryman 1996) or SIM (Peterson & Shao 1998) will also have precision of about  $1\text{-}10 \mu\text{arcsec}$  on positions and parallaxes of stars, and about  $1\text{-}10 \mu\text{arcsec}$  per year for their proper motion. At this level of accuracy we are not allowed anymore to treat the gravitational field of the solar system as static and spherically symmetric. Rotation and oblateness of the Sun and large planets as well as time variability of the gravitational field should be seriously taken into account (Klioner & Kopeikin 1992).

As far as we know, all approaches developed for integrating equations of propagation of electromagnetic signals in gravitational fields were based on the usage of the post-Newtonian representation of the metric tensor of the gravitational field. It is well-known (see, for instance, the textbooks of Misner *et al.* (1973), Fock (1959, chapter

---

\*On leave from: ASC FIAN, Leninskii Prospect, 53, Moscow 117924, Russia

<sup>†</sup>Current address: Max-Planck-Institut für Radioastronomie, Auf dem Hügel 69, 53121 Bonn, Germany

VII)) that the post-Newtonian approximation for the metric tensor is valid only within the so-called "near zone". Hence, the post-Newtonian metric can be used for the calculation of light propagation only from the sources lying inside the near zone of a gravitating system of bodies. The near zone is restricted by the distance compared to the wavelength of gravitational radiation from the system. For example, Jupiter orbiting the Sun emits gravitational waves with wavelength of about 3 parsecs, and the binary pulsar PSR B1913+16 radiates gravitational waves with wavelength of around 25 astronomical units. It is obvious that the majority of stars, quasars, and other sources of electromagnetic radiation are usually far beyond the boundary of the near zone of the gravitating system of bodies and another method of solving the problem of propagation of light from these sources to the observer at the Earth should be applied. Unfortunately, such advanced technique has not yet been developed and researches relied upon the post-Newtonian approximation of the metric tensor assuming implicitly that perturbations from the gravitational-wave part of the metric are small and may be neglected in the data processing algorithms (Misner *et al.* 1973, Soffel 1989, Brumberg 1991, Will 1993). However, neither this assumption was ever scrutinized nor the magnitude of the neglected residual terms was estimated. An attempt to clarify this question has been done in the paper by Klioner & Kopeikin (1992) where the matching of asymptotics of the internal near zone and external Schwarzschild solutions of equations of light propagation in the gravitational field of the solar system has been employed. Nevertheless, a rigorous solution of the equations of light propagation being simultaneously valid both far outside and inside the solar system was not found.

One additional problem to be enlightened relates to how to treat the motion of gravitating bodies during the time of propagation of light from the point of emission to the point of observation. The post-Newtonian metric of a gravitating system of bodies is not static and the bodies move while light is propagating. Usually, it was presupposed that the biggest influence on the light ray the body exerts when the photon passes near it. For this reason, coordinates of gravitating bodies in the post-Newtonian metric were assumed to be fixed at a specific instant of time  $t_a$  (see, for instance, Hellings 1986, Brumberg 1991, Will 1993) being close to that of the closest approach of the photon to the body. Nonetheless, it was never clear enough how to specify the moment  $t_a$  precisely and what magnitude of error in the calculation of relativistic time delay and/or the light deflection angle one makes if one chooses a slightly different moment of time. Previous researches gave us different conceivable prescriptions for choosing  $t_a$  which might be used in practice. Perhaps, the most fruitful suggestion was that given by Hellings (1986) and discussed later on in a paper by Klioner & Kopeikin (1992) in more detail. This was just to approve  $t_a$  as to be exactly the time of the closest approach of the photon to the gravitating body deflecting the light. Klioner & Kopeikin (1992) have shown that such a choice minimizes residual terms in the solution of equation of propagation of light rays obtained by the asymptotic matching technique. We note, however, that neither Hellings (1986) nor Klioner & Kopeikin (1992) have justified that the choice for  $t_a$  they made is unique.

Quite recently we have started the reconsideration of the problem of propagation of light rays in variable gravi-

tational fields of gravitating system of bodies. First of all, a profound, systematic approach to integration of light geodesic equations in arbitrary time-dependent gravitational fields possessing a multipole decomposition (Kopeikin 1997, Kopeikin *et al.* 1998) has been worked out. A special technique of integration of the equation of light propagation with retarded time argument has been developed which allowed to discover a rigorous solution of the equations everywhere outside a localized source emitting gravitational waves. The present paper continues the elaboration of the technique and makes it clear how to construct a Lorentz covariant solution of equations of propagation of light rays both outside and inside of a gravitating system of massive point-like particles moving along arbitrary world lines. In finding the solution we used the *Liénard-Wiechert* presentation for the metric tensor which accounts for all possible effects in the description of the gravitational field and is valid everywhere outside the world lines of the bodies. The solution, we have found, allows to give an unambiguous theoretical prescription for choosing the time  $t_a$ . In addition, by the straightforward calculation we obtain the complete expressions for the angle of light deflection and relativistic time delay (Shapiro effect). They are exact at the linear approximation with respect to the universal gravitational constant,  $G$ , and at the arbitrary order of magnitude with respect to the parameter  $v_a/c$  where  $v_a$  is a characteristic velocity of the  $a$ -th body, and  $c$  is the speed of light<sup>1</sup>. We devote a large part of the paper to the discussion of practical applications of the new solution of the equations of light propagation including pulsar timing of binary pulsars, the consensus model of very long baseline interferometry, and the relativistic reduction of astrometric observations in the solar system.

The formalism of the present paper can be also used in astrometric experiments for testing alternative scalar-tensor theories of gravity after formal replacing in all formulae the universal gravitational constant  $G$  by the product  $G(\gamma + 1)/2$ , where  $\gamma$  is the parameter of the parameterized post-Newtonian formalism (Will 1993). This statement is a direct consequence of a conformal invariance of equations of light rays (Damour & Esposito-Farèse 1998) and can be immediately proved by rather trivial, straightforward calculations.

The paper is organized as follows. Section 2 presents a short description of the energy-momentum tensor of the light-deflecting bodies and the metric tensor given in the form of the *Liénard-Wiechert* potential. Section 3 is devoted to the development of a mathematical technique for integrating equations of propagation of electromagnetic waves in the geometric optics approximation. Solution of these equations and relativistic perturbations of a photon trajectory are given in Section 4. We briefly outline equations of motion for slowly moving observers and sources of light in Section 5. Section 6 deals with a general treatment of observable relativistic effects - the integrated time delay, the deflection angle, and gravitational shift of frequency. Particular cases are presented in Section 7. They include the Shapiro time delay in binary pulsars, moving gravitational lenses, and general relativistic astrometry in the solar system.

---

<sup>1</sup>In what follows we shall use geometrical units, e.g. see (Misner *et al.* 1973) in which  $G = c = 1$ .

## II. ENERGY-MOMENTUM AND METRIC TENSORS

The tensor of energy-momentum of a system of massive particles is given in covariant form, for example, by Landau & Lifshitz (1971)

$$T^{\alpha\beta}(t, \mathbf{x}) = \sum_{a=1}^N \hat{T}_a^{\alpha\beta}(t) \delta(\mathbf{x} - \mathbf{x}_a(t)) , \quad (1)$$

$$\hat{T}_a^{\alpha\beta}(t) \equiv m_a \gamma_a^{-1}(t) u_a^\alpha(t) u_a^\beta(t) , \quad (2)$$

where  $t$  is coordinate time,  $\mathbf{x} = x^i = (x^1, x^2, x^3)$  denotes spatial coordinates of a current point in space,  $m_a$  is the constant (relativistic) rest mass of the  $a$ -th particle,  $\mathbf{x}_a(t)$  are spatial coordinates of the  $a$ -th massive particle which depend on time  $t$ ,  $\mathbf{v}_a(t) = d\mathbf{x}_a(t)/dt$  is velocity of the  $a$ -th particle,  $\gamma_a(t) = [1 - v_a^2(t)]^{-1/2}$  is the (time dependent) Lorentz factor,  $u_a^\alpha(t) = \{\gamma_a(t), \gamma_a(t)\mathbf{v}_a(t)\}$  is the four-velocity of the  $a$ -th particle,  $\delta(\mathbf{x})$  is the usual 3-dimensional Dirac delta-function. In particular, we have

$$\hat{T}_a^{00}(t) = \frac{m_a}{\sqrt{1 - v_a^2(t)}} , \quad \hat{T}_a^{0i}(t) = \frac{m_a v_a^i(t)}{\sqrt{1 - v_a^2(t)}} , \quad \hat{T}_a^{ij}(t) = \frac{m_a v_a^i(t) v_a^j(t)}{\sqrt{1 - v_a^2(t)}} , \quad (3)$$

The metric tensor in the linear approximation reads

$$g_{\alpha\beta}(t, \mathbf{x}) = \eta_{\alpha\beta} + h_{\alpha\beta}(t, \mathbf{x}) , \quad (4)$$

where  $\eta_{\alpha\beta} = \text{diag}(-1, +1, +1, +1)$  is the Minkowski metric of flat space-time and the metric perturbation  $h_{\alpha\beta}(t, \mathbf{x})$  is a function of time and spatial coordinates<sup>2</sup>. It can be found by solving the Einstein equations which read in the first post-Minkowskian approximation and in the harmonic gauge as follows (Weinberg 1972, chapter 10)

$$\square h_{\alpha\beta}(t, \mathbf{x}) = -16\pi S_{\alpha\beta}(t, \mathbf{x}) , \quad (5)$$

where

$$S_{\alpha\beta}(t, \mathbf{x}) = T_{\alpha\beta}(t, \mathbf{x}) - \frac{1}{2} \eta_{\alpha\beta} T_\lambda^\lambda(t, \mathbf{x}) . \quad (6)$$

The solution of this equations has a form of the *Liénard-Wiechert* potential (Jackson 1974). In order to see how it looks like we represent the tensor of energy-momentum in the form where all time dependence is included in a one-dimensional delta-function

---

<sup>2</sup>Space-time indices  $\alpha, \beta, \dots$ , etc. run from 0 to 3 and are raised and lowered by means of  $\eta_{\alpha\beta}$ . Spatial indices  $i, j, k, \dots$ , etc. run from 1 to 3 and are raised and lowered by means of the Kronecker symbol  $\delta_{ij}$

$$T^{\alpha\beta}(t, \mathbf{x}) = \int_{-\infty}^{+\infty} d\zeta \delta(\zeta - t) T^{\alpha\beta}(\zeta, \mathbf{x}) . \quad (7)$$

Here  $\zeta$  is an independent parameter along the world lines of the particles which does not depend on time  $t$ . The solution of equation (5) can be found using the retarded Green function, and after integration with respect to spatial coordinates, using the 3-dimensional delta-function, it is given in the form of one-dimensional time integral

$$h^{\alpha\beta}(t, \mathbf{x}) = \sum_{a=1}^N \int_{-\infty}^{+\infty} \hat{h}_a^{\alpha\beta}(\zeta, t, \mathbf{x}) d\zeta , \quad (8)$$

$$\hat{h}_a^{\alpha\beta}(\zeta, t, \mathbf{x}) = 4 \left[ \hat{T}_a^{\alpha\beta}(\zeta) - \frac{1}{2} \eta^{\alpha\beta} \hat{T}_{a\lambda}^{\lambda}(\zeta) \right] \frac{\delta[\zeta - t + r_a(\zeta)]}{r_a(\zeta)} , \quad (9)$$

where  $\mathbf{r}_a(\zeta) = \mathbf{x} - \mathbf{x}_a(\zeta)$ , and  $r_a(\zeta) = |\mathbf{r}_a(\zeta)|$  is the usual Euclidean length of the vector.

The integral (8) can be performed explicitly as described in, e.g., Jackson (1974, section 14). The result is the *Liénard-Wiechert* tensor potential

$$h^{\alpha\beta}(t, \mathbf{x}) = 4 \sum_{a=1}^N \frac{\hat{T}_a^{\alpha\beta}(s) - \frac{1}{2} \eta^{\alpha\beta} \hat{T}_{a\lambda}^{\lambda}(s)}{r_a(s) - \mathbf{v}_a(s) \cdot \mathbf{r}_a(s)} , \quad (10)$$

where the retarded time  $s = s(t, \mathbf{x})$  for  $a$ -th body is a solution of the light-cone equation <sup>3</sup>.

$$s + |\mathbf{x} - \mathbf{x}_a(s)| = t . \quad (11)$$

Here it is assumed that the field is measured at time  $t$  and at the point  $\mathbf{x}$ . We shall use this form of the metric perturbation  $h_{\alpha\beta}(t, \mathbf{x})$  for the integration of the equations of light geodesics in the next section. It is worth emphasizing that the expression for the metric tensor (10) is Lorentz-covariant and is valid in any harmonic coordinate system admitting a smooth transition to the asymptotically flat space-time at infinity.

### III. MATHEMATICAL TECHNIQUE FOR INTEGRATING EQUATIONS OF PROPAGATION OF PHOTONS

We consider the motion of a light particle (photon) in the external gravitational field described by the metric (8). No back action of the photon on the gravitational field is assumed. Hence, we are allowed to use equations of light geodesics directly applying the metric tensor in question. Let the motion of the photon be defined by fixing the mixed initial-boundary conditions

---

<sup>3</sup>It is more appropriate to denote the retarded time for the  $a$ -th body as  $s_a$  which would have reflected the dependence of the retarded time on the number of the body. However, it would make notations and the presentation of subsequent formulae more cumbersome. For this reason we use  $s$  instead of  $s_a$  keeping in mind that if it is not stated otherwise, coordinates, velocity, and acceleration of the  $a$ -th body are taken at the corresponding retarded time  $s_a$ . This remark is crucial, e.g., in the discussion regarding the definition of the center of mass of the  $N$  body system (for more details see the explanations after equation (147))

$$\mathbf{x}(t_0) = \mathbf{x}_0 , \quad \frac{d\mathbf{x}(-\infty)}{dt} = \mathbf{k} , \quad (12)$$

where  $\mathbf{k}^2 = 1$  and, henceforth, the spatial components of vectors are denoted by bold letters. These conditions define the coordinates  $\mathbf{x}_0$  of the photon at the moment of emission of light,  $t_0$ , and its velocity at the infinite past and infinite distance from the origin of the spatial coordinates (that is, at the so-called past null infinity).

The equations of propagation of light rays are rather complicated and will be shown later in this section. In order to integrate them we shall have to resort to a special approximation method. In the Newtonian approximation the unperturbed trajectory of the light ray is a straight line

$$x^i(t) = x_N^i(t) = x_0^i + k^i(t - t_0) , \quad (13)$$

where  $t_0$ ,  $x_0^i$ , and  $k^i = \mathbf{k}$  have been defined in equation (12). In the Newtonian approximation, the coordinate speed of the photon is  $\dot{x}^i = k^i$  and is considered as a constant in the expression for the light-ray-perturbing force.

It is convenient to introduce a new independent parameter  $\tau$  along the photon's trajectory according to the rule (Kopeikin 1997, Kopeikin *et al.* 1998)

$$\tau \equiv \mathbf{k} \cdot \mathbf{x}_N(t) = t - t_0 + \mathbf{k} \cdot \mathbf{x}_0 , \quad (14)$$

where here and in the following the dot symbol "  $\cdot$  " between two spatial vectors denotes the Euclidean dot product. The time  $t_0$  of the light signal's emission corresponds to the numerical value of the parameter  $\tau_0 = \mathbf{k} \cdot \mathbf{x}_0$ , and the numerical value of the parameter  $\tau = 0$  corresponds to the time

$$t^* = t_0 - \mathbf{k} \cdot \mathbf{x}_0 = t - \mathbf{k} \cdot \mathbf{x}_N(t) , \quad (15)$$

which is the time of the closest approach of the unperturbed trajectory of the photon to the origin of an asymptotically flat harmonic coordinate system. We emphasize that the numerical value of the moment  $t^*$  is constant and depends only on the space-time coordinates of either the point of emission of the photon or the point of its observation. Thus, we find the relationships

$$\tau = t - t^* , \quad \tau_0 = t_0 - t^* , \quad (16)$$

which reveal that the variable  $\tau$  is negative from the point of emission up to the point of the closest approach  $x^i(t^*) = \hat{\xi}^i$ , and is positive otherwise. The differential identity  $dt = d\tau$  is valid and, for this reason, the integration along the light ray's path with respect to time  $t$  can be always replaced by the integration with respect to parameter  $\tau$ .

Making use of the parameter  $\tau$ , the equation of the unperturbed trajectory of the light ray can be represented as

$$x^i(\tau) = x_N^i(\tau) = k^i\tau + \hat{\xi}^i , \quad (17)$$

and the distance,  $r(\tau) = |\mathbf{x}_N(t)|$ , of the photon from the origin of the coordinate system reads

$$r(\tau) = \sqrt{\tau^2 + d^2} . \quad (18)$$

The constant vector  $\hat{\xi}^i = \hat{\boldsymbol{\xi}} = \mathbf{k} \times (\mathbf{x}_0 \times \mathbf{k}) = \mathbf{k} \times [\mathbf{x}_N(t) \times \mathbf{k}]$  is called the impact parameter of the unperturbed trajectory of the light ray,  $d = |\hat{\boldsymbol{\xi}}|$  is the length of the impact parameter, and the symbol "  $\times$  " between two vectors denotes the usual Euclidean cross product of two vectors. We note that the vector  $\hat{\boldsymbol{\xi}}$  is transverse to the vector  $\mathbf{k}$ . It is worth emphasizing once again that the vector  $\hat{\xi}^i$  is directed from the origin of the coordinate system towards the point of the closest approach of the unperturbed path of the light ray to the origin. This vector plays an auxiliary role in our discussion and, in general, has no essential physical meaning.

Implementing two new parameters  $\tau$ ,  $\hat{\boldsymbol{\xi}}$  and introducing the four-dimensional isotropic vector  $k^\alpha = (1, k^i)$  one can write the equations of light geodesics as follows (Kopeikin *et al.* 1998)

$$\ddot{x}^i(\tau) = \frac{1}{2} k_\alpha k_\beta \hat{\partial}_i h^{\alpha\beta}(\tau, \hat{\boldsymbol{\xi}}) - \hat{\partial}_\tau \left[ k_\alpha h^{\alpha i}(\tau, \hat{\boldsymbol{\xi}}) + \frac{1}{2} k^i h^{00}(\tau, \hat{\boldsymbol{\xi}}) - \frac{1}{2} k^i k_p k_q h^{pq}(\tau, \hat{\boldsymbol{\xi}}) \right] , \quad (19)$$

where  $\hat{\partial}_\tau \equiv \partial/\partial\tau$ ,  $\hat{\partial}_i \equiv P_i^j \partial/\partial\xi^j$ , and  $P_{ij} = \delta_{ij} - k_i k_j$  is the operator of projection onto the plane being orthogonal to the vector  $k^i$ , and all quantities on the right hand side of equation (19) are taken along the light trajectory at the point corresponding to a numerical value of the running parameter  $\tau$  while the parameter  $\hat{\boldsymbol{\xi}}$  is assumed as constant. Hence, the equation (19) should be considered as ordinary, second order differential equation in variable  $\tau$ . The given form of equation (19) already shows that only the first term on the right hand side of it can contribute to the deflection of light if the observer and the source of light are at spatial infinity. Indeed, a first integration of the right hand side of the equation (19) with respect to time from  $-\infty$  to  $+\infty$  brings all terms showing time derivatives to zero due to the asymptotic flatness of the metric tensor which proves our statement (for more details see the next section).

However, if the observer and the source of light are located at finite distances from the origin of coordinate system, we need to know how to perform the integrals from the metric perturbations (8) with respect to the parameter  $\tau$  along the unperturbed trajectory of light ray. Let us denote those integrals as

$$B^{\alpha\beta}(\tau, \hat{\boldsymbol{\xi}}) = \int_{-\infty}^{\tau} h^{\alpha\beta}[\sigma, \mathbf{x}(\sigma)] d\sigma , \quad (20)$$

$$D^{\alpha\beta}(\tau, \hat{\boldsymbol{\xi}}) = \int_{-\infty}^{\tau} B^{\alpha\beta}(\sigma, \hat{\boldsymbol{\xi}}) d\sigma , \quad (21)$$

where the metric perturbation  $h^{\alpha\beta}[\sigma, \mathbf{x}(\sigma)]$  is defined by the *Liénard-Wiechert* potential (8). In order to calculate the integrals (20), (21) it is useful to change the time argument,  $\sigma$ , to the new one,  $\zeta$ , defined by the light-cone equation

(11) which now reads as follows <sup>4</sup>

$$\sigma + t^* = \zeta + |\hat{\boldsymbol{\xi}} + \mathbf{k}\sigma - \mathbf{x}_a(\zeta)|. \quad (22)$$

The differentiation of this equation yields a relationship between differentials of the time variables  $\sigma$  and  $\zeta$

$$d\zeta (r_a - \mathbf{v}_a \cdot \mathbf{r}_a) = d\sigma (r_a - \mathbf{k} \cdot \mathbf{r}_a) - \mathbf{r}_a \cdot d\hat{\boldsymbol{\xi}}, \quad (23)$$

where the coordinates,  $\mathbf{x}_a$ , and the velocity,  $\mathbf{v}_a$ , of the  $a$ -th body are taken at the retarded time  $\zeta$ , and coordinates of the photon,  $\mathbf{x}$ , are taken at the time  $\sigma(\zeta)$ . From equation (23) we immediately obtain the formula

$$\frac{\partial \zeta}{\partial \hat{\xi}^i} = -\frac{r_a^i}{r_a - \mathbf{v}_a \cdot \mathbf{r}_a}, \quad (24)$$

and have the relationship between the time differentials along the world line of the photon which reads as follows

$$d\sigma = d\zeta \frac{r_a - \mathbf{v}_a \cdot \mathbf{r}_a}{r_a - \mathbf{k} \cdot \mathbf{r}_a}. \quad (25)$$

If the parameter  $\sigma$  runs from  $-\infty$  to  $+\infty$ , the new parameter  $\zeta$  runs from  $\zeta_{-\infty} = -\infty$  to  $\zeta_{+\infty} = t^* + \mathbf{k} \cdot \mathbf{x}_a(\zeta_{+\infty})$  provided the motion of each body is restricted inside a bounded domain of space, like in the case of a binary system. In case the bodies move along straight lines with constant velocities, the parameter  $\sigma$  runs from  $-\infty$  to  $+\infty$ , and the parameter  $\zeta$  runs from  $-\infty$  to  $+\infty$  as well. In addition, we note that when the numerical value of the parameter  $\sigma$  is equal to the time of observation  $\tau$ , the numerical value of parameter  $\zeta$  equals to  $s(\tau)$ , which is found from the equation of the light cone (11) in which  $\mathbf{x} = \hat{\boldsymbol{\xi}} + \mathbf{k}\tau$ .

After transforming time arguments the integrals (20), (21) take the form

$$B^{\alpha\beta}(s) = \sum_{a=1}^N B_a^{\alpha\beta}(s), \quad B_a^{\alpha\beta}(s) = 4 \int_{-\infty}^s \frac{\hat{T}_a^{\alpha\beta}(\zeta) - \frac{1}{2}\eta^{\alpha\beta}\hat{T}_{a\lambda}^{\lambda}(\zeta)}{r_a(\zeta) - \mathbf{k} \cdot \mathbf{r}_a(\zeta)} d\zeta, \quad (26)$$

$$D^{\alpha\beta}(s) = \sum_{a=1}^N \int_{-\infty}^s B_a^{\alpha\beta}(\zeta) \frac{r_a(\zeta) - \mathbf{v}_a(\zeta) \cdot \mathbf{r}_a(\zeta)}{r_a(\zeta) - \mathbf{k} \cdot \mathbf{r}_a(\zeta)} d\zeta, \quad (27)$$

where retarded times in the upper limits of integration depend on the index of each body as it has already been mentioned in the previous text. Now we give a remarkable, exact relationship

$$r_a(\zeta) - \mathbf{k} \cdot \mathbf{r}_a(\zeta) = t^* + \mathbf{k} \cdot \mathbf{x}_a(\zeta) - \zeta, \quad (28)$$

where  $t^*$  is a constant time corresponding to the moment of the closest approach of the photon to the origin of coordinate system. The equation (28) shows that the integrand on the left hand side of equation (26) does not depend

---

<sup>4</sup>We again emphasize that the new parameter  $\zeta$  depends on the index of each body. For this reason it would be better to denote it as  $\zeta_a$ . We do not use this notation to avoid the appearance of a large number of subindices.



on the parameter  $\sigma$  at all, and the integration is performed only with respect to the retarded time variable  $\zeta$ . Thus, just as the law of motion of the bodies  $\mathbf{x}_a(t)$  is known, the integral (26) can be calculated either analytically or numerically without solving the complicated light-cone equation (11) to establish the relationship between ordinary and retarded time arguments. This statement is not applicable to the integral (27) because of the unsuitable form of the numerator in the integrand. However, as it is evident from the structure of equation (19), we do not need to calculate this integral.

Instead of that, we need to know the first spatial derivative of the functions  $B^{\alpha\beta}(s)$  and  $D^{\alpha\beta}(s)$  with respect to  $\hat{\xi}^i$ . We note that the integrand of  $B^{\alpha\beta}(s)$  does not depend on the variable  $\hat{\xi}^i$ . This dependence manifests itself only through the upper limit of the integral. For this reason, a straightforward differentiation of  $B^{\alpha\beta}(s)$  with respect to the retarded time  $s$  and the implementation of formula (24) for the calculation of  $\partial s/\partial \hat{\xi}^i$  yields

$$\hat{\partial}_i B^{\alpha\beta}(s) = -4 \sum_{a=1}^N \frac{\hat{T}_a^{\alpha\beta}(s) - \frac{1}{2}\eta^{\alpha\beta}\hat{T}_{a\lambda}^{\lambda}(s)}{r_a(s) - \mathbf{k} \cdot \mathbf{r}_a(s)} \frac{P_j^i r_a^j(s)}{r_a(s) - \mathbf{v}_a(s) \cdot \mathbf{r}_a(s)}. \quad (29)$$

This result elucidates that  $\hat{\partial}_i B^{\alpha\beta}(s)$  is not an integral of time and, that it can be calculated directly if the motion of the gravitating bodies is given. In contrast to  $B^{\alpha\beta}(s)$ , the integrand of the integral  $D^{\alpha\beta}(s)$  depends on the variable  $\hat{\xi}^i$ . Thus, while calculating  $\hat{\partial}_i D^{\alpha\beta}(s)$  we have to take derivatives both from the upper limit of the integral and its integrand. Proceeding in this way we arrive at the result

$$\begin{aligned} \hat{\partial}_i D^{\alpha\beta}(s) &= -4 \sum_{a=1}^N \int_{-\infty}^s \frac{\hat{T}_a^{\alpha\beta}(\zeta) - \frac{1}{2}\eta^{\alpha\beta}\hat{T}_{a\lambda}^{\lambda}(\zeta)}{[r_a(\zeta) - \mathbf{k} \cdot \mathbf{r}_a(\zeta)]^2} P_j^i r_a^j(\zeta) d\zeta \\ &= -4 \sum_{a=1}^N \left\{ \hat{\xi}^i \int_{-\infty}^s \frac{\hat{T}_a^{\alpha\beta}(\zeta) - \frac{1}{2}\eta^{\alpha\beta}\hat{T}_{a\lambda}^{\lambda}(\zeta)}{[t^* + \mathbf{k} \cdot \mathbf{x}_a(\zeta) - \zeta]^2} d\zeta - P_j^i \int_{-\infty}^s \frac{\hat{T}_a^{\alpha\beta}(\zeta) - \frac{1}{2}\eta^{\alpha\beta}\hat{T}_{a\lambda}^{\lambda}(\zeta)}{[t^* + \mathbf{k} \cdot \mathbf{x}_a(\zeta) - \zeta]^2} x_a^j(\zeta) d\zeta \right\}, \end{aligned} \quad (30)$$

where the numerical value of the parameter  $s$  in the upper limit of the integral is calculated by solving the light-cone equation (11). Going back to the equation (28) we find that the integrand of the integral (30) depends only on the retarded time argument  $\zeta$ . Hence, again, as it has been proven for  $B^{\alpha\beta}(s)$ , that the integral (30) admits a direct calculation as soon as the motion of the gravitating bodies is prescribed<sup>5</sup>.

#### IV. RELATIVISTIC PERTURBATIONS OF A PHOTON TRAJECTORY

Perturbations of the trajectory of the photon are found by straightforward integration of the equations of light geodesics (19) using the expressions (20), (21). Performing the calculations we find

---

<sup>5</sup> We emphasize that our formalism admits to work with worldlines of arbitrary moving bodies without restricting them to straight lines only. More precisely, in the harmonic gauge the equations of motion of the bodies result from the harmonic coordinate conditions (Fock 1959). In the first post-Minkowskian approximation these conditions allow motion of bodies only along straight lines with constant speeds. However, if in finding the metric tensor the non-linear terms in the Einstein equations are taken into account, the bodies may show accelerated motion without structurally changing the linearized form of the solution for the metric tensor.

$$\dot{x}(\tau) = k^i + \dot{\Xi}^i(\tau) , \quad (31)$$

$$x(\tau) = x_N^i(\tau) + \Xi^i(\tau) - \Xi^i(\tau_0) , \quad (32)$$

where  $\tau$  and  $\tau_0$  correspond, respectively, to the moment of observation and emission of the photon. The functions  $\dot{\Xi}^i(\tau)$  and  $\Xi^i(\tau)$  are given as follows

$$\dot{\Xi}^i(\tau) = \frac{1}{2}k_\alpha k_\beta \hat{\partial}_i B^{\alpha\beta}(\tau) - k_\alpha h^{\alpha i}(\tau) - \frac{1}{2}k^i h^{00}(\tau) + \frac{1}{2}k^i k_p k_q h^{pq}(\tau) , \quad (33)$$

$$\Xi^i(\tau) = \frac{1}{2}k_\alpha k_\beta \hat{\partial}_i D^{\alpha\beta}(\tau) - k_\alpha B^{\alpha i}(\tau) - \frac{1}{2}k^i B^{00}(\tau) + \frac{1}{2}k^i k_p k_q B^{pq}(\tau) , \quad (34)$$

where the functions  $h^{\alpha i}(\tau)$ ,  $B^{\alpha i}(\tau)$ ,  $\hat{\partial}_i B^{\alpha\beta}(\tau)$ , and  $\hat{\partial}_i D^{\alpha\beta}(\tau)$  are defined by the relationships (10), (26), (29), and (30) respectively.

The latter equation can be used for the formulation of the boundary value problem for the equation of light geodesics. In this case the initial position,  $\mathbf{x}_0 = \mathbf{x}(t_0)$ , and final position,  $\mathbf{x} = \mathbf{x}(t)$ , of the photon are given instead of the initial position  $\mathbf{x}_0$  of the photon and the direction of light propagation  $\mathbf{k}$  given at past null infinity. All what we need for the formulation of the boundary value problem is the relationship between the unit vector  $\mathbf{k}$  and the unit vector

$$\mathbf{K} = - \frac{\mathbf{x} - \mathbf{x}_0}{|\mathbf{x} - \mathbf{x}_0|} , \quad (35)$$

which defines a geometric direction of the light propagation in flat space-time. The formulas (32) and (34) yield

$$k^i = -K^i - \beta^i(\tau, \hat{\xi}) + \beta^i(\tau_0, \hat{\xi}) , \quad (36)$$

where relativistic corrections to the vector  $K^i$  are defined as follows

$$\beta^i(\tau, \hat{\xi}) = \frac{\frac{1}{2}k_\alpha k_\beta \hat{\partial}_i D^{\alpha\beta}(\tau) - k_\alpha P_j^i B^{\alpha j}(\tau)}{|\mathbf{x} - \mathbf{x}_0|} , \quad (37)$$

$$\beta^i(\tau_0, \hat{\xi}) = \frac{\frac{1}{2}k_\alpha k_\beta \hat{\partial}_i D^{\alpha\beta}(\tau_0) - k_\alpha P_j^i B^{\alpha j}(\tau_0)}{|\mathbf{x} - \mathbf{x}_0|} . \quad (38)$$

The relationships obtained in this section are used for the discussion of observable relativistic effects in the following section.

## V. EQUATIONS OF MOTION FOR SLOWLY MOVING OBSERVERS AND SOURCES OF LIGHT

The knowledge of trajectory of motion of photons in the gravitational field formed by a N-body system of arbitrary-moving point masses is necessary but not enough for the unambiguous physical interpretation of observational effects. It also requires to know how observers and sources of light move in the gravitational field of this system. Let us

assume that observer and the source of light are point particles which move along time-like world lines. Then, in the post-Minkowskian approximation equations of motion of the particles read

$$\begin{aligned} \ddot{x}^i(t) = & \frac{1}{2}h_{00,i} - h_{0i,t} - \frac{1}{2}h_{00,t}\dot{x}^i - h_{ik,t}\dot{x}^k - (h_{0i,k} - h_{0k,i})\dot{x}^k \\ & - h_{00,k}\dot{x}^k\dot{x}^i - \left(h_{ik,j} - \frac{1}{2}h_{kj,i}\right)\dot{x}^k\dot{x}^j + \left(\frac{1}{2}h_{kj,t} - h_{0k,j}\right)\dot{x}^k\dot{x}^j\dot{x}^i + O(h^2) . \end{aligned} \quad (39)$$

In the given coordinate system for velocities much smaller than the speed of light, the equation (39) reduces to

$$\ddot{x}^i(t) = \frac{1}{2}h_{00,i}(t, \mathbf{x}(t)) + \text{post-Newtonian corrections} , \quad (40)$$

Either equation (39) or equation (40) should be integrated with respect to time to give the coordinates of an observer and a source of light as function of time of observation,  $\mathbf{x}(t)$ , and that of time of emission of light,  $\mathbf{x}_0(t_0)$ , respectively. We do not treat this problem in the present paper as its solution has been developed with necessary accuracy by a number of previous authors (see, e.g., Brumberg 1991).

## VI. OBSERVABLE RELATIVISTIC EFFECTS

### A. Shapiro Time Delay

The time delay in propagation of electromagnetic signals passing through the *static* gravitational field was discovered by Irwin Shapiro (1964). We shall give in this paragraph the generalization of his idea for the case of the propagation of light through the *non-stationary* gravitational field formed by *arbitrary-moving* bodies.

The total time of propagation of an electromagnetic signal from the point  $\mathbf{x}_0$  to the point  $\mathbf{x}$  is derived from equations (32), (34). Firstly, we use the equation (32) to express the difference  $\mathbf{x} - \mathbf{x}_0$  through the rest terms of the equation. Then, we multiply this difference by itself using the properties of the Euclidean dot product. Finally, we find the total time of propagation of light,  $t - t_0$ , extracting the square root from the product, and using the expansion with respect to the relativistic parameter  $Gm_a/c^2r_a$  which is assumed to be small. It results in

$$t - t_0 = |\mathbf{x} - \mathbf{x}_0| - \mathbf{k} \cdot \boldsymbol{\Xi}(\tau) + \mathbf{k} \cdot \boldsymbol{\Xi}(\tau_0) , \quad (41)$$

or

$$t - t_0 = |\mathbf{x} - \mathbf{x}_0| + \Delta(t, t_0) , \quad (42)$$

where  $|\mathbf{x} - \mathbf{x}_0|$  is the usual Euclidean distance between the points of emission,  $\mathbf{x}_0$ , and observation,  $\mathbf{x}$ , of the photon, and  $\Delta(t, t_0)$  is the Shapiro time delay produced by the gravitational field of moving bodies

$$\Delta(t, t_0) = \frac{1}{2}k_\alpha k_\beta B^{\alpha\beta}(\tau) - \frac{1}{2}k_\alpha k_\beta B^{\alpha\beta}(\tau_0) = 2 \sum_{a=1}^N m_a B_a(s, s_0) . \quad (43)$$

In the integral

$$B_a(s, s_0) = \int_{s_0}^s \frac{[1 - \mathbf{k} \cdot \mathbf{v}_a(\zeta)]^2}{\sqrt{1 - v_a^2(\zeta)}} \frac{d\zeta}{t^* + \mathbf{k} \cdot \mathbf{x}_a(\zeta) - \zeta}, \quad (44)$$

the retarded time  $s$  is obtained by solving the equation (11) for the time of observation of the photon, and  $s_0$  is found by solving the same equation written down for the time of emission of the photon <sup>6</sup>

$$s_0 + |\mathbf{x}_0 - \mathbf{x}_a(s_0)| = t_0. \quad (45)$$

The relationship (43) for the time delay has been derived with respect to the coordinate time  $t$ . The transformation from the coordinate time to the proper time  $\mathcal{T}$  of the observer is made by integrating the infinitesimal increment of the proper time along the world line  $\mathbf{x}(t)$  of the observer (Landau & Lifshitz 1971)

$$\mathcal{T} = \int_{t_i}^t \left\{ 1 - \mathbf{v}^2(t) - h_{00}[t, \mathbf{x}(t)] - 2h_{0i}[t, \mathbf{x}(t)]v^i(t) - h_{ij}[t, \mathbf{x}(t)]v^i(t)v^j(t) \right\}^{1/2} dt, \quad (46)$$

where  $t_i$  is the initial epoch of observation, and  $t$  is a time of observation.

The calculation of the integral (44) is performed by means of using a new variable

$$y = t^* + \mathbf{k} \cdot \mathbf{x}_a(\zeta) - \zeta, \quad dy = -[1 - \mathbf{k} \cdot \mathbf{v}_a(\zeta)]d\zeta, \quad (47)$$

so that the above integral reads

$$B_a(s, s_0) = - \int_{s_0}^s \frac{1 - \mathbf{k} \cdot \mathbf{v}_a(\zeta)}{\sqrt{1 - v_a^2(\zeta)}} \frac{d(\ln y)}{d\zeta} d\zeta. \quad (48)$$

Integration by parts results in

$$\begin{aligned} B_a(s, s_0) = & - \frac{1 - \mathbf{k} \cdot \mathbf{v}_a(s)}{\sqrt{1 - v_a^2(s)}} \ln[r_a(s) - \mathbf{k} \cdot \mathbf{r}_a(s)] + \frac{1 - \mathbf{k} \cdot \mathbf{v}_a(s_0)}{\sqrt{1 - v_a^2(s_0)}} \ln[r_a(s_0) - \mathbf{k} \cdot \mathbf{r}_a(s_0)] \\ & - \int_{s_0}^s \frac{\ln(r_a - \mathbf{k} \cdot \mathbf{r}_a)}{(1 - v_a^2)^{3/2}} [\mathbf{k} - \mathbf{v}_a - \mathbf{v}_a \times (\mathbf{k} \times \mathbf{v}_a)] \cdot \dot{\mathbf{v}}_a d\zeta. \end{aligned} \quad (49)$$

The first and second terms describe the generalized form of the Shapiro time delay for the case of arbitrary moving (weakly) gravitating bodies. The last term in (49) is a relativistic correction of order  $v_a/c$  comparable, in general case, to the main terms of the Shapiro time delay. This correction is identically zero if the bodies move along straight lines with constant velocities. Otherwise, we have to know the law of motion of the bodies for its calculation. Neglecting all terms of order  $v_a^2/c^2$  for the Shapiro time delay we obtain the simplified expression

$$\begin{aligned} \Delta(t, t_0) = & -2 \sum_{a=1}^N m_a \left\{ \ln \frac{r_a - \mathbf{k} \cdot \mathbf{r}_a}{r_{0a} - \mathbf{k} \cdot \mathbf{r}_{0a}} - (\mathbf{k} \cdot \mathbf{v}_a) \ln(r_a - \mathbf{k} \cdot \mathbf{r}_a) \right. \\ & \left. + (\mathbf{k} \cdot \mathbf{v}_{a0}) \ln(r_{0a} - \mathbf{k} \cdot \mathbf{r}_{0a}) + \int_{s_0}^s \ln[t^* + \mathbf{k} \cdot \mathbf{x}_a(\zeta) - \zeta] \mathbf{k} \cdot \dot{\mathbf{v}}_a(\zeta) d\zeta \right\}, \end{aligned} \quad (50)$$

---

<sup>6</sup>Again it would be better to denote the retarded time as  $s_{0a}$  emphasizing its dependence on the number index of the body under consideration. We do not use such a notation to avoid confusing mixture of indices.

where  $\mathbf{r}_a = \mathbf{x} - \mathbf{x}_a(s)$ ,  $\mathbf{r}_{0a} = \mathbf{x}_0 - \mathbf{x}_a(s_0)$ ,  $r_a = |\mathbf{r}_a|$ ,  $r_{0a} = |\mathbf{r}_{0a}|$ ,  $\mathbf{v}_a = \dot{\mathbf{x}}_a(s)$ ,  $\mathbf{v}_{a0} = \dot{\mathbf{x}}_a(s_0)$ , and the retarded times  $s$  and  $s_0$  should be calculated from the light cone equations (11) and (45) respectively. The first term in the expression (50) for the Shapiro delay was already known long time ago. However, our expression relates to the case of arbitrary-moving bodies whereas the calculation of all previous authors were severely restricted by the assumption that the gravitating bodies are fixed in space. In addition, there was no reasonable theoretical prescription for the definition of the body's positions. The rigorous theoretical derivation of the formulas (49) and (50) has made a significant progress in clarifying this question and proved for the first time that in calculating the Shapiro delay the positions of the gravitating bodies must be taken at the retarded times corresponding to instants of emission and observation of electromagnetic signal.

## B. Bending of Light and Deflection Angle

The coordinate direction to the source of light measured at the point of observation  $\mathbf{x}$  is defined by the four-vector  $p^\alpha = (1, p^i)$ , where  $p^i = -\dot{x}^i$ , or

$$p^i = -k^i - \dot{\Xi}^i(\tau, \hat{\xi}) , \quad (51)$$

and where we have put the minus sign to make the vector  $p^i$  directed from the observer to the source of light. However, the coordinate direction  $p^i$  is not a directly observable quantity. A real observable vector towards the source of light,  $s^\alpha = (1, s^i)$ , is defined with respect to the local inertial frame of the observer. In this frame  $s^i = -d\mathcal{X}^i/d\mathcal{T}$ , where  $\mathcal{T}$  is the observer's proper time and  $\mathcal{X}^i$  are spatial coordinates of the local inertial frame. We shall assume for simplicity that the observer is at rest <sup>7</sup> with respect to the (global) harmonic coordinate system  $(t, x^i)$ . Then the infinitesimal transformation from  $(t, x^i)$  to  $(\mathcal{T}, \mathcal{X}^i)$  is given by the formula

$$d\mathcal{T} = \Lambda_0^0 dt + \Lambda_j^0 dx^j \quad , \quad d\mathcal{X}^i = \Lambda_0^i dt + \Lambda_j^i dx^j \quad , \quad (52)$$

where the matrix of transformation  $\Lambda_\beta^\alpha$  is defined by the requirement of orthonormality

$$g_{\alpha\beta} = \eta_{\mu\nu} \Lambda_\alpha^\mu \Lambda_\beta^\nu . \quad (53)$$

In particular, the orthonormality condition (53) pre-assumes that spatial angles and lengths at the point of observations are measured with the help of the Euclidean metric  $\delta_{ij}$ . For this reason, as the vector  $s^\alpha$  is isotropic, we conclude that the Euclidean length  $|\mathbf{s}|$  of the vector  $s^i$  is equal to 1. Indeed, one has

---

<sup>7</sup>The case of an observer moving with respect to the harmonic coordinate system with velocity  $v^i$  may be considered after completing the additional Lorentz transformation (e.g., see Misner *et al.* 1973)

$$\eta_{\alpha\beta}s^\alpha s^\beta = -1 + \mathbf{s}^2 = 0 . \quad (54)$$

Hence,  $|\mathbf{s}| = 1$ .

In linear approximation with respect to  $G$  the matrix of transformation is as follows (Brumberg 1991)

$$\begin{aligned} \Lambda_0^0 &= 1 - \frac{1}{2}h_{00}(t, \mathbf{x}) , \\ \Lambda_i^0 &= h_{0i}(t, \mathbf{x}) , \\ \Lambda_0^i &= 0 , \\ \Lambda_j^i &= \delta_{ij} + \frac{1}{2}h_{ij}(t, \mathbf{x}) . \end{aligned} \quad (55)$$

Using the transformation (52) we obtain the relationship between the observable vector  $s^i$  and the coordinate direction  $p^i$

$$s^i = \frac{\Lambda_j^i p^j - \Lambda_0^i}{\Lambda_0^0 - \Lambda_j^0 p^j} . \quad (56)$$

In linear approximation it takes the form

$$s^i = (1 + h_{00} + h_{0j}p^j) p^i + \frac{1}{2}h_{ij}p^j . \quad (57)$$

Remembering that  $|\mathbf{s}| = 1$ , we obtain for the Euclidean norm of the vector  $p^i$

$$|\mathbf{p}| = 1 - h_{00} - h_{0j}p^j - \frac{1}{2}h_{ij}p^i p^j , \quad (58)$$

which brings equation (57) to the form

$$s^i = m^i + \frac{1}{2}P^{ij}m^j h_{jq}(t, \mathbf{x}) , \quad (59)$$

with the Euclidean unit vector  $m^i = p^i/|\mathbf{p}|$ .

Let now denote by  $\alpha^i$  the dimensionless vector describing the angle of total deflection of the light ray measured at the point of observation and calculated with respect to vector  $k^i$  given at past null infinity. It is defined according to the relationship (Klioner & Kopeikin 1992)

$$\alpha^i(\tau, \hat{\xi}) = k^i[\mathbf{k} \cdot \dot{\Xi}(\tau, \hat{\xi})] - \dot{\Xi}^i(\tau, \hat{\xi}) , \quad (60)$$

or

$$\alpha^i(\tau, \hat{\xi}) = -P_j^i \dot{\Xi}^j(\tau, \hat{\xi}) . \quad (61)$$

As a consequence of the definitions (51) and (61) we conclude that

$$m^i = -k^i + \alpha^i(\tau, \boldsymbol{\xi}) . \quad (62)$$

Taking into account expressions (56), (58), (61), and (36) we obtain for the observed direction to the source of light

$$s^i(\tau, \hat{\boldsymbol{\xi}}) = K^i + \alpha^i(\tau, \hat{\boldsymbol{\xi}}) + \beta^i(\tau, \hat{\boldsymbol{\xi}}) - \beta^i(\tau_0, \hat{\boldsymbol{\xi}}) + \gamma^i(\tau, \hat{\boldsymbol{\xi}}) , \quad (63)$$

where the relativistic corrections  $\beta^i$  are defined by the equation (37) and where

$$\gamma^i(\tau, \hat{\boldsymbol{\xi}}) = -\frac{1}{2} P^{ij} k^q h_{jq}(t, \mathbf{x}) \quad (64)$$

describes the light deflection caused by the deformation of space at the point of observations. If two sources of light are observed along the directions  $s_1^i$  and  $s_2^i$ , correspondingly, the measured angle  $\psi$  between them is defined in the local inertial frame as follows

$$\cos \psi = \mathbf{s}_1 \cdot \mathbf{s}_2 , \quad (65)$$

where the dot denotes the usual Euclidean scalar product. It is worth emphasizing that the observed direction to the source of light (63) includes the relativistic deflection of the light ray which depends not only on quantities taken at the point of observation but also on those  $\beta^i(\tau_0, \boldsymbol{\xi})$  taken at the point of emission of light. Usually this term is rather small and can be neglected. However, it becomes important in the problem of propagation of light in the field of gravitational waves (Kopeikin *et al.* 1999).

Without going into further details of the observational procedure we, first of all, give an explicit expression for the angle  $\alpha^i(\tau)$

$$\alpha^i(\tau) = -\frac{1}{2} k_\alpha k_\beta \hat{\partial}_i B^{\alpha\beta}(\tau) + k_\alpha P_j^i h^{\alpha j}(\tau) . \quad (66)$$

The relationships (10), (29) along with the definition of the tensor of energy-momentum (3) allow to recast the previous expression into the form

$$\alpha^i(\tau) = 2 \sum_{a=1}^N \frac{m_a}{\sqrt{1-v_a^2}} \frac{(1-\mathbf{k} \cdot \mathbf{v}_a)^2}{r_a - \mathbf{k} \cdot \mathbf{r}_a} \frac{P_j^i r_a^j}{r_a - \mathbf{v}_a \cdot \mathbf{r}_a} - 4 \sum_{a=1}^N \frac{m_a}{\sqrt{1-v_a^2}} \frac{1-\mathbf{k} \cdot \mathbf{v}_a}{r_a - \mathbf{v}_a \cdot \mathbf{r}_a} P_j^i v_a^j , \quad (67)$$

where all the quantities describing the motion of the  $a$ -th body have to be taken at the retarded time  $s$  which relates to  $\tau = t - t^*$  by the light-cone equation (11). Neglecting all terms of the order  $v_a/c$  we obtain a simplified form of the previous expression

$$\alpha^i(\tau) = 2 \sum_{a=1}^N \frac{m_a}{r_a} \frac{P_j^i r_a^j}{(r_a - \mathbf{k} \cdot \mathbf{r}_a)} , \quad (68)$$

which may be compared to the analogous expression for the deflection angle obtained previously by many other authors in the framework of the post-Newtonian approximation (Brumberg 1991, and references therein). We note that all previous authors fixed the moment of time, at which the coordinates  $\mathbf{x}_a$  of the gravitating bodies were to be

fixed, without having rigorous justification for their choice. Our approach gives a unique answer to this question and makes it obvious that the coordinates  $\mathbf{x}_a$  should be fixed at the moment of retarded time  $s$  relating to the time of observation  $t$  by the light-cone equation (11).

The next step in finding the explicit expression for the observed coordinate direction  $s^i$  is the computation of the quantity  $\beta^i(\tau)$  given in (37). We have from formulas (26), (30) the following result for the numerator of  $\beta^i(\tau)$

$$\frac{1}{2}k_\alpha k_\beta \hat{\partial}_i D^{\alpha\beta}(\tau) - k_\alpha P_j^i B^{\alpha j}(\tau) = -2 \sum_{a=1}^N m_a \left[ \hat{\xi}^i C_a(s) - P_j^i D_a^j(s) \right] + 4 \sum_{a=1}^N m_a P_j^i E_a^j(s), \quad (69)$$

where the integrals  $C_a(s)$ ,  $D_a^j(s)$  and  $E_a^j(s)$  read as follows

$$C_a(s) = \int_{-\infty}^s \left[ \frac{1 - \mathbf{k} \cdot \mathbf{v}_a(\zeta)}{t^* + \mathbf{k} \cdot \mathbf{x}_a(\zeta) - \zeta} \right]^2 \frac{d\zeta}{\sqrt{1 - v_a^2(\zeta)}}, \quad (70)$$

$$D_a^j(s) = \int_{-\infty}^s \left[ \frac{1 - \mathbf{k} \cdot \mathbf{v}_a(\zeta)}{t^* + \mathbf{k} \cdot \mathbf{x}_a(\zeta) - \zeta} \right]^2 \frac{x_a^j(\zeta)}{\sqrt{1 - v_a^2(\zeta)}} d\zeta, \quad (71)$$

$$E_a^j(s) = \int_{-\infty}^s \frac{1 - \mathbf{k} \cdot \mathbf{v}_a(\zeta)}{t^* + \mathbf{k} \cdot \mathbf{x}_a(\zeta) - \zeta} \frac{v_a^j(\zeta)}{\sqrt{1 - v_a^2(\zeta)}} d\zeta. \quad (72)$$

Making use of the new variable  $y$  introduced in (47) and integrating by parts yields

$$C_a(s) = \frac{1}{\sqrt{1 - v_a^2}} \frac{1 - \mathbf{k} \cdot \mathbf{v}_a}{r_a - \mathbf{k} \cdot \mathbf{r}_a} + \int_{-\infty}^s \frac{[\mathbf{k} - \mathbf{v}_a - \mathbf{v}_a \times (\mathbf{k} \times \mathbf{v}_a)] \cdot \dot{\mathbf{v}}_a}{r_a - \mathbf{k} \cdot \mathbf{r}_a} \frac{d\zeta}{(1 - v_a^2)^{3/2}}, \quad (73)$$

$$D_a^j(s) = \frac{1 - \mathbf{k} \cdot \mathbf{v}_a}{\sqrt{1 - v_a^2}} \frac{x_a^j}{r_a - \mathbf{k} \cdot \mathbf{r}_a} + \int_{-\infty}^s \frac{[\mathbf{k} - \mathbf{v}_a - \mathbf{v}_a \times (\mathbf{k} \times \mathbf{v}_a)] \cdot \dot{\mathbf{v}}_a}{r_a - \mathbf{k} \cdot \mathbf{r}_a} \frac{x_a^j d\zeta}{(1 - v_a^2)^{3/2}} - E_a^j(s), \quad (74)$$

$$E_a^j(s) = -\frac{v_a^j}{\sqrt{1 - v_a^2}} \ln(r_a - \mathbf{k} \cdot \mathbf{r}_a) + \int_{-\infty}^s \ln(r_a - \mathbf{k} \cdot \mathbf{r}_a) \Pi_k^j v_a^k \frac{d\zeta}{(1 - v_a^2)^{3/2}}, \quad (75)$$

where  $\Pi_k^j(\zeta) = \delta_k^j + u^i(\zeta)u_k(\zeta)$  is the spatial part of the operator of projection onto the plane being perpendicular to the world line of the  $a$ -th body, and the bodies' coordinates and velocities in all terms being outside the signs of integral are taken at the moment of the retarded time  $s$ . The equations (73)-(75) will be used in section 6 for the discussion of the gravitational lens equation with taking into account the velocity of the body deflecting the light rays.

Finally, the quantity  $\gamma^i(\tau)$  can be explicitly given by the following expression

$$\gamma^i(\tau) = -2 \sum_{a=1}^N \frac{m_a}{\sqrt{1 - v_a^2}} \frac{(\mathbf{k} \cdot \mathbf{v}_a) (P_j^i v_a^j)}{r_a - \mathbf{v}_a \cdot \mathbf{r}_a}, \quad (76)$$

where coordinates and velocities of the bodies must be taken at the retarded time  $s$  according to equation (11).



### C. Gravitational Shift of Frequency

The exact calculation of the gravitational shift of electromagnetic frequency between emitted and observed photons plays a crucial role for the adequate interpretation of measurements of radial velocities of astronomical objects, anisotropy of relic electromagnetic background radiation, and other spectral investigations. In the last several years, e.g., radial velocity measuring techniques have reached unprecedented accuracy and are approaching to the precision of about 10 cm/sec (Valenti, Butler & Marcy 1995). In a near future there is a hope to improve the accuracy up to 1 cm/sec when measurement of the post-Newtonian relativistic effects in optical binaries will be possible (Kopeikin & Ozernoy 1998)

Let a source of light move with respect to the harmonic coordinate system  $(t, x^i)$  with velocity  $\mathbf{v}_0 = d\mathbf{x}_0(t_0)/dt_0$  and emit electromagnetic radiation with frequency  $\nu_0 = 1/(\delta\mathcal{T}_0)$ , where  $t_0$  and  $\mathcal{T}_0$  are coordinate time and proper time of the source of light, respectively. We denote by  $\nu = 1/(\delta\mathcal{T})$  the observed frequency of the electromagnetic radiation measured at the point of observation by observer moving with velocity  $\mathbf{v} = d\mathbf{x}/dt$  with respect to the harmonic coordinate system  $(t, x^i)$ . We can consider the increments  $\delta\mathcal{T}_0$  and  $\delta\mathcal{T}$  as infinitesimally small. Therefore, the observed gravitational shift of frequency  $1 + z = \nu/\nu_0$  can be defined through the consecutive differentiation of the proper time of the source of light,  $\mathcal{T}_0$ , with respect to the proper time of the observer,  $\mathcal{T}$ ,

$$1 + z = \frac{d\mathcal{T}_0}{dt_0} \frac{dt_0}{dt} \frac{dt}{d\mathcal{T}}, \quad (77)$$

where the derivative

$$\frac{d\mathcal{T}_0}{dt_0} = \left[ -g_{00}(t_0, \mathbf{x}_0) - 2g_{0i}(t_0, \mathbf{x}_0) v_0^i(t_0) - g_{ij}(t_0, \mathbf{x}_0) v_0^i(t_0) v_0^j(t_0) \right]^{1/2}, \quad (78)$$

is taken at the point of emission of light, and the derivative

$$\frac{dt}{d\mathcal{T}} = \left[ -g_{00}(t, \mathbf{x}) - 2g_{0i}(t, \mathbf{x}) v^i(t) - g_{ij}(t, \mathbf{x}) v^i(t) v^j(t) \right]^{-1/2}, \quad (79)$$

is calculated at the point of observation. The time derivative along the light-ray trajectory is calculated from the equation (42) where we have to take into account that the function  $B_a(s, s_0)$  depends on times  $t_0$  and  $t$  not only through the retarded times  $s_0$  and  $s$  in the upper and lower limits of the integral (44) but through the time  $t^*$  and the vector  $\mathbf{k}$  in its integrand as well. Indeed, the infinitesimal increment of time  $t_0$  causes variations in the positions of the source of light and observer and, consequently, to the corresponding change in the trajectory of light ray. Hence, the derivative along the light ray reads as follows

$$\frac{dt_0}{dt} = \frac{1 + \mathbf{K} \cdot \mathbf{v} - 2 \sum_{a=1}^N m_a \left[ \frac{\partial s}{\partial t} \frac{\partial}{\partial s} + \frac{\partial s_0}{\partial t} \frac{\partial}{\partial s_0} + \frac{\partial t^*}{\partial t} \frac{\partial}{\partial t^*} + \frac{\partial k^i}{\partial t} \frac{\partial}{\partial k^i} \right] B_a(s, s_0, t^*, \mathbf{k})}{1 + \mathbf{K} \cdot \mathbf{v}_0 + 2 \sum_{a=1}^N m_a \left[ \frac{\partial s}{\partial t_0} \frac{\partial}{\partial s} + \frac{\partial s_0}{\partial t_0} \frac{\partial}{\partial s_0} + \frac{\partial t^*}{\partial t_0} \frac{\partial}{\partial t^*} + \frac{\partial k^i}{\partial t_0} \frac{\partial}{\partial k^i} \right] B_a(s, s_0, t^*, \mathbf{k})}, \quad (80)$$

where the unit vector  $\mathbf{K}$  is defined in (35) and where we explicitly show the dependence of function  $B_a$  on all parameters which implicitly depend on time.

The time derivative of the vector  $\mathbf{k}$  is calculated using the approximation  $\mathbf{k} = -\mathbf{K}$  and formula (35) where the coordinates of the source of light  $\mathbf{x}_0(t_0)$  and of the observer  $\mathbf{x}(t)$  are functions of time. It holds

$$\frac{\partial k^i}{\partial t} = \frac{(\mathbf{k} \times (\mathbf{v} \times \mathbf{k}))^i}{R}, \quad \frac{\partial k^i}{\partial t_0} = -\frac{(\mathbf{k} \times (\mathbf{v}_0 \times \mathbf{k}))^i}{R}, \quad (81)$$

where  $R = |\mathbf{x} - \mathbf{x}_0|$  is the distance between the observer and the source of light. In what follows we assume that the distance  $R$  is so large that the derivatives (81) are negligibly small and can be omitted from all subsequent relationships.

Time derivatives of retarded times  $s$  and  $s_0$  are calculated from the formulae (11) and (45) where we assume that the spatial position of the observer,  $\mathbf{x}(t) = \mathbf{x}_0(t_0) + \mathbf{k}(t - t_0)$ , and the source of light,  $\mathbf{x}_0 \equiv \mathbf{x}(t_0)$ , are two-point functions of times  $t$  and  $t_0$ . More explicitly, we should use the following relationships

$$s + |\mathbf{x}_0(t_0) + \mathbf{k}(t - t_0) - \mathbf{x}_a(s)| = t, \quad \text{and} \quad s_0 + |\mathbf{x}_0(t_0) - \mathbf{x}_a(s_0)| = t_0, \quad (82)$$

where the unit vector  $\mathbf{k}$  is also a two-point function of time with derivatives being taken from (81). Calculation of infinitesimal variations of these equations immediately gives

$$\frac{\partial s}{\partial t} = \frac{r_a - \mathbf{k} \cdot \mathbf{r}_a}{r_a - \mathbf{v}_a \cdot \mathbf{r}_a} - \frac{(\mathbf{k} \times \mathbf{v}) \cdot (\mathbf{k} \times \mathbf{r}_a)}{r_a - \mathbf{v}_a \cdot \mathbf{r}_a}, \quad (83)$$

$$\frac{\partial s}{\partial t_0} = \frac{(1 - \mathbf{k} \cdot \mathbf{v}_0)(\mathbf{k} \cdot \mathbf{r}_a)}{r_a - \mathbf{v}_a \cdot \mathbf{r}_a}, \quad (84)$$

$$\frac{\partial s_0}{\partial t_0} = \frac{r_{0a} - \mathbf{v}_0 \cdot \mathbf{r}_{0a}}{r_{0a} - \mathbf{v}_{a0} \cdot \mathbf{r}_{0a}}, \quad (85)$$

$$\frac{\partial s_0}{\partial t} = 0, \quad (86)$$

where in all formulae we have neglected derivatives of the vector  $\mathbf{k}$ . Time derivatives of the parameter  $t^*$  are calculated from the definition  $t^* = t_0 - \mathbf{k} \cdot \mathbf{x}_0(t_0)$  and read

$$\frac{\partial t^*}{\partial t_0} = 1 - \mathbf{k} \cdot \mathbf{v}_0 + \frac{\mathbf{v}_0 \cdot \hat{\boldsymbol{\xi}}}{R}, \quad \frac{\partial t^*}{\partial t} = -\frac{\mathbf{v} \cdot \hat{\boldsymbol{\xi}}}{R}, \quad (87)$$

where the terms of order  $\hat{\boldsymbol{\xi}}/R$  in both formulae can be neglected as negligibly small.

Partial derivatives of the function  $B_a(s, s_0, t^*, \mathbf{k})$  defined by the integral (44) read as follows

$$\frac{\partial B_a}{\partial s} = \frac{1}{\sqrt{1 - v_a^2}} \frac{(1 - \mathbf{k} \cdot \mathbf{v}_a)^2}{r_a - \mathbf{k} \cdot \mathbf{r}_a}, \quad (88)$$

$$\frac{\partial B_a}{\partial s_0} = -\frac{1}{\sqrt{1-v_{0a}^2}} \frac{(1-\mathbf{k} \cdot \mathbf{v}_{a0})^2}{r_{0a}-\mathbf{k} \cdot \mathbf{r}_{0a}}, \quad (89)$$

$$\frac{\partial B_a}{\partial t^*} = -\int_{s_0}^s \frac{[1-\mathbf{k} \cdot \mathbf{v}_a(\zeta)]^2}{\sqrt{1-v_a^2(\zeta)}} \frac{d\zeta}{[t^*+\mathbf{k} \cdot \mathbf{x}_a(\zeta)-\zeta]^2}, \quad (90)$$

and the partial derivative  $\partial B_a/\partial k^i$  is not given since it is always multiplied by the time derivative of the vector  $k^i$  being negligibly small and, for this reason, omitted from the formalism. The integral (90) is not calculable analytically in general case. Integration by parts making use the transformation (47) brings the integral into the form

$$\frac{\partial B_a}{\partial t^*} = -\frac{1-\mathbf{k} \cdot \mathbf{v}_a}{\sqrt{1-v_a^2}} \left( \frac{1}{r_a-\mathbf{k} \cdot \mathbf{r}_a} - \frac{1}{r_{0a}-\mathbf{k} \cdot \mathbf{r}_{0a}} \right) + \int_{s_0}^s \frac{d}{d\zeta} \left[ \frac{1-\mathbf{k} \cdot \mathbf{v}_a(\zeta)}{\sqrt{1-v_a^2(\zeta)}} \right] \frac{d\zeta}{t^*+\mathbf{k} \cdot \mathbf{x}_a(\zeta)-\zeta}, \quad (91)$$

where the last term depends on accelerations of moving bodies. If we assume that the accelerations are small, or that each body has a constant velocity  $\mathbf{v}_a$ , the integral (90) can be approximated as

$$\frac{\partial B_a}{\partial t^*} = -\frac{1-\mathbf{k} \cdot \mathbf{v}_a}{\sqrt{1-v_a^2}} \left( \frac{1}{r_a-\mathbf{k} \cdot \mathbf{r}_a} - \frac{1}{r_{0a}-\mathbf{k} \cdot \mathbf{r}_{0a}} \right) + \dots \quad (92)$$

Residual terms, denoted by ellipses, can be calculated from the integral in (91) if one knows the explicit functional dependence of the body's velocities on time. One expects the magnitude of the residual term be so small that it is unimportant for the following discussion. The expression (92) will be used in section 7 for discussion of the gravitational shift of frequency by a moving gravitational lens.

## VII. DISCUSSION OF OBSERVABLE RELATIVISTIC EFFECTS

### A. Shapiro Time Delay in Binary Pulsars

#### 1. Approximation Scheme for Calculation of the Effect

Timing of binary pulsars is one of the most important methods of testing General Relativity in the strong gravitational field regime (Damour 1984, Damour & Schäfer 1991, Damour & Esposito-Farèse 1992, and references therein). Such an opportunity exists because of the possibility to measure in some binary pulsars the, so-called, post-Keplerian (PK) parameters of the pulsar's orbital motion. The PK parameters quantify different relativistic effects and can be analyzed using a theory-independent procedure in which the masses of the two stars are the only dynamic unknowns (Damour & Taylor 1992). Each of the PK parameters depends on the masses of orbiting stars in a different functional way; consequently, if three or more PK parameters can be measured, the overdetermined system can be used to test the gravitational theory.

Especially important for this test are binary pulsars on relativistic orbits visible nearly edge-on. In such systems observers can easily determine masses of orbiting stars measuring the "range" and "shape" of the Shapiro time delay in the propagation of the radio pulses from the pulsar to the observer independently of other relativistic effects. Perhaps, the most famous examples of the nearly edge-on binary pulsars are PSR B1855+09 and PSR B1534+12.

The sine of inclination angle,  $i$ , of the orbit of PSR B1855+09 to the line of sight makes up a value of about 0.9992 and the range parameter of the Shapiro effect reaches  $1.27 \mu\text{sec}$  (Kaspi *et al.* 1994). The corresponding quantities for PSR B1534+12 are 0.982 and  $6.7 \mu\text{sec}$  (Stairs *et al.* 1998). All binary pulsars emit gravitational waves, the fact which was confirmed with the precision of about 0.3% by Joe Taylor and collaborators (Taylor 1994). New achievements in technological development and continuous upgrading the largest radio telescopes extend our potential to measure with a higher precision the static part of the gravitational field of the binary system as well as the influence of the velocity-dependent terms in the metric tensor generated by the moving stars on propagation of radio signals from the pulsar to the observer. These terms produce an additional effect in timing observations which will reveal as a small excess to the range and shape of the known Shapiro delay making its representation more intricate. The effect under discussion can not be investigated within the post-Newtonian approximation (PNA) scheme even if the velocity-dependent terms in the metric tensor are taken into account (Klioner 1989, Wex 1996). This is because the PNA scheme does not treat properly all retardation effects in the propagation of the gravitational field.

In this section we present the exact Lorentz covariant theory of the Shapiro effect which includes, besides of the well known logarithm, corrections for the velocities of the pulsar and its companion. However, later on we shall restrict ourselves to terms which are linear with respect to the velocities. The matter is that due to the validity of the virial theorem in gravitational bound systems the terms being quadratic with respect to velocities are proportional to the gravitational potential of the system. It means that the proper treatment of quadratic with respect to velocity terms can be achieved only within the second post-Minkowskian approximation for the metric tensor which is not considered in the present paper.

The original idea of the derivation of the relativistic time delay in the *static* and *spherically symmetric* field of a self-gravitating body belongs to Irwin Shapiro (1964). Regarding binary pulsars the Shapiro time delay has been computed by Blandford & Teukolsky (1976) under the assumption of everywhere weak and *static* gravitational fields. Klioner (1989) and Wex (1997) calculated the Shapiro time delay in the gravitational field of uniformly moving bodies but without accounting for the retardation in the propagation of the gravitational field. The mathematical technique of the present paper allows to treat the relativistic time delay rigorously and account for all effects caused by the non-stationary part of the gravitational field of a binary pulsar, that is to find corrections of order  $v_a/c$ ,  $v_a^2/c^2$ , etc. to the static part of the Shapiro effect.

Let us assume that the origin of the coordinate system is at the barycentre of the a binary pulsar. Radio pulses are emitted rather close to the surface of the pulsar and the coordinates of the point of emission,  $\mathbf{x}_0$ , can be given by the equation

$$\mathbf{x}_0 = \mathbf{x}_p(t_0) + \mathbf{X}(t_0) , \quad (93)$$

where  $\mathbf{x}_p$  are the barycentric coordinates of the pulsar's center-of-mass, and  $\mathbf{X}$  are the barycentric coordinates of the point of emission both taken at the moment of emission of the radio pulse,  $t_0$ . At the moment of emission the spatial

orientation of the pulsar's radio beam is almost the same. Hence we shall assume that the vector  $\mathbf{X}$  is constant at every "time" when an emission of a radio pulse takes place <sup>8</sup>. In what follows the formula (50) plays the key role. However, before performing the integral in this formula it is useful to derive the relationship between retarded times  $s$  and  $s_0$  given by the expressions (11), (45). Subtracting the equation (45) from (11) and taking into account the relationship (42), we obtain

$$s - s_0 = R - r_a + r_{0a} + \Delta(t, t_0) , \quad (94)$$

where  $R = |\mathbf{R}|$ ,  $\mathbf{R} = \mathbf{x} - \mathbf{x}_0$ ,  $r_a = |\mathbf{x} - \mathbf{x}_a(s)|$ , and  $r_{0a} = |\mathbf{x}_0 - \mathbf{x}_a(s_0)|$ . We note that the point of observation,  $\mathbf{x}$ , is separated from the binary system by a very large distance  $R$ . Thus, the Taylor expansion of  $r_a$  with respect to the small parameter  $r_{0a}/R$  yields

$$r_a = |\mathbf{R} + \mathbf{x}_0 - \mathbf{x}_a(s)| = R + \mathbf{K} \cdot [\mathbf{x}_0 - \mathbf{x}_a(s)] + O\left(\frac{r_{0a}}{R}\right) , \quad (95)$$

where the unit vector  $\mathbf{K}$  is defined in (35). Using the approximation  $\mathbf{K} = -\mathbf{k} + O(G)$ , formula (94) is reduced to the form

$$s - s_0 = r_{0a} - \mathbf{k} \cdot \mathbf{r}_{0a} + \mathbf{k} \cdot [\mathbf{x}_a(s) - \mathbf{x}_a(s_0)] + O\left(\frac{r_{0a}}{R}\right) + O(G) , \quad (96)$$

which explicitly shows that the difference between the retarded times  $s$  and  $s_0$  is of the order of time interval being required for light to cross the binary system. It is this interval which is characteristic in the problem of propagation of light rays from the binary (or any other gravitationally bound) system to the observer at the Earth. The retarded time  $s$  taken along the light ray trajectory changes only a little during the entire process of propagation of light from the pulsar to the observer while the coordinate time  $t$  changes enormously.

In addition, we can show that time differences  $s - t_0$  and  $s_0 - t_0$  are also of the same order of magnitude as  $s - s_0$ . Indeed, from (45) and (96) we get for these increments

$$s_0 - t_0 = -\rho_{0a} - \boldsymbol{\rho}_{0a} \cdot \mathbf{v}_a + O(\mathbf{v}_a^2) + O(G) , \quad (97)$$

$$s - t_0 = -\mathbf{k} \cdot \boldsymbol{\rho}_{0a} - (\mathbf{k} \cdot \mathbf{v}_a) (\rho_{0a} + \mathbf{k} \cdot \mathbf{v}_a) + O(\mathbf{v}_a^2) + O(G) , \quad (98)$$

where  $\boldsymbol{\rho}_{0a} = \mathbf{x}_0 - \mathbf{x}_a(t_0)$ ,  $\rho_{0a} = |\boldsymbol{\rho}_{0a}|$ , and  $\mathbf{v}_a \equiv \mathbf{v}_a(t_0)$ . The relationships (97), (98) prove our previous statement and reveal that coordinates of bodies comprising the system and their time derivatives can be expanded in Taylor series

---

<sup>8</sup>More precisely, the coordinates of the point of emission are constant in the pulsar proper reference frame. The relativistic transformation from the proper reference frame of the pulsar to the barycentric coordinate system (Brumberg & Kopeikin 1989b, Damour *et al.* 1991) reveals that if the pulsar moves along the elliptic orbit the vector  $\mathbf{X}$  depends on time. However, this relativistic perturbation of the vector is of order  $(|\mathbf{X}|/c)(v_p^2/c^2)$  where  $v_p$  is a characteristic velocity of the pulsar with respect to the barycentre of the binary system. For a typical distance  $|\mathbf{X}| \simeq 50 \div 100$  km this is too small for being visible. Another reason for the time dependence of vector  $\mathbf{X}$  on time arises due to the effect of aberration (Smarr & Blandford 1976), the orbital pulsar parallax (Kopeikin 1995), and the bending delay (Doroshenko & Kopeikin 1995). These effects are also small and can be neglected in the formula for the Shapiro time delay.

around the time of emission of the radio signal  $t_0$  in powers of  $s - t_0$  and/or  $s_0 - t_0$ . Fig. 1 illustrates geometry of the mutual positions of the binary pulsar and the observer.

In what follows we concentrate on the derivation of the linear with respect to velocity of moving bodies corrections to the static part of the Shapiro delay. Calculations are realized using the expression (50) where the integral is already proportional to the ratio  $v_a/c$ . Hence, in order to perform the integration we take into account only first terms in the expansion of the integrand with respect to  $t_0$ . Then, the integral reads as

$$\int_{s_0}^s \ln(r_a - \mathbf{k} \cdot \mathbf{r}_a)(\mathbf{k} \cdot \dot{\mathbf{v}}_a) d\zeta = \mathbf{k} \cdot \dot{\mathbf{v}}_a(t_0) \int_{s_0}^s \ln[t^* + \mathbf{k} \cdot \mathbf{x}_a(t_0) - \zeta] d\zeta. \quad (99)$$

After this transformation the integral acquires table form and its calculation is rather trivial. Accounting for (96)-(98), the result of integration yields

$$\int_{s_0}^s \ln[t^* + \mathbf{k} \cdot \mathbf{x}_a(t_0) - \zeta] d\zeta = (r_{0a} - \mathbf{k} \cdot \mathbf{r}_{0a}) [\ln(r_{0a} - \mathbf{k} \cdot \mathbf{r}_{0a}) - 1] - (r_a - \mathbf{k} \cdot \mathbf{r}_a) \ln(r_a - \mathbf{k} \cdot \mathbf{r}_a) + O(\mathbf{v}_a), \quad (100)$$

where  $r_a$  and  $r_{0a}$  have the same meaning as in (94). The result (100) is multiplied by the radial acceleration of the gravitating body according to (99). Terms forming such a product can reach in a binary pulsar the maximal magnitude of order  $(Gm_a/c^3)(x/P_b)(v/c)$ , where  $x$  is the projected semimajor axis of the binary system expressed in light seconds, and  $P_b$  is its orbital period. For a binary pulsar like PSR B1913+16 the terms under discussion are about  $10^{-5} \mu\text{sec}$  - too small to be measured. For this reason, all terms depending on the acceleration of the pulsar and its companion will be omitted from the following considerations.

Let us note that coordinates of the  $a$ -th body taken at the retarded time  $s$  can be expanded in Taylor series in the neighborhood of time  $s_0$

$$\mathbf{x}_a(s) = \mathbf{x}_a(s_0) + \mathbf{v}_a(s_0)(s - s_0) + O[(s - s_0)^2], \quad (101)$$

or

$$\mathbf{x}_a(s) = \mathbf{x}_a(s_0) + \mathbf{v}_a (\rho_{0a} - \mathbf{k} \cdot \boldsymbol{\rho}_{0a}) + O(\mathbf{v}_a^2). \quad (102)$$

Making use of this expansion one can prove that the large distance,  $r_a$ , relates to the small one,  $r_{0a}$ , by the important relationship

$$r_a^2 - (\mathbf{k} \cdot \mathbf{r}_a)^2 = r_{0a}^2 - (\mathbf{k} \cdot \mathbf{r}_{0a})^2 - 2(\rho_{0a} - \mathbf{k} \cdot \boldsymbol{\rho}_{0a}) [\mathbf{v}_a \cdot \boldsymbol{\rho}_{0a} - (\mathbf{k} \cdot \boldsymbol{\rho}_{0a})(\mathbf{k} \cdot \mathbf{v}_a)] + O(\mathbf{v}_a^2). \quad (103)$$

Moreover,

$$r_{0a} + \mathbf{k} \cdot \mathbf{r}_{0a} = \rho_{0a} + \mathbf{k} \cdot \boldsymbol{\rho}_{0a} + \mathbf{v}_a \cdot \boldsymbol{\rho}_{0a} + (\mathbf{k} \cdot \mathbf{v}_a)\rho_{0a} + O(\mathbf{v}_a^2). \quad (104)$$

As a consequence we obtain

$$\frac{r_a - \mathbf{k} \cdot \mathbf{r}_a}{r_{0a} - \mathbf{k} \cdot \mathbf{r}_{0a}} = \frac{r_a^2 - (\mathbf{k} \cdot \mathbf{r}_a)^2}{r_{0a}^2 - (\mathbf{k} \cdot \mathbf{r}_{0a})^2} \frac{r_{0a} + \mathbf{k} \cdot \mathbf{r}_{0a}}{r_a + \mathbf{k} \cdot \mathbf{r}_a}, \quad (105)$$

which gives after making use of (103), (104) the following result

$$\frac{r_a - \mathbf{k} \cdot \mathbf{r}_a}{r_{0a} - \mathbf{k} \cdot \mathbf{r}_{0a}} = \frac{1 + \mathbf{k} \cdot \mathbf{v}_a}{r_a + \mathbf{k} \cdot \mathbf{r}_a} [\rho_{0a} + \mathbf{k} \cdot \boldsymbol{\rho}_{0a} - \mathbf{v}_a \cdot \boldsymbol{\rho}_{0a} + (\mathbf{k} \cdot \boldsymbol{\rho}_{0a})(\mathbf{k} \cdot \mathbf{v}_a)] + O(v_a^2) . \quad (106)$$

It is straightforward to prove that

$$r_a + \mathbf{k} \cdot \mathbf{r}_a = 2R + \mathbf{k} \cdot \mathbf{r}_a + O\left(\frac{r_a}{R}\right) , \quad (107)$$

where  $R = |\mathbf{R}|$  is the distance from the point of emission to the point of observation. This distance is expanded as

$$\mathbf{R} = \mathcal{R} + \mathbf{x}_E + \mathbf{w} - \mathbf{x}_p - \mathbf{X} , \quad (108)$$

where  $\mathcal{R}$  is the distance between the barycentres of the binary pulsar and the solar system,  $\mathbf{x}_E$  is the distance to the center of mass of the Earth,  $\mathbf{w}$  is the geocentric position of the radio telescope,  $\mathbf{x}_p$  are coordinates of the pulsar with respect to the barycentre of the binary system, and  $\mathbf{X}$  are coordinates of the point of emission of radio pulses with respect to the pulsar proper reference frame. The distance  $\mathcal{R}$  is gradually changing because of the proper motion of the binary system in the sky. It is well known that the proper motion of any star is small and, hence, can be neglected in relativistic corrections. All other distances in formula (108) are of order of annual and orbital parallaxes with respect to  $\mathcal{R}$ . Hence, when considering relativistic corrections the distance  $\mathbf{R}$  can be taken as a constant. Such an approximation is more than enough to put

$$\ln(r_a + \mathbf{k} \cdot \mathbf{r}_a) = \ln(2\mathcal{R}) + O\left(\frac{r_a}{R}\right) \simeq \text{const} , \quad (109)$$

where  $\mathcal{R} = |\mathcal{R}|$ . Constant terms are not directly observable in pulsar timing because they are absorbed in the initial rotational phase. For this reason, we shall omit the term  $\ln(r_a + \mathbf{k} \cdot \mathbf{r}_a)$  from the final expression for the Shapiro time delay.

Accounting for all approximations having been developed in this section we obtain from (50), (106), and (109)

$$\begin{aligned} \Delta(t, t_0) = & -2 \sum_{a=1}^N m_a \left\{ (1 - \mathbf{k} \cdot \mathbf{v}_a) \ln [\rho_{0a} + \mathbf{k} \cdot \boldsymbol{\rho}_{0a} - \mathbf{v}_a \cdot \boldsymbol{\rho}_{0a} + (\mathbf{k} \cdot \boldsymbol{\rho}_{0a})(\mathbf{k} \cdot \mathbf{v}_a)] + \mathbf{k} \cdot \mathbf{v}_a \right\} \\ & + O\left(\frac{Gm_a}{c^3} \frac{v_a^2}{c^2}\right) + O\left(\frac{Gm_a}{c^3} \frac{v_a}{c} \frac{x}{P_b}\right) + O\left(\frac{Gm_a}{c^3} \frac{r_a}{\mathcal{R}}\right) . \end{aligned} \quad (110)$$

This formula accomplishes our derivation of the Shapiro time delay in binary systems. It includes residual terms which have not been deduced by other authors<sup>9</sup>.

---

<sup>9</sup>Compare, for instance, formula (3) in the paper by Damour & Deruelle (1986)

Our approach clarifies the principal question why the post-Newtonian approximation was efficient for the correct calculation of the main term in the formula (110) for the Shapiro time delay in binary systems. We recall that the post-Newtonian theory operates with the instantaneous values of the gravitational potentials in the near zone of the gravitating system. However, we have shown that in terms of the retarded time argument the characteristic time for the process of propagation of light rays from the pulsar to observer corresponds to the interval of time being required for light to cross the system. During this time gravitational potentials can not change their numerical values too much because of the slow motion of the gravitating bodies. Thus, the post-Newtonian approximation works fairly well for finding the static part of the solution of the equations of light geodesics. However, it can not be used for taking into account perturbations of the light trajectory caused by the motion of massive bodies. It is worth emphasizing once again that our approach makes use of the post-Minkowskian approximation scheme for the calculation of gravitational potentials which accounts for all retardation effects in the motion of bodies by means of the *Liénard-Wiechert* potentials. In the post-Newtonian scheme coordinates of bodies depend on the coordinate time  $t$ . Thus, if we expand these coordinates around the time of emission of light,  $t_0$ , we get for a smooth function  $f[t, \mathbf{x}(t), \mathbf{x}_a(t)]$  a Taylor expansion which reads as follows

$$f[t, \mathbf{x}(t), \mathbf{x}_a(t)] = f[t, \mathbf{x}(t), \mathbf{x}_a(t_0)] + \frac{\partial f[t, \mathbf{x}(t), \mathbf{x}_a(t_0)]}{\partial x_a^i} v_a^i(t_0)(t - t_0) + \dots \quad (111)$$

This expansion is divergent if the time interval  $t - t_0$  exceeds the orbital period  $P_b$  of the gravitating system. Namely, for this reason the post-Newtonian scheme does not work if the time of integration of the equations of light propagation is bigger than the orbital period. On the other hand, the post-Minkowskian scheme gives potentials as functions of retarded argument  $s$ . Hence, if we expand coordinates of the bodies around  $t_0$  we get for the same function the following expansion

$$f[t, \mathbf{x}(t), \mathbf{x}_a(s)] = f[t, \mathbf{x}(t), \mathbf{x}_a(t_0)] + \frac{\partial f[t, \mathbf{x}(t), \mathbf{x}_a(t_0)]}{\partial x_a^i} v_a^i(t_0)(s - t_0) + \dots, \quad (112)$$

which always converges because the time difference  $s - t_0$  never exceeds the orbital period (see equation (98)). Nevertheless, the leading terms in the expansions (111) and (112) coincide exactly which indicates that the static terms in the solution of the equations of light propagation should be identical independently on what kind of approximation scheme is used for finding the metric tensor.

## 2. Shapiro Effect in the Parametrized Post-Keplerian Formalism

The parametrized post-Keplerian (PPK) formalism was defined by Damour & Deruelle (1986) and partially improved by Damour & Taylor (1992). It parametrizes the timing formula for binary pulsars in a general phenomeno-



logical way<sup>10</sup>. In order to update the PPK presentation of the Shapiro delay we use expression (110). A binary pulsar consists of two bodies - the pulsar (subindex "p") and its companion (subindex "c"). The emission of a radio pulse takes place very near to the surface of the pulsar, and according to (93) and the related discussion we approximate  $\mathbf{X} = X\mathbf{k}$ . In this approximation we get  $\boldsymbol{\rho}_{0a} = X\mathbf{k}$  and, as a consequence

$$\ln [\rho_{0p} + \mathbf{k} \cdot \boldsymbol{\rho}_{0p} - \mathbf{v}_a \cdot \boldsymbol{\rho}_{0p} + (\mathbf{k} \cdot \boldsymbol{\rho}_{0p})(\mathbf{k} \cdot \mathbf{v}_p)] = \ln(2X) = \text{const} . \quad (113)$$

Hence, the formula (110) for the Shapiro time delay can be displayed in the form

$$\begin{aligned} \Delta(t, t_0) = & -2m_c \left\{ (1 - \mathbf{k} \cdot \mathbf{v}_c) \ln [\rho_{0c} + \mathbf{k} \cdot \boldsymbol{\rho}_{0c} - \mathbf{v}_c \cdot \boldsymbol{\rho}_{0c} + (\mathbf{k} \cdot \boldsymbol{\rho}_{0c})(\mathbf{k} \cdot \mathbf{v}_c)] + \mathbf{k} \cdot \mathbf{v}_c \right\} \\ & - 2m_p [(1 - \mathbf{k} \cdot \mathbf{v}_p) \ln(2X) + \mathbf{k} \cdot \mathbf{v}_p] , \end{aligned} \quad (114)$$

where we have omitted residual terms for simplicity. It was shown in the paper by Kopeikin (1994) that any constant term multiplied by the dot product  $\mathbf{k} \cdot \mathbf{v}_p$  or  $\mathbf{k} \cdot \mathbf{v}_c$  is absorbed into the epoch of the first pulsar's passage through the periastron. Thus, we conclude that terms relating to the pulsar in the formula (114) and the last term in the curl brackets are not directly observable. For this reason, we shall omit them in what follows and consider only the Shapiro effect caused by the pulsar's companion. According to formula (93) we have

$$\boldsymbol{\rho}_{0c} = \mathbf{r} + X\mathbf{k} \quad , \quad \rho_{0c} = r + \frac{X}{r} \mathbf{k} \cdot \mathbf{r} + \dots , \quad (115)$$

where  $\mathbf{r} = \mathbf{x}_p(t_0) - \mathbf{x}_c(t_0)$  is the vector of relative position of the pulsar with respect to its companion,  $r = |\mathbf{r}|$ , and dots denote terms of higher order. Taking into account all previous remarks and omitting directly unobservable terms we conclude that the Shapiro delay assumes the form

$$\Delta(t, t_0) = -2m_c (1 - \mathbf{k} \cdot \mathbf{v}_c) \ln \left[ \left( 1 + \frac{X}{r} \right) (r + \mathbf{k} \cdot \mathbf{r}) - \mathbf{v}_c \cdot \mathbf{r} + (\mathbf{k} \cdot \mathbf{r})(\mathbf{k} \cdot \mathbf{v}_c) \right] . \quad (116)$$

In what follows only the case of the elliptic motion of the pulsar with respect to companion is of importance. The size and the shape of an elliptic orbit are characterized by the semi-major axis  $a_R$  and the eccentricity  $e$  ( $0 \leq e < 1$ ). The orientation in space of the plane of motion is defined by the inclination angle  $i$  and the longitude of the ascending node  $\Omega$ . For orientation of the orbit in the plane of motion one uses the argument of the pericentre  $\omega$ . More precisely, the orientation of the orbit is defined by three unit vectors  $(\mathbf{l}, \mathbf{m}, \mathbf{n})$  having coordinates (Damour & Deruelle 1986)

$$\begin{aligned} \mathbf{l} &= (\cos \Omega, \sin \Omega, 0) , \\ \mathbf{m} &= (-\cos i \sin \Omega, \cos i \cos \Omega, -\sin i) , \\ \mathbf{n} &= (\sin i \sin \Omega, -\sin i \cos \Omega, -\cos i) . \end{aligned} \quad (117)$$

---

<sup>10</sup>For comparison with other phenomenological timing models worked out by other researchers e.g., see Klioner & Kopeikin (1994)

The coordinates of the pulsar in the orbital plane are the radius vector  $\mathbf{r}$  and the true anomaly  $f$ . In terms of  $\mathbf{r}$  and  $f$  one has according to Damour & Deruelle (1986) (see also Brumberg (1991), chapter 1)

$$\mathbf{r} = r (\mathbf{P} \cos f + \mathbf{Q} \sin f) , \quad (118)$$

where the unit vectors  $\mathbf{P}$ ,  $\mathbf{Q}$  are defined by

$$\mathbf{P} = \mathbf{l} \cos \omega + \mathbf{m} \sin \omega , \quad \mathbf{Q} = -\mathbf{l} \sin \omega + \mathbf{m} \cos \omega . \quad (119)$$

The coordinate velocity of the pulsar's companion is given by

$$\mathbf{v}_c = -\frac{m_p}{M} \dot{\mathbf{r}} , \quad (120)$$

$$\dot{\mathbf{r}} = \left( \frac{GM}{p} \right)^{1/2} [-\mathbf{P} \sin f + \mathbf{Q} (\cos f + e)] , \quad (121)$$

where  $M = m_p + m_c$ ;  $p = a_R(1 - e^2)^{1/2}$  is the focal parameter, and  $m_p$  and  $m_c$  are the masses of the pulsar and its companion. Accounting for relationships

$$r = a_R(1 - e \cos u) , \quad r \cos f = a_R(\cos u - e) , \quad r \sin f = a_R(1 - e^2)^{1/2} \sin u , \quad (122)$$

where  $u$  is the eccentric anomaly relating to the time of emission  $t_0 \equiv T$  and the moment of the first passage of the pulsar through the periastron  $T_0$  by the Kepler transcendental equation

$$u - e \sin u = n_b(T - T_0) , \quad (123)$$

we obtain

$$\mathbf{k} \cdot \mathbf{r} = -a_R \sin i \left[ (\cos u - e) \sin \omega + (1 - e^2)^{1/2} \cos \omega \sin u \right] , \quad (124)$$

$$\mathbf{r} \cdot \mathbf{v}_c = -a_c a_R n_b e \sin u , \quad (125)$$

$$\mathbf{k} \cdot \mathbf{v}_c = a_c n_b (1 - e^2)^{-1/2} \sin i \left[ e \cos \omega + \frac{(\cos u - e) \cos \omega - (1 - e^2)^{1/2} \sin \omega \sin u}{1 - e \cos u} \right] . \quad (126)$$

Here  $a_c = a_R m_p / M$ , and  $n_b = (GM/a_R^3)^{1/2}$  is the orbital frequency related to the orbital period  $P_b$  by the equation  $n_b = 2\pi/P_b$ .

The set of equations given in this section allows to write down the Shapiro delay (116) in the form

$$\begin{aligned} \Delta_S(T) = & -\frac{2Gm_c}{c^3} \ln \left\{ 1 - e \cos u - \sin i \left[ \sin \omega (\cos u - e) + (1 - e^2)^{1/2} \cos \omega \sin u \right] \right. \\ & + \frac{2\pi}{\sin i} \frac{x}{P_b} \frac{m_p}{m_c} e \sin u - \frac{2\pi \sin i}{(1 - e^2)^{1/2}} \frac{x}{P_b} \left[ \sin \omega (\cos u - e) + (1 - e^2)^{1/2} \cos \omega \sin u \right] \times \\ & \left. \times \left[ e \cos \omega + \frac{(\cos u - e) \cos \omega - (1 - e^2)^{1/2} \sin \omega \sin u}{1 - e \cos u} \right] \right\} , \end{aligned} \quad (127)$$

where in front of the logarithmic function we have omitted the term of order  $(Gm/c^3)(v_c/c)$  which is negligibly small. The term of order  $X/r$  in the argument of the logarithm is also too small and is omitted. The magnitude of the velocity-dependent terms in the argument of the logarithm is of order  $10^{-3} \div 10^{-4}$ . They can be comparable with the main terms in the argument of the logarithm when the pulsar is near the superior conjunction with the companion and the orbit is nearly edge-on. This causes a small surplus distortion in the shape of the Shapiro effect which may be measurable in future timing observations when better precision and time resolution will be achieved. Unfortunately, existence of the, so-called, bending time delay (Doroshenko & Kopeikin 1995) may make observation of the velocity-dependent terms in the Shapiro time delay extremely hard.

## B. Moving Gravitational Lens

The theoretical study of astrophysical phenomena caused by a moving gravitational lens certainly deserves a fixed attention. Though effects produced by the motion of the lens are difficult to measure, they can give us an additional valuable information on the lens parameters. In particular, a lensing object moving across the line of sight should cause a redshift difference between multiple images of a background object like a quasar lensed by a galaxy, and a brightness anisotropy in the microwave background radiation (Birkinshaw 1989). Moreover, velocity-dependent terms in the equation of gravitational lens along with proper motion of the deflector can distort the shape and the amplitude of magnification curve observed in a microlensing event. Slowly moving gravitational lenses are ‘conventional’ astrophysical objects and effects caused by their motion are small and hardly detectable. However, a cosmic string, for example, may produce a noticeable observable effect if it has sufficient mass per unit length. Gradually increasing precision of spectral and photometric astronomical observations will make it possible to measure all these and other effects in a foreseeable future.

### 1. Gravitational Lens Equation

In this section we derive the equation of a moving gravitational lens for the case that the velocity  $\mathbf{v}_a$  of the  $a$ -th light-ray-deflecting mass is constant but without any other restrictions on its magnitude. This assumption simplifies calculations of all required integrals allowing to bring them to a manageable form. In what follows it is convenient to introduce two vectors  $\boldsymbol{\varsigma}_a = \mathbf{x}(s) - \mathbf{x}_a(s)$  and  $\boldsymbol{\varsigma}_{0a} = \mathbf{x}(2t_0 - s_0) - \mathbf{x}_a(s_0)$  (see Fig. 2 for more details on the geometry of lens). We also shall suppose that the length of vector  $\boldsymbol{\varsigma}_a$  is small compared to any of the distances:  $R = |\mathbf{x} - \mathbf{x}_0|$ ,  $r_a = |\mathbf{x} - \mathbf{x}_a(s)|$ , or  $r_{0a} = |\mathbf{x}_0 - \mathbf{x}_a(s_0)|$ . It is not difficult to prove by straightforward calculations that

$$\boldsymbol{\varsigma}_a = \mathbf{r}_a - \mathbf{k}r_a, \quad \boldsymbol{\varsigma}_{0a} = \mathbf{r}_{0a} + \mathbf{k}r_{0a}, \quad (128)$$

where, as in the other parts of the present paper, we accept  $\mathbf{r}_a = \mathbf{x} - \mathbf{x}_a(s)$  and  $\mathbf{r}_{0a} = \mathbf{x}_0 - \mathbf{x}_a(s_0)$ . From these equalities it follows that

$$\mathbf{k} \cdot \boldsymbol{\varsigma}_a = -\frac{d_a^2}{2r_a}, \quad \mathbf{k} \cdot \boldsymbol{\varsigma}_{0a} = \frac{d_{0a}^2}{2r_{0a}}, \quad (129)$$

and

$$r_{0a} - \mathbf{k} \cdot \mathbf{r}_{0a} = 2r_{0a} - \frac{d_{0a}^2}{2r_{0a}}, \quad (130)$$

where distances  $d_a = |\boldsymbol{\varsigma}_a|$  and  $d_{0a} = |\boldsymbol{\varsigma}_{0a}|$  are lengths of corresponding vectors. We can see as well that making use of the relationship (128) yields

$$r_a - \mathbf{v}_a \cdot \mathbf{r}_a = r_a(1 - \mathbf{k} \cdot \mathbf{v}_a) - \boldsymbol{\varsigma}_a \cdot \mathbf{v}_a = r_a(1 - \mathbf{k} \cdot \mathbf{v}_a) + O(v_a d_a), \quad (131)$$

and the last term can be neglected because of its smallness compared to the first one.

It is worth noting that the vector  $\boldsymbol{\varsigma}_a$  is approximately equal to the impact parameter of the light ray trajectory with respect to the position of the deflector at the retarded time  $s$ . Indeed, let us introduce the vectors  $\hat{\xi}^i = P_j^i x^j$  and  $\hat{\xi}_a^i = P_j^i x_a^j(s)$  which are lying in the plane being orthogonal to the unperturbed trajectory of light ray. Then, from the definitions (128), (129) one immediately derives the exact relationship

$$\hat{\xi} - \hat{\xi}_a = \boldsymbol{\varsigma}_a + \mathbf{k} \frac{d_a^2}{2r_a}, \quad (132)$$

from which follows

$$\boldsymbol{\varsigma}_a = \hat{\xi} - \hat{\xi}_a - \mathbf{k} \frac{d_a^2}{2r_a}, \quad (133)$$

and the similar relationships may be derived for  $\boldsymbol{\varsigma}_{0a}$ . It is worthwhile to note that

$$P_j^i r_a^j = P_j^i \varsigma_a^j = \xi^i - \xi_a^i, \quad (134)$$

and

$$r_a - \mathbf{k} \cdot \mathbf{r}_a = \frac{d_a^2}{2r_a} = \frac{|\hat{\xi} - \hat{\xi}_a|^2}{2r_a} + \frac{d_a^4}{8r_a^3}. \quad (135)$$

Thus, for the vectors  $\alpha^i$  and  $\beta^i$  introduced in (67), (37) and from the formulae (73)-(75)<sup>11</sup> one obtains

$$\alpha^i(\tau) = 4 \sum_{a=1}^N m_a \frac{1 - \mathbf{k} \cdot \mathbf{v}_a}{\sqrt{1 - v_a^2}} \frac{\hat{\xi}^i - \hat{\xi}_a^i}{|\hat{\xi} - \hat{\xi}_a|^2} + O\left(\frac{m_a v_a}{r_a}\right) + O\left(\frac{m_a d_a}{r_a^2}\right), \quad (136)$$

$$\beta^i(\tau) = -\frac{r_a}{R} \alpha^i(\tau) - \frac{2}{R} \sum_{a=1}^N \frac{m_a v_a^i}{\sqrt{1 - v_a^2}} \ln\left(\frac{|\hat{\xi} - \hat{\xi}_a|^2}{2r_a}\right) + O\left(\frac{m_a v_a}{r_a}\right) + O\left(\frac{m_a d_a}{r_a^2}\right), \quad (137)$$

---

<sup>11</sup>The integrals in (73)-(75) are identically zero because of our assumption that the velocities of the gravitating bodies are constant.

$$\beta^i(\tau_0) = -\frac{2}{R} \sum_{a=1}^N \frac{m_a v_a^i}{\sqrt{1-v_a^2}} \ln(2r_{0a}) + O\left(\frac{m_a v_a}{r_a}\right) + O\left(\frac{m_a d_a}{r_a^2}\right), \quad (138)$$

$$\gamma^i(\tau) = O\left(\frac{m_a}{r_a}\right), \quad (139)$$

where (by definition) the transverse velocity  $\nu_a^i = P_j^i v_a^j$  is the projection of the velocity of the  $a$ -th body onto the plane being orthogonal to the unperturbed light trajectory.

Let us introduce the new operator of projection onto the plane which is orthogonal to the vector  $\mathbf{K}$

$$\mathcal{P}^{ij} = \delta^{ij} - K^i K^j. \quad (140)$$

It is worth emphasizing that the operator  $\mathcal{P}^{ij}$  differs from  $P^{ij} = \delta^{ij} - k^i k^j$  by the relativistic corrections because of the relation (36) between the vectors  $\mathbf{k}$  and  $\mathbf{K}$ . We define a new impact parameter  $\xi^i = \mathcal{P}_j^i x^j = \mathcal{P}_j^i x_0^j$  of the unperturbed light trajectory with respect to the direction defined by the vector  $\mathbf{K}$ . The old impact parameter  $\hat{\xi}$  differs from the new one  $\xi$  by relativistic corrections. The direction of the perturbed light trajectory at the point of observation is determined by the unit vector  $\mathbf{s}$  according to equation (63). We use that definition to draw a straight line originating from the point of observation and directed along the vector  $\mathbf{s}$  up to the point of intersection with the lens plane (see Fig 3). The line is parametrized through the parameter  $\lambda$  and its equation is given by

$$x^i(\lambda) = x^i(t) + s^i (\lambda - t), \quad (141)$$

where  $\lambda$  should be understood as the running parameter,  $t$  is the value of the parameter  $\lambda$  fixed at the moment of observation, and  $x^i(t)$  are the spatial coordinates of the point of observation. On the other hand, the coordinates of the point  $x^i(\lambda)$  can be defined also as

$$x^i(\lambda) = x_a^i(s) + \eta^i - \xi_a^i, \quad (142)$$

where  $\eta^i = \mathcal{P}_j^i x^j(\lambda)$  is the perturbed value of the impact parameter  $\xi^i$  caused by the influence of the gravitational field of the lens  $m_a$ . When the line (141) intersects the lens plane the numerical value of  $\lambda$  up to corrections of order  $O(d_a/r_a)$  is equal to that of the retarded time  $s$  defined by equation (11). It means that at the lens plane  $\lambda - t \simeq -r_a$ . Accounting for this note, and applying the operator of projection  $\mathcal{P}_{ij}$  to the equation (141), we obtain

$$\eta^i = \xi^i - [\alpha^i(\tau) + \beta^i(\tau) - \beta^i(\tau_0) + \gamma^i(\tau)] r_a. \quad (143)$$

Finally, making use of the relationships (136)-(138), the equation of gravitational lens in vectorial notations reads as follows

$$\boldsymbol{\eta} = \boldsymbol{\xi} - \frac{r_a r_{0a}}{R} \boldsymbol{\alpha}(\boldsymbol{\xi}) + \frac{r_a}{R} \boldsymbol{\kappa}(\boldsymbol{\xi}), \quad (144)$$

where

$$\boldsymbol{\alpha}(\boldsymbol{\xi}) = 4 \sum_{a=1}^N m_a \frac{1 - \mathbf{k} \cdot \mathbf{v}_a}{\sqrt{1 - v_a^2}} \frac{\boldsymbol{\xi}^i - \xi_a^i}{|\boldsymbol{\xi} - \boldsymbol{\xi}_a|^2}, \quad (145)$$

$$\boldsymbol{\kappa}(\boldsymbol{\xi}) = 2 \sum_{a=1}^N \frac{m_a \nu_a^i}{\sqrt{1 - v_a^2}} \ln \left( \frac{|\boldsymbol{\xi} - \boldsymbol{\xi}_a|^2}{2 r_a r_{0a}} \right). \quad (146)$$

It is not difficult to realize that the third term on the right hand side of the equation (144) is  $(d_a/r_{0a})(\nu_a/c)$  times smaller than the second one. For this reason we are allowed to neglect it to represent the equation of gravitational lensing in its conventional form (Schneider *et al.* 1992, Zakharov & Sazhin 1998)

$$\boldsymbol{\eta} = \boldsymbol{\xi} - \frac{r_a r_{0a}}{R} \boldsymbol{\alpha}(\boldsymbol{\xi}), \quad (147)$$

where  $\boldsymbol{\alpha}(\boldsymbol{\xi})$  is given by (145). It is worthwhile emphasizing that although the assumption of constant velocities of particles  $\mathbf{v}_a$  was made, the equation (147) is actually valid for arbitrary field of velocities under condition that the accelerations of bodies are small and can be neglected.

It is useful to compare the expression for the angle of deflection  $\alpha^i$  given in equation (145) with that derived in our previous work (Kopeikin *et al.* 1998). In that paper we have considered different aspects of astrometric and timing effects of gravitational waves from localized sources. The gravitational field of the source was described in terms of static monopole, spin dipole, and time-dependent quadrupole moments. Time delay and the angle of light deflection  $\alpha^i$  in case of gravitational lensing were obtained in the following form (Kopeikin *et al.* 1999)

$$t - t_0 = |\mathbf{x} - \mathbf{x}_0| - 4\psi + 2\mathcal{M} \ln(4rr_0), \quad \alpha_i = 4 \hat{\partial}_i \psi, \quad (148)$$

where the partial ('projective') derivative reads  $\hat{\partial}_i \equiv P_i^j \partial / \partial \xi^j$ , and  $r$  and  $r_0$  are distances from the lens to observer and the source of light respectively. The quantity  $\psi$  is the, so-called, gravitational lens potential (Schneider *et al.* 1992) having the form

$$\psi = \left[ \mathcal{M} - \epsilon_{j pq} k^p \mathcal{S}^q \hat{\partial}_j + \frac{1}{2} \mathcal{I}^{pq}(t^*) \hat{\partial}_{pq} \right] \ln |\boldsymbol{\xi}|, \quad (149)$$

and  $\epsilon_{j pq}$  is the fully antisymmetric Levi-Civita symbol. The expression (149) includes the explicit dependence on the static mass  $\mathcal{M}$ , spin  $\mathcal{S}^i$ , and time-dependent quadrupole moment  $\mathcal{I}^{ij}$  of the deflector taken at the moment  $t^*$  of the closest approach of the light ray to the origin of the coordinate system which was chosen at the center of mass of the isolated system emitting gravitational waves so that the dipole moment  $\mathcal{I}^i$  of the system equals to zero identically. It generalizes the result obtained independently by Kopeikin (1997) in the case of a stationary gravitational field of the deflector for the gravitational lens potential which is a function of time. In case of the isolated astronomical system of  $N$  bodies the multipole moments are defined in the Newtonian approximation as follows

$$\mathcal{M} = \sum_{a=1}^N m_a, \quad \mathcal{I}^i = \sum_{a=1}^N m_a x_a^i, \quad \mathcal{S}^i = \sum_{a=1}^N m_a (\mathbf{x}_a \times \mathbf{v}_a)^i, \quad \mathcal{I}_{ij} = \sum_{a=1}^N m_a \left( x_a^i x_a^j - \frac{1}{3} \mathbf{x}_a^2 \delta^{ij} \right), \quad (150)$$

where the symbol ‘ $\times$ ’ denotes the usual Euclidean cross product and, what is more important, coordinates and velocities of all bodies are taken at one and the same instant of time. In the rest of this section we assume that the origin of coordinate frame is chosen at the barycentre of the gravitational lens system. It means that

$$\mathcal{I}^i(t) = \sum_{a=1}^N m_a x_a^i(t) = 0, \quad \text{and} \quad \dot{\mathcal{I}}^i(t) = \sum_{a=1}^N m_a v_a^i(t) = 0. \quad (151)$$

Now it is worthwhile to note that coordinates of gravitating bodies in (145) are taken at different instants of retarded time defined for each body by the equation (11). In the case of gravitational lensing all these retarded times are close to the moment of the closest approach  $t^*$  and we are allowed to use the Taylor expansion of the quantity

$$\sum_{a=1}^N m_a x_a^i(s) = \sum_{a=1}^N m_a x_a^i(t^*) + \sum_{a=1}^N m_a v_a^i(t^*)(s - t^*) + O[(s - t^*)^2]. \quad (152)$$

Remembering that retarded time  $s$  is defined by equation (11), the moment of the closest approach is given by the relationship

$$t^* = t - \mathbf{k} \cdot \mathbf{x} = t - \mathbf{k} \cdot \mathbf{r}_a - \mathbf{k} \cdot \mathbf{x}_a(s), \quad (153)$$

and accounting for (135), we obtain

$$s - t^* = \mathbf{k} \cdot \mathbf{x}_a(s) - \frac{d_a^2}{2r_a} \simeq \mathbf{k} \cdot \mathbf{x}_a(t^*) + O\left(\frac{d_a}{r_a}\right) + O\left(\frac{v_a}{c}\right). \quad (154)$$

Finally, we conclude that

$$\sum_{a=1}^N m_a x_a^i(s) = \sum_{a=1}^N m_a v_a^i(t^*)[\mathbf{k} \cdot \mathbf{x}_a(t^*)] + \dots, \quad (155)$$

where ellipses denote terms of higher order of magnitude, and where the equation (151) has been used.

Let us assume that the impact parameter  $\xi^i$  is always larger than the distance  $\xi_a^i$ . Then making use of the Taylor expansion of the right hand side of equation (145) with respect to  $\xi_a^i$  one can prove that the deflection angle  $\alpha^i$  is represented in the form

$$\alpha_i = 4\hat{\partial}_i \Psi, \quad (156)$$

where the potential  $\Psi$  is given as follows

$$\begin{aligned} \Psi = & \left\{ \sum_{a=1}^N m_a - \mathbf{k} \cdot \sum_{a=1}^N m_a \mathbf{v}_a(s) - \sum_{a=1}^N m_a x_a^j(s) \hat{\partial}_j + \right. \\ & \left. \mathbf{k} \cdot \sum_{a=1}^N m_a \mathbf{v}_a(s) x_a^j(s) \hat{\partial}_j + \frac{1}{2} \sum_{a=1}^N m_a x_a^p(s) x_a^q(s) \hat{\partial}_{pq} \right\} \ln |\boldsymbol{\xi}| + \dots, \end{aligned} \quad (157)$$

and ellipses again denote terms of higher order of magnitude. Expanding all terms in this formula with respect to the time  $t^*$ , noting that the second ‘projective’ derivative  $\hat{\partial}_{pq}$  is traceless, and taking into account the relationship (155), the center-of-mass conditions (151), the definitions of multipole moments (150), and the vector equality

$$x_a^i(\mathbf{k} \cdot \mathbf{v}_a) - v_a^i(\mathbf{k} \cdot \mathbf{x}_a) = (\mathbf{k} \times (\mathbf{x}_a \times \mathbf{v}_a))^i, \quad (158)$$

we find out that with necessary accuracy the gravitational lens potential is given by  $\Psi = \psi$ <sup>12</sup>. Hence, the gravitational lens formalism elaborated in this paper gives the same result for the angle of deflection of light as it is shown in formulae (148), (149).

## 2. Gravitational Shift of Frequency

We assume that the velocity  $\mathbf{v}_a$  of each body comprising the lens is constant. The calculation of the gravitational shift of frequency by a moving gravitational lens is performed by making use of equation (77). In case of gravitational lensing derivatives of proper times of the source of light and observer with respect to coordinate time are extremely small and can be neglected. Accounting for identities (86), (87), and neglecting derivatives of function  $B_a$  with respect to vector  $\mathbf{k}$  we obtain for the frequency shift

$$\frac{\delta\nu}{\nu} = \frac{1 + \mathbf{K} \cdot \mathbf{v} - 2 \sum_{a=1}^N m_a \frac{\partial s}{\partial t} \frac{\partial B_a(s, s_0, t^*, \mathbf{k})}{\partial s}}{1 + \mathbf{K} \cdot \mathbf{v}_0 + 2 \sum_{a=1}^N m_a \left[ \frac{\partial s}{\partial t_0} \frac{\partial}{\partial s} + \frac{\partial s_0}{\partial t_0} \frac{\partial}{\partial s_0} + \frac{\partial t^*}{\partial t_0} \frac{\partial}{\partial t^*} \right] B_a(s, s_0, t^*, \mathbf{k})} - 1, \quad (160)$$

where  $\delta\nu = \nu - \nu_0$ . After taking partial derivatives using the relationships (83)-(92), the expansions (130), (131), (135), and neglecting terms of order  $d_a/r_a$ ,  $m_a/r_a$ ,  $m_a/r_{0a}$ , and reduction of similar terms, one gets

$$\frac{\delta\nu}{\nu} = \frac{1 + \mathbf{K} \cdot \mathbf{v} + 4 \sum_{a=1}^N m_a \frac{1 - \mathbf{k} \cdot \mathbf{v}_a}{\sqrt{1 - v_a^2}} \frac{(\mathbf{k} \times \mathbf{v}) \cdot (\mathbf{k} \times \mathbf{r}_a)}{|\boldsymbol{\xi} - \boldsymbol{\xi}_a|^2}}{1 + \mathbf{K} \cdot \mathbf{v}_0 + 4 \sum_{a=1}^N m_a \frac{1 - \mathbf{k} \cdot \mathbf{v}_0}{\sqrt{1 - v_a^2}} \frac{(\mathbf{k} \times \mathbf{v}_a) \cdot (\mathbf{k} \times \mathbf{r}_a)}{|\boldsymbol{\xi} - \boldsymbol{\xi}_a|^2}} - 1. \quad (161)$$

This formula is exact with respect to Lorentz transformations and can be applied for arbitrary large velocities. In case of slow motion approximation the equation (161) can be further simplified by expansion with respect to powers of  $v/c$ . Neglecting terms of order  $v^4/c^4$  and  $(m_a/d_a)(v^2/c^2)$ , this yields

---

<sup>12</sup>If we suppose that the dipole moment of the lens  $\mathcal{I}^i$  is not equal to zero, then the expression for the gravitational lens potential  $\psi$  assumes the form

$$\psi = \left[ \mathcal{M} - \mathcal{I}^i(t^*) \hat{\partial}_i - (\mathbf{k} \times \mathcal{S})^i \hat{\partial}_i + \frac{1}{2} \mathcal{I}^{ij}(t^*) \hat{\partial}_{ij} \right] \ln |\boldsymbol{\xi}|, \quad (159)$$

where the impact parameter  $\boldsymbol{\xi} = \mathbf{x}(t) - \mathbf{X}(\hat{t})$ , and  $\mathbf{X}^i(\hat{t}) = \mathcal{M}^{-1} \mathcal{I}^i(\hat{t})$  are coordinates of the center of mass of the lens taken at the moment of the closest approach of the light ray to the lens. Scrutiny examination of the multipole structure of the shape of the curves of the constant value of  $\psi$  in cosmological gravitational lenses (Kaiser & Squires 1993, Bartelmann 1996) may reveal the presence of dark matter in the lens and identify the position of its center of mass, velocity and density distribution which can be compared with analogous characteristics of luminous matter in the lens. In case of the transparent gravitational lens the expression for the gravitational lens potential in terms of transverse-traceless (TT) internal and external multipole moments can be found in (Kopeikin 1997).



$$\frac{\delta\nu}{\nu} = \mathbf{K} \cdot (\mathbf{v} - \mathbf{v}_0) [1 - \mathbf{K} \cdot \mathbf{v}_0 + (\mathbf{K} \cdot \mathbf{v}_0)^2] + 4 \sum_{a=1}^N m_a \frac{(\mathbf{k} \times (\mathbf{v} - \mathbf{v}_a)) \cdot (\mathbf{k} \times \mathbf{r}_a)}{|\boldsymbol{\xi} - \boldsymbol{\xi}_a|^2}. \quad (162)$$

The first term on the right hand side of this formula is the usual Doppler shift of frequency caused by the motion of the observer and the source of light. The last term on the right hand side of (162) describes the gravitational shift of frequency caused by the time-dependent gravitational deflection of light rays. We would like to emphasize that the static gravitational lens does not lead to the gravitational shift of frequency which appears only if the relative transverse velocity of the lens with respect to observer is not equal to zero.

Let us assume that the lens is comprised of an ensemble of  $N$  point-like particles each moving with (time-dependent) velocity  $\mathbf{v}_a$  with respect to the origin of the coordinate system chosen at the barycentre of the lensing object. The velocity  $\mathbf{V}$  of the center-of-mass of the gravitational lens is defined as the first time derivative of the dipole moment  $\mathcal{I}^i$  of the lens shown in (150), that is

$$V^i = \frac{dX^i}{dt} = \frac{1}{\mathcal{M}} \sum_{a=1}^N m_a v_a^i. \quad (163)$$

Using this definition we can re-write the gravitational shift of frequency in equation (162) as follows

$$\left( \frac{\delta\nu}{\nu} \right)_{gr} = \left[ \mathcal{M}(v^i - V^i) \hat{\partial}_i - v^i \mathcal{I}^j \hat{\partial}_{ij} + \frac{1}{2} \hat{\mathcal{I}}^{ij} \hat{\partial}_{ij} \right] \ln |\boldsymbol{\xi}|. \quad (164)$$

One sees that, in general, not only the translational motion of the lens with respect to observer generates the gravitational shift of frequency but also the time-dependent part of the quadrupole moment of the lens. Besides this, we emphasize that the motion of observer with respect to the solar system barycentre should produce periodic annual changes in the observed spectra of images of background sources in cosmological gravitational lenses. This is because of the presence of time-dependent barycentric velocity  $\mathbf{v}$  of observer in equation (164). The same effect may bring about the small scale variations of the temperature of the CMB radiation in the sky caused by the gravitational lens effect on clusters of galaxies. However, it will be challenging to observe this effect because of its smallness.

It is remarkable that formula (164) can be represented in extremely simple form as the first time derivative of the gravitational lens potential (159). Specifically, it is proved that

$$\left( \frac{\delta\nu}{\nu} \right)_{gr} = 4 \frac{d\psi}{dt}, \quad (165)$$

where we have assumed that  $dt^*/dt \simeq 1$ . The formula (165) is a direct consequence of the equation (148) for the time delay in gravitational lensing. It is physically meaningful and reflects the fact that the gravitational shift of frequency can be induced if and only if the gravitational lens potential is a function of time. The simple relationship (165) can be compared to the result of the calculations by Birkinshaw & Gull (1984, equation 9). We have checked that the derivation of the corresponding formula given by Birkinshaw & Gull (1984) cited by Birkinshaw (1989) is misleading and leads to an invalid answer.<sup>13</sup> For this reason, numerical simulations of the CMB anisotropies by

---

<sup>13</sup>First of all, the calculations of Birkinshaw & Gull (1984) are based on a phenomenological approach rather than on rigorous

moving gravitational lenses carried out by Aghanin *et al.* (1998), can not be considered as convincing.

### C. General Relativistic Astrometry in the Solar System

#### 1. Theoretical Background

For a long time the basic theoretical principles of general relativistic astrometry in the solar system were based on using the post-Newtonian approximate solution of Einstein equations (Brumberg 1972, 1991; Soffel 1989, Will 1993). The metric tensor of the post-Newtonian solution is an instantaneous function of coordinate time  $t$ . It depends on the field point,  $\mathbf{x}$ , the coordinates,  $\mathbf{x}_a(t)$ , and velocities,  $\mathbf{v}_a(t)$ , of the gravitating bodies and is valid only inside the near zone of the solar system because of the expansion of retarded integrals with respect to the small parameter  $v_a/c$  (Fock 1959). This expansion restricts the domain of validity for which the propagation of light rays can be considered from the mathematical point of view in a self-consistent manner by the boundary of the near zone. Finding a solution of the equations of light propagation (19) in the near zone is achieved by means of expanding positions and velocities of, e.g., the solar system bodies in Taylor series around some fixed instant of time, their substitution into the equations of motion, and the subsequent integration with respect to time. Such an approach is theoretically well justified for a proper description of radar (Reasenberg *et al.* 1979) and lunar laser (Williams *et al.* 1996) ranging experiments, and the interpretation of the Doppler tracking of satellites (Bertotti *et al.* 1998). The only problem arising in the approach under discussion is how to determine that fiducial instant of time to which coordinates and velocities of gravitating bodies should be anchored. Actually the answer on this question is dimmed if one works in the framework of the post-Newtonian approximation scheme. One of the reasonable choices is to fix coordinates and velocities of the body at the moment of the closest approach of light ray to it. Such an assumption was used by Hellings (1986) and put on more firm ground by Klioner & Kopeikin (1992) proving that it minimizes the magnitude of residual terms of the post-Newtonian solution of the equations of light propagation.

However, the post-Newtonian approach has stringent limitations when applied to the integration of equations of light propagation in the case when the light-ray-perturbing gravitating system is not in a steady state and the points of emission,  $\mathbf{x}_0$ , and observation,  $\mathbf{x}$ , of light are separated by the distance which is much larger than the characteristic (Keplerian) time of the system. The first limitation comes from the fact that the general post-Newtonian expansion

---

mathematical consideration. Secondly, the formula for  $\delta\nu/\nu$  derived by Birkinshaw & Gull (1984) contains two angles which are defined as those between the lens velocity vector  $\mathbf{V}$  and the direction to the lens, and between the lens velocity vector and the emerging light ray  $\mathbf{k}$  both projected onto the plane orthogonal to the direction to the lens. Such definitions of angles obviously indicate that  $\delta\nu/\nu$  must depend quadratically on the velocity of the lens but the corresponding formula of Birkinshaw & Gull (1984) is linear with respect to the velocity being in apparent contradiction to the frequency shift's definition. Actually, Birkinshaw & Gull (1984) have confused the azimuthal angle in the plane of the sky with that between the projected values of vectors  $\mathbf{k}$  and  $\mathbf{V}$ . The dependence of their result for  $\delta\nu/\nu$  on the azimuthal angle is in contradiction to the covariant definition of the frequency shift which can not depend on the orientation of coordinate system in the plane of the sky.

of the metric tensor diverges as the distance  $r$  from the system increases (see, for instance, Ohta *et al.* 1973, Anderson & Decanio 1975, Damour & Schäfer 1985). Usually this fact has been ignored by previous researches who used for the integration of the equations of light rays the following form of the metric tensor

$$g_{00}(t, \mathbf{x}) = -1 + \frac{2U(t, \mathbf{x})}{c^2} + O(c^{-4}) , \quad (166)$$

$$g_{0i}(t, \mathbf{x}) = -\frac{4U^i(t, \mathbf{x})}{c^3} + O(c^{-5}) , \quad (167)$$

$$g_{ij}(t, \mathbf{x}) = \delta_{ij} \left[ 1 + \frac{2U(t, \mathbf{x})}{c^2} \right] + O(c^{-4}) , \quad (168)$$

where the instantaneous, Newtonian-like potentials are given by the expressions

$$U(t, \mathbf{x}) = \sum_{a=1}^N \frac{m_a}{|\mathbf{x} - \mathbf{x}_a(t)|} , \quad (169)$$

$$U^i(t, \mathbf{x}) = \sum_{a=1}^N \frac{m_a v_a^i(t)}{|\mathbf{x} - \mathbf{x}_a(t)|} , \quad (170)$$

and all terms describing high-order multipoles have been omitted<sup>14</sup>. From a purely formal point of view the expressions (166)-(168) are not divergent when the distance  $r$  approaches infinity but residual terms in the metric tensor are. It means that the post-Newtonian metric can not be used for finding solutions of equations of light propagation if the distance  $r$  is larger some specific value  $r_0$ . This spatial divergency of the metric tensor relates to the fact that the expressions (166)-(168) represent only the near-zone expansion of the metric and say nothing about the behavior of the metric in the far-zone (Fock 1959, Ehlers *et al.* 1976, Damour & Schäfer 1985). The distance  $r_0$  bounding the near-zone is about the characteristic wavelength of the gravitational radiation emitted by the system. If we assume that the main bulk of the gravitational radiation emitted by the solar system is produced by the orbital motion of Jupiter, the distance  $r_0$  does not exceed 3 pc. Almost all extra-solar luminous objects visible in the sky lie far beyond this distance. From this point of view, the results of integration of the equations of light propagation from stars of our galaxy and extra-galactic objects having been performed previously by different authors on the premise of the implementation of metric tensor (166)-(168) can not be considered as rigorous and conclusive.

The second limitation for the application of the near-zone expansion of the metric tensor relates to the retarded character of the propagation of the gravitational interaction. The expressions (166)-(168) are instantaneous functions of time and do not show this property at all. At the same time the post-Newtonian metric can be still used for integration of equations of light rays, at least from the formal point of view. However, we may expect that the

---

<sup>14</sup>More details about how to integrate the equations of light propagation accounting for high-order multipoles can be found in the paper of Klioner & Kopeikin (1992).

trajectory of light ray obtained by solving the equations of propagation of light using the instantaneous potential will deviate from that obtained using the metric perturbations expressed as *Liénard-Wiechert* potentials. Such a deviation can be, in principle, so large that the error might be comparable with the main term of relativistic deflection of light and/or time delay. None of the methods of integration attempted so far contains error estimates in a precise mathematical sense; at best, errors have been roughly estimated using matched asymptotic technique (Klioner & Kopeikin 1992). None of other previous authors have ever tried to develop a self-consistent approach for calculation of the errors. One more problem relates to the method of performing time integration of the instantaneous potentials along the unperturbed trajectory of the light ray. This is because coordinates and velocities of bodies are functions of time. Even in the case of circular orbits we have a problem of solving integrals of the type

$$\int_{t_0}^t U(t, \mathbf{x}) dt = \sum_{a=1}^N m_a \int_{t_0}^t \frac{dt}{|\mathbf{x}_0 + \mathbf{k}(t - t_0) - A_a [\mathbf{e}_1 \sin(\omega_a t) + \mathbf{e}_2 \cos(\omega_a t)]|} , \quad (171)$$

where  $A_a$  and  $\omega_a$  are the radius and the angular frequency of the orbit of the  $a$ -th body respectively, and  $\mathbf{e}_1, \mathbf{e}_2$  are the unit orthogonal vectors lying in the orbital plane. The given integral can not be performed analytically and requires the application of numerical methods. In case of elliptical motion calculations will be even more complicated.

Implicitly, it was usually assumed that the main contribution to the integral (171) comes from that part of the trajectory of light ray which passes nearby the body deflecting light rays so that one is allowed to fix the position of the body at some instant of time which is close to the moment of the closest approach of the light ray to the body. However, errors of such an approximation usually were never disclosed except for the attempt made by Klioner & Kopeikin (1992). From this point of view it is not obvious that one can use the Taylor expansion of coordinates and velocities of the solar system bodies with respect to time in order to perform the integration of light ray equations with better precision.

Regarding this difficulty Klioner & Kopeikin (1992) have used a matched asymptotic technique for finding the perturbed trajectory of the light ray going to the solar system from a very remote source of light like a pulsar or a quasar. The whole space-time was separated in two domains - the near and far zones lying correspondingly inside and outside of the distance  $r_I$  being approximately equal to the characteristic length of gravitational waves emitted by the solar system. The internal solution of the equations of light rays within the near zone have been obtained by expanding coordinates and velocities of the bodies in Taylor time series and then integrating the equations. The external solution of the equations has been found by decomposing the metric tensor in gravitational multipoles and accounting only for the first monopole term which corresponds mainly to the static, spherically symmetric field of the Sun. A global solution was obtained by matching of the internal and external solutions at the buffer region in order to reach the required astrometric accuracy of  $1 \mu\text{arcsec}$ . The approach we have used sounds reasonable and may be used in theoretical calculations. However, it does not help very much to give a final answer to the question at which moment of time one has to fix positions and velocities of bodies when integrating equations of light propagation inside the near zone. In addition, the approach under consideration does not give any recipe how to integrate equations of

light propagation in the external domain of space (beyond  $r_I$ ) if the higher, time-dependent gravitational multipoles should be taken into account and what magnitude of the perturbative effects one might expect. In any case, the global solution obtained by the matched asymptotic technique consists of two pieces making the visualization of the light ray trajectory obscure and the astrometric implementation more difficult.

For these reasons we do not rely in this section upon the technique developed by Klioner & Kopeikin (1992) but resort to the method of integration of light ray equations based on the usage of the *Liénard-Wiechert* potentials. This method allows to construct a smooth and unique global solution of the light propagation equations from arbitrary distant source of light to observer located in the solar system. We are able to handle the integration of the equations more easily and can easily estimate the magnitude of all residual terms. Proceeding in this way we also get a unique prediction for that moment of time at which coordinates and positions of gravitating bodies should be fixed just as the location of observer is known. We shall consider three kinds of observations - pulsar timing, very long baseline interferometry (VLBI) of quasars, and optical astrometric observations of stars.

## 2. Pulsar Timing

The description of the timing formula is based on the usage of equations (42) and (43). Taking in the equation (43) terms up to the order  $v_a/c$  inclusively, we obtain

$$B_a(s, s_0) = -\ln \left[ \frac{r_a(s) - \mathbf{k} \cdot \mathbf{r}_a(s)}{r_a(s_0) - \mathbf{k} \cdot \mathbf{r}_a(s_0)} \right] - \int_{s_0}^s \frac{\mathbf{k} \cdot \mathbf{v}_a(\zeta) d\zeta}{t^* + \mathbf{k} \cdot \mathbf{x}_a(\zeta) - \zeta} + O\left(\frac{v_a^2}{c^2}\right), \quad (172)$$

where the retarded times  $s$  and  $s_0$  should be calculated from equations (11) and (45) respectively,  $\mathbf{r}_a(s) = \mathbf{x} - \mathbf{x}_a(s)$ ,  $\mathbf{r}_a(s_0) = \mathbf{x}_0 - \mathbf{x}_a(s_0)$ , and we assume that the observation is made at the point with spatial barycentric coordinates  $\mathbf{x}$  at the instant of time  $t$ , and the pulsar's pulse is emitted at the moment  $t_0$ .

In principle, the first term in this formula is enough to treat the timing data for any pulsar with accuracy required for practical purposes. The denominator in the argument of the logarithmic function is  $r_a(s_0) - \mathbf{k} \cdot \mathbf{r}_a(s_0) \simeq 2R$ , where  $R$  is the distance between the barycentre of the solar system and the pulsar. The logarithm of  $2R$  is a function which is nearly constant and may have a secular change because of the slow relative motion of the pulsar with respect to the solar system. All such terms are absorbed in the pulsar's rotational phase and can not be observed directly. For this reason, in what follows, we shall omit the denominator in the logarithmic term of equation (172). We emphasize that positions of the solar system bodies in the numerator of the logarithmic term are taken at the moment of retarded time which is found by iterations of the equation  $s = t - |\mathbf{x} - \mathbf{x}_a(s)|$ . It makes calculation of the Shapiro time delay in the solar system more precise. There is a difference between the logarithmic term in (172) and the corresponding logarithmic terms in timing formulae suggested by Hellings (1986) and Doroshenko & Kopeikin (1991) where the position of the  $a$ -th body is fixed at the moment of the closest approach of the pulse to the body. It seems, however, that this may be insignificant in practice as timing observations are not yet precise enough to distinguish the Shapiro

delay when positions of bodies are taken at the retarded time or at any other one, being close to it <sup>15</sup>.

As for the integral in equation (172) it can not be calculated analytically if the trajectory of motion of the bodies is not simple. The matter is that in the case when light propagates from the remote source to the gravitating system the time interval between  $s$  and  $s_0$  is not small as it was in the case of the derivation of timing formula for binary pulsars in section 6.A (see equation (94) and related discussion). This is because light propagated from the binary system in the same direction as gravitational waves emitted by it. When we consider propagation of light to the solar system it moves in the direction being opposite to that of propagation of gravitational waves emitted by the solar system. For this reason, the difference  $s - s_0 \simeq 2R$  is very large. Thus, we are not allowed to use the expansion of coordinates and velocities of the solar system bodies in Taylor series with respect to time, and integrals like that in (172) should be calculated without any expansion using the known law of motion of gravitating bodies. Let us give an idea what kind of result we can get proceeding in this way.

First of all, we note that the orbital plane of any of the solar system bodies lies very close to the ecliptic and can be approximated fairly good by circular motion up to the first order correction with respect to the orbital eccentricity which is usually small. The motion of the Sun with respect to the barycentre of the solar system may be described as a sum of harmonics corresponding to gravitational perturbations from Jupiter, Saturn, and other smaller bodies. Thus, we assume that  $\mathbf{x}_a$  is given in the ecliptic plane as follows

$$\mathbf{x}_a(t) = A [\cos(nt) \mathbf{e}_1 + \sin(nt) \mathbf{e}_2] , \quad (173)$$

where  $A$  and  $n$  are the amplitude and frequency of the corresponding harmonic in the Fourier decomposition of the orbital motion of the  $a$ -th body,  $\mathbf{e}_1$  is directed to the point of the vernal equinox,  $\mathbf{e}_2$  is orthogonal to  $\mathbf{e}_1$  and lies in the ecliptic plane. The vector  $\mathbf{k}$  is defined in ecliptic coordinates as

$$\mathbf{k} = \cos b \cos l \mathbf{e}_1 + \cos b \sin l \mathbf{e}_2 + \sin b \mathbf{e}_3 , \quad (174)$$

where  $b$  and  $l$  are ecliptic spherical coordinates. Substituting these definitions into the integral of equation (172) and performing calculations using approximate relationship  $\zeta = t^* - y + \mathbf{k} \cdot \mathbf{x}_a(y) + \dots$ , where  $y$  is the new variable defined in (47), we get

$$\begin{aligned} \int_{s_0}^s \frac{\mathbf{k} \cdot \mathbf{v}_a(\zeta) d\zeta}{t^* + \mathbf{k} \cdot \mathbf{x}_a(\zeta) - \zeta} = & -\mathbf{k} \cdot \mathbf{v}_a(t^*) \left\{ \text{Ci} [n(r_a - \mathbf{k} \cdot \mathbf{r}_a)] - \text{Ci} [n(r_{0a} - \mathbf{k} \cdot \mathbf{r}_{0a})] \right\} \\ & -\mathbf{k} \cdot \mathbf{x}_a(t^*) \left\{ \text{Si} [n(r_a - \mathbf{k} \cdot \mathbf{r}_a)] - \text{Si} [n(r_{0a} - \mathbf{k} \cdot \mathbf{r}_{0a})] \right\} , \end{aligned} \quad (175)$$

where  $t^* = t - \mathbf{k} \cdot \mathbf{x}$  is the time of the closest approach of the light ray to the barycentre of the solar system. Taking

---

<sup>15</sup>The difference is expected to be of order of  $(GM_\odot/c^3)(v_a/c) \ll 1\mu s$ .

into account the asymptotic behaviour of sine and cosine integrals for large and small values of their arguments in relationship (175) we derive the approximate formula for the Shapiro delay

$$\Delta(t) = - \sum_{a=1}^N m_a [1 - \mathbf{k} \cdot \mathbf{v}_a(t^*)] \ln [r_a(s) - \mathbf{k} \cdot \mathbf{r}_a(s)] + O\left(\frac{Gm_a}{c^3} \frac{v_a}{c}\right), \quad (176)$$

where the residual term denotes all terms which are simple products of the gravitational radius  $Gm_a/c^3$  of the  $a$ -th body, expressed in time units, by the ratio  $v_a/c$  up to a constant factor. If one takes numerical values of masses and velocities of the solar system bodies one finds that such residual terms are extremely much smaller than the level of errors in timing measurements. We conclude that these residual terms can not be detected by pulsar timing techniques.

### 3. Verly Long Baseline Interferometry

VLBI measures the time differences in the arrival of microwave signals from extragalactic radio sources received at two or more radio observatories. Generally, geodetic observing sessions run for 24 hours and observe a number of different radio sources distributed across the sky. The observatories can be widely separated; the sensitivity of the observations to variations in the orientation of the Earth increases with the size of the VLBI network. VLBI is the only technique capable of measuring all components of the Earth's orientation accurately and simultaneously. Currently, VLBI determinations of Earth-rotation variations, and of the coordinates of terrestrial sites and celestial objects are made routinely and regularly with estimated accuracies of about  $\pm 0.2$  milliarcsecond or better (Sovers et al. 1998, Petrov 1999). Such a high precision of observations requires an extremely accurate accounting for different physical effects in propagation of light from radio sources to observer including relativistic gravitational time delay.

There have been many papers dealing with relativistic effects which must be accounted for in VLBI data processing (see, e.g., Eubanks 1991, McCarthy 1996 and references therein). The common efforts of many researches in this area have resulted in the creation of what is commonly believed now to be as a 'standard' model of VLBI data processing which is called the consensus model (McCarthy 1996). The accuracy limit chosen for the consensus VLBI relativistic time delay model is  $10^{-12}$  seconds (one picosecond) of differential VLBI delay for baselines less than two Earth radii in length. As it was stated, in the model all terms of order  $10^{-13}$  seconds or larger were included to ensure that the final result was accurate at the picosecond level. By definition, source coordinates derived from the consensus model should have no apparent motions due to solar system relativistic effects at the picosecond level. Our purpose in this section is to analyze this statement and to show that the consensus model is not enough elaborated in accounting for relativistic effects in propagation of light. For this reason, we propose necessary modification of the consensus model to make it applicable at the level of accuracy approaching to  $10^{-13}$  seconds.

In what follows we work for simplicity with the barycentric coordinate time of the solar system only. Precise definition of the measuring procedure applied in VLBI requires, however, derivation of relativistic relationship between

the proper time of observer and the barycentric coordinate time. It was first given by Kopeikin (1990) and can be added to the formalism of the present section.

The VLBI time delay to be calculated is the time of arrival of electromagnetic signal,  $t_2$ , at station 2 minus the time of arrival of the same signal,  $t_1$ , at station 1. The time of arrival at station 1 serves as the time reference for the measurement. In what follows, unless explicitly stated otherwise, all vectors and scalar quantities are assumed to be calculated at  $t_1$  except for position of the source of light  $\mathbf{x}_0$  which is always calculated at the of time of light emission  $t_0$ . We use for calculation of the VLBI time delay equations (42), (43) referred to the barycentric coordinate frame of the solar system. The equations give us

$$t_2 - t_1 = |\mathbf{x}_2(t_2) - \mathbf{x}_0| - |\mathbf{x}_1 - \mathbf{x}_0| + \Delta(t_2, t_0) - \Delta(t_1, t_0) , \quad (177)$$

where  $\mathbf{x}_0$  are coordinates of the source of light,  $\mathbf{x}_2(t_2)$  are coordinates of the station 2 at the moment  $t_2$ ,  $\mathbf{x}_1$  are coordinates of the station 1 at the moment  $t_1$ . The differential relativistic time delay is given in the form

$$\Delta(t_2, t_0) - \Delta(t_1, t_0) = 2 \sum_{a=1}^N [B_a(s_2, s_0) - B_a(s_1, s_0)] , \quad (178)$$

where the difference of the  $B_a$ 's reads

$$\begin{aligned} B_a(s_2, s_0) - B_a(s_1, s_0) = & \ln \frac{r_{1a} - \mathbf{k}_1 \cdot \mathbf{r}_{1a}}{r_{2a} - \mathbf{k}_2 \cdot \mathbf{r}_{2a}} - \ln \frac{r_{0a} - \mathbf{k}_1 \cdot \mathbf{r}_{0a}}{r_{0a} - \mathbf{k}_2 \cdot \mathbf{r}_{0a}} \\ & + \mathbf{k}_2 \cdot \mathbf{v}_a(s_2) \ln(r_{2a} - \mathbf{k}_2 \cdot \mathbf{r}_{2a}) - \mathbf{k}_1 \cdot \mathbf{v}_a(s_1) \ln(r_{1a} - \mathbf{k}_1 \cdot \mathbf{r}_{1a}) \\ & + \int_{s_0}^{s_1} \ln[t_1^* + \mathbf{k}_1 \cdot \mathbf{x}_a(\zeta) - \zeta] \mathbf{k}_1 \cdot \dot{\mathbf{v}}_a(\zeta) d\zeta - \int_{s_0}^{s_2} \ln[t_2^* + \mathbf{k}_2 \cdot \mathbf{x}_a(\zeta) - \zeta] \mathbf{k}_2 \cdot \dot{\mathbf{v}}_a(\zeta) d\zeta . \end{aligned} \quad (179)$$

Herein  $s_1$  and  $s_2$  are retarded times determined iteratively from the equations

$$s_1 = t_1 - |\mathbf{x}_1 - \mathbf{x}_a(s_1)| , \quad (180)$$

$$s_2 = t_2 - |\mathbf{x}_2(t_2) - \mathbf{x}_a(s_2)| , \quad (181)$$

the quantity  $\mathbf{r}_{1a} = \mathbf{x}_1 - \mathbf{x}_a(s_1)$  is the vector from the  $a$ -th body to the station 1,  $\mathbf{r}_{2a} = \mathbf{x}_2(t_2) - \mathbf{x}_a(s_2)$  is the vector from the  $a$ -th body to the station 2,  $r_{1a} = |\mathbf{r}_{1a}|$ ,  $r_{2a} = |\mathbf{r}_{2a}|$  and

$$t_1^* = t_1 - \mathbf{k}_1 \cdot \mathbf{x}_1 , \quad (182)$$

$$t_2^* = t_2 - \mathbf{k}_2 \cdot \mathbf{x}_2(t_2) , \quad (183)$$

are the moments of the closest approach of the light rays 1 and 2 to the barycentre of the solar system. It will be also helpful in comparing our approach with the consensus model to use the moments of the closest approach of the light rays 1 and 2 to the  $a$ -th body which we will define according to the rule



$$t_{1a}^* = t_1 - \mathbf{k}_1 \cdot \mathbf{r}_{1a} , \quad (184)$$

$$t_{2a}^* = t_2 - \mathbf{k}_2 \cdot \mathbf{r}_{2a} . \quad (185)$$

It is worth emphasizing that our definitions of times  $t_{1a}^*$  and  $t_{2a}^*$  are slightly different from the definitions of similar quantities given in the ‘standard’ consensus model. It relates to the definition of positions of bodies in the vectors  $\mathbf{r}_{1a}$  and  $\mathbf{r}_{2a}$ . In our case we refer the coordinates of the bodies to the retarded times  $s_1$  and  $s_2$  respectively while in the consensus model they are taken at the times  $t_1$  and  $t_2$ .

The unit vectors  $\mathbf{k}_1$  and  $\mathbf{k}_2$  are defined as

$$\mathbf{k}_1 = \frac{\mathbf{x}_1 - \mathbf{x}_0}{|\mathbf{x}_1 - \mathbf{x}_0|} , \quad \mathbf{k}_2 = \frac{\mathbf{x}_2(t_2) - \mathbf{x}_0}{|\mathbf{x}_2(t_2) - \mathbf{x}_0|} . \quad (186)$$

Let us introduce the barycentric baseline vector at the time of arrival  $t_1$  through the definition  $\mathbf{B} = \mathbf{x}_2(t_1) - \mathbf{x}_1(t_1)$ . Let us stress that the baseline vector lies on the hypersurface of constant time  $t_1$ . The relativistic relationship of the barycentric baseline vector to the geocentric one  $\mathbf{b}$ , may be found in Kopeikin (1990) or later publications (McCarthy 1996). We shall neglect this relativistic difference in the expression for the Shapiro time delay because it is inessential, that is we assume  $\mathbf{B} = \mathbf{b}$ . The difference between the vectors  $\mathbf{k}_1$  and  $\mathbf{k}_2$  may be found using the expansion with respect to powers of the small parameter  $b/R$  where  $R$  is the distance between the barycentre of the solar system and source of light. We have

$$\mathbf{x}_2 - \mathbf{x}_0 = \mathbf{x}_1 - \mathbf{x}_0 + \mathbf{b} + \mathbf{v}_2 (t_2 - t_1) + O\left(\frac{v^2}{c^2}\right) , \quad (187)$$

$$|\mathbf{x}_2 - \mathbf{x}_0| = |\mathbf{x}_1 - \mathbf{x}_0| + \mathbf{b} \cdot \mathbf{k}_1 + \mathbf{v}_2 \cdot \mathbf{k}_1 (t_2 - t_1) + O\left(\frac{v^2}{c^2}\right) + O\left(\frac{b}{R}\right) ,$$

where  $\mathbf{v}_2$  is the velocity of station 2 with respect to the barycentre of the solar system. These expansions yield

$$t_2 - t_1 = \mathbf{k}_1 \cdot \mathbf{b} \left[ 1 + \mathbf{v}_2 \cdot \mathbf{k}_1 + O\left(\frac{v^2}{c^2}\right) + O\left(\frac{b}{R}\right) \right] , \quad (188)$$

and

$$\mathbf{k}_2 = \mathbf{k}_1 + \frac{\mathbf{k}_1 \times (\mathbf{b} \times \mathbf{k}_1)}{R} + O\left(\frac{v}{c} \frac{b}{R}\right) + O\left(\frac{b^2}{R^2}\right) . \quad (189)$$

As a consequence of the previous expansions we also have the following equalities

$$t_2^* - t_1^* = \frac{(\mathbf{b} \times \mathbf{k}_1)(\mathbf{k}_1 \times \mathbf{x}_2)}{R} + O\left(\frac{b}{c} \frac{v^2}{c^2}\right) + O\left(\frac{b^2}{R}\right) , \quad (190)$$

$$t_{2a}^* - t_{1a}^* = (\mathbf{k}_1 \cdot \mathbf{b})(\mathbf{k}_1 \cdot \mathbf{v}_a) - (r_{2a} - r_{1a})(\mathbf{k}_1 \cdot \mathbf{v}_a) + \frac{(\mathbf{b} \times \mathbf{k}_1)(\mathbf{k}_1 \times \mathbf{r}_{2a})}{R} + O\left(\frac{b}{c} \frac{v^2}{c^2}\right) + O\left(\frac{b^2}{R}\right) , \quad (191)$$

which evidently shows that the time difference  $t_{2a}^* - t_{1a}^*$  is of the order  $(R_\oplus/c)(v_\oplus/c) \simeq 2\mu\text{sec}$ , that is, rather small but significant. The time difference  $t_2^* - t_1^*$  can be considered as negligibly small since it is of the order  $(R_\oplus/c)$  by

the annual parallax of the source of light which makes it much less than 1 picosecond. Now we can simplify formula (179).

First of all, taking into account the relationship (189), we obtain

$$\ln \frac{r_{0a} - \mathbf{k}_1 \cdot \mathbf{r}_{0a}}{r_{0a} - \mathbf{k}_2 \cdot \mathbf{r}_{0a}} = -\frac{(\mathbf{b} \times \mathbf{k}_1)(\mathbf{k}_1 \times \mathbf{r}_{0a})}{R(r_{0a} - \mathbf{k}_1 \cdot \mathbf{r}_{0a})} \simeq O\left(\frac{b}{R}\right), \quad (192)$$

which is of the order of the annual parallax of the source of light. This term can be neglected in the delay formula (179) since it gives a contribution to the delay much less than 1 picosecond. After long and cumbersome calculations we state that the difference of the two integrals in (179) is less than 1 picoarcsecond as well. Hence, we neglect those integrals from the expression for the VLBI delay  $\Delta(t_1, t_2) = \Delta(t_2, t_0) - \Delta(t_1, t_0)$ . Finally, taking into account that  $\mathbf{k}_1 = -\mathbf{K}$ , up to the corrections of order of the annual parallax, we get for the delay

$$\Delta(t_1, t_2) = 2 \sum_{a=1}^N m_a (1 + \mathbf{K} \cdot \mathbf{v}_a) \ln \frac{r_{1a} + \mathbf{K} \cdot \mathbf{r}_{1a}}{r_{2a} + \mathbf{K} \cdot \mathbf{r}_{2a}}. \quad (193)$$

We emphasize that our formula includes the first correction for the velocity of the bodies deflecting light rays. Moreover, there is a difference between the definitions of the vectors  $\mathbf{r}_{1a}$ ,  $\mathbf{r}_{2a}$  in our model (193) and the consensus model. In our case the coordinates of the bodies are calculated at the retarded times  $s_1$ ,  $s_2$  defined in (180), (181) which is a direct consequence of our rigorous approach of the integration of equations of light propagation. On the other hand, in the consensus model coordinates of bodies are calculated at the times  $t_{1a}^*$ ,  $t_{2a}^*$  defined in (184), (185). Strictly speaking, this prescription is incorrect and was based on an intuitive guess (see, for instance, the paper by Hellings (1986)). Such a guess gives a good approximation but can not be adopted as a correct theoretical prescription in doing practically important numerical data processing. If we denote by  $\Delta t_{grav}$  the VLBI delay as it is described in the *IERS Conventions* (McCarthy 1996, formula (1) of chapter 12) we get in the framework of General Relativity

$$\Delta(t_1, t_2) = \Delta t_{grav} + 2 \sum_{a=1}^N \frac{Gm_a}{c^4} (\mathbf{K} \cdot \mathbf{v}_a) \ln \frac{r_{1a} + \mathbf{K} \cdot \mathbf{r}_{1a}}{r_{2a} + \mathbf{K} \cdot \mathbf{r}_{2a}} - 2 \sum_{a=1}^N \frac{Gm_a}{c^4} \frac{(\mathbf{v}_a \times \mathbf{r}_{1a})(\mathbf{b} \times \mathbf{r}_{1a})}{r_{1a}^3}, \quad (194)$$

where we have restored the universal gravitational constant  $G$  and speed of light  $c$  for convenience.

We would like to note that relativistic perturbations of light propagation caused by velocities of moving gravitating bodies were considered by Klioner (1991) in order to find corresponding corrections to the consensus model of VLBI data processing. That author approached the problem doing calculations on the base of the post-Newtonian metric tensor. Such an approximation is not exact enough to take properly into account all effects of retardation in the metric which contribute to velocity dependent terms in the propagation of light. Formally, the result published by Klioner (1991) in his equation (4.9) coincides with our equation (193). However, the coordinates and velocities of the light-ray-deflecting bodies are taken at different instants of time which produces errors of the order comparable with terms shown in the right hand side of (194). We conclude that the relativistic model of VLBI data processing proposed by Klioner (1991) is incomplete and disagrees with the presentation and notations used in our legitimate equation (193).

#### *4. Relativistic Space Astrometry*

Space astrometry is a new branch of fundamental astrometry. Ground-based telescopes may reach the angular resolution not better than 0.01 arcseconds. This limits our ability to create a fundamental inertial system on the sky (Lieske & Abalakin 1990) with the accuracy required for a much better understanding the laws of translational and rotational motions of celestial bodies both inside and outside of the solar system. The epoch of the space astrometry began in 1989 when the HIPPARCOS satellite was successfully launched by Ariane 4 of the European Space Agency on 8 August 1989. Despite the failure to put the satellite on the intended geostationary orbit at 36,000 Km from Earth the astrometric program has been completely fulfilled. As a result the new astrometric catalogue of all stars up to 13-th stellar magnitude was obtained. It includes about 120,000 stars and has a precision of around 0.002 arcseconds. Unfortunately, such high precision can not be retained longer than 10 years because of errors in determination of proper motions of stars. For this reason the second analogous mission having the same or better astrometric accuracy should be launched in near future.

Rapid industrial development of space technologies allows us to hope that in the next several years the precision of astrometric satellites will reach a few microarcseconds or even better in the determination of positions, proper motions, and parallaxes of celestial objects. All together, the photometric sensitivity of measuring devices will be substantially improved. As an example, we refer to a new space project of the European Space Agency named GAIA (Galactic Astrometric Interferometer for Astrophysics). In the framework of this project positions, proper motion, and parallaxes of about 1000 million stars up to 20 stellar magnitude are to be measured with accuracy better than 10 microarcsecond. It means that practically almost all stars in our Galaxy will be observed and registered.

Such extremely difficult observations can not be processed adequately if numerous relativistic corrections are not taken into account in a proper way. Indeed, the relativistic deflection of light caused by the Sun is not less than 1 milliarcsecond throughout all of the sky. Major planets produce a relativistic deflection of light about 1 microarcsecond at the angular distances from 1 to 90 degrees outside the planet (Brumberg, Klioner & Kopeikin 1990). It is worth emphasizing that the relativistic deflection of light produced by the Earth reaches a maximal value of about 550 microarcseconds and should be accounted for any position of a star with respect to the Earth. In addition, the reduction of astrometric observations made on the moving platform will require an extremely careful consideration of relativistic aberration and classic parallax terms in order to reduce the measurements to the solar system barycentre - the point to which the origin of the fundamental inertial system is attached. Perhaps, it would be more properly to say that data processing of observations from modern space astrometric satellites should be fully based on general relativistic conceptions rather than on a classical approach in which the relativistic corrections are considered as additive and are taken into account at the very last stage of the reduction of observations.

The first attempt to construct such a self-consistent theory of astrometric observations was proposed by Brumberg & Kopeikin (1989a) and further explored in (Kopeikin 1990) and (Klioner & Kopeikin 1992). The main idea of

the formalism is to exploit to a full extent a relativistic theory of reference frames in the solar system developed in papers (Kopeikin 1987, 1989a, 1989b) and, especially, in (Brumberg & Kopeikin 1989b, and references therein). An independent, but similar approach with more amount of mathematical details was presented in papers of Damour, Soffel, and Xu (1991, 1992, 1993). One global and several local reference frames have been constructed. The global frame is the barycentric reference frame of the solar system. Among the local frames the most important for us is the geocentric frame and the proper reference frame of an observer (or the satellite in case of a space mission like HIPPARCOS or GAIA). All reference frames are harmonic<sup>16</sup> and were constructed in such a way to reduce to minimum all fictitious coordinate perturbations which may be caused by unsophisticated technique in using coordinate transformations from one frame to another. We have discovered and outlined corresponding relativistic transformations between the frames which generalize the well-known Lorentz transformation in the special theory of relativity and minimize the magnitude of unphysical coordinate dependent terms. Proceeding in this way we have achieved a significant progress in describing relativistic aberration, classic parallax, and proper motion corrections (Klioner & Kopeikin 1992). However, the problem of propagation of light rays from distant sources of light to an observer in the non-stationary gravitational field of the solar system was not treated thoroughly enough. This section refines the problem and gives its final solution.

The quantity which we are specifically interested in is the direction towards the source of light measured by a fictitious observer being at rest at the point with the solar system barycentric coordinates  $(t, \mathbf{x})$ . This direction is given, actually, by the equation (63) and is given explicitly as follows

$$s^i(\tau, \hat{\xi}) = K^i + 2 \sum_{a=1}^N \frac{m_a}{\sqrt{1-v_a^2}} \frac{(1 - \mathbf{k} \cdot \mathbf{v}_a)^2}{r_a - \mathbf{k} \cdot \mathbf{r}_a} \frac{P_j^i r_a^j}{r_a - \mathbf{v}_a \cdot \mathbf{r}_a} - 2 \sum_{a=1}^N \frac{m_a}{\sqrt{1-v_a^2}} \frac{2 - \mathbf{k} \cdot \mathbf{v}_a}{r_a - \mathbf{v}_a \cdot \mathbf{r}_a} P_j^i v_a^j \quad (195)$$

$$- \frac{2}{R} \sum_{a=1}^N \frac{m_a}{\sqrt{1-v_a^2}} \frac{1 - \mathbf{k} \cdot \mathbf{v}_a}{r_a - \mathbf{k} \cdot \mathbf{v}_a} P_j^i r_a^j - \frac{4}{R} \sum_{a=1}^N \frac{m_a}{\sqrt{1-v_a^2}} \ln \left( \frac{r_a - \mathbf{k} \cdot \mathbf{r}_a}{\lambda} \right) P_j^i v_a^j,$$

where positions and velocities of bodies are calculated at the retarded time  $s = t - |\mathbf{x} - \mathbf{x}_a|$ . Here  $\lambda$  is the characteristic wavelength of the gravitational wave emitted due to the orbital motion of the  $a$ -th body,  $R = |\mathbf{x} - \mathbf{x}_a|$  is the distance from the source of light to observer, and we have neglected all terms depending on accelerations of the bodies because of their insignificant numerical value. Further simplification of equation (195) is possible if we remember that the velocities of bodies,  $\mathbf{v}_a$ , comprising the solar system are small in comparison with the speed of light, and distances,  $R$ , to stars are very large compared to the size of the solar system. This makes it possible to omit all terms being quadratic with respect to  $\mathbf{v}_a$  as well as fourth and fifth terms in the right hand side of (195) being inversely proportional to  $R$ . It yields

---

<sup>16</sup>That is, the metric tensor obeys the special four differential equations which single out the class of the harmonic coordinates from the infinite number of arbitrary coordinates on the space-time manifold.

$$s^i(\tau, \hat{\xi}) = K^i + 2 \sum_{a=1}^N m_a (1 - 2\mathbf{k} \cdot \mathbf{v}_a + \mathbf{v}_a \cdot \mathbf{n}_a) \frac{\mathbf{k} \times (\mathbf{n}_a \times \mathbf{k})}{r_a - \mathbf{k} \cdot \mathbf{r}_a} - 4 \sum_{a=1}^N m_a \frac{\mathbf{k} \times (\mathbf{v}_a \times \mathbf{k})}{r_a}, \quad (196)$$

where  $\mathbf{n}_a = \mathbf{r}_a/r_a$ , and the sign “ $\times$ ” denotes the usual Euclidean vector product. The equation (196) eliminates incompleteness in the derivation of the similar formula given in the paper by Klioner (1989) which was obtained using the post-Newtonian expression for the metric tensor and under the assumption of rectilinear and uniform motion of the light-deflecting bodies. The post-Newtonian approximation for the metric tensor does not take into account all necessary effects of retardation which are essential in the derivation of the equation (196)<sup>17</sup>. Klioner & Kopeikin (1992) have simply copied the result of Klioner (1989) due to the absence at that time of a better theoretical treatment of influence of body’s velocities on the propagation of light rays. Equation (196) gives the correct answer to this question and closes the debate.

The leading order term in (196) gives the well-known expression for the angle of deflection of light rays in the gravitational field of a static, spherically symmetric body. The velocity dependent terms in (196) describe small corrections which may be important in data analysis of future space missions. Parallax corrections are extracted from the unit vector  $\mathbf{K}$  by its expansion in powers of the ratio (the barycentric distance to observer)/(the barycentric distance to a star). Account for aberrational corrections is made by means of relating the barycentric direction to the star,  $s^i$ , observed by a fixed observer, to the direction observed by a moving observer, with the help of the matrix of relativistic transformation displayed in (Klioner & Kopeikin 1992, section 7).

## ACKNOWLEDGMENTS

We are grateful to N. Wex for valuable and stimulating discussions. S.M. Kopeikin is pleased to acknowledge the hospitality of G. Neugebauer and G. Schäfer (TPI FSU, Jena) and R. Wielebinski (MPIfR, Bonn). This work was supported by the Thüringer Ministerium für Wissenschaft, Forschung und Kultur Grant No B501-96060 (SMK) and by the Max-Planck-Gesellschaft Grant No 02160-361-TG74 (GS).

- 
- [1] Aghanin, N., Prunet, S., Forni, O., & Bouchet, F.R., 1998, A&A, 334, 409
  - [2] Anderson, J.L., & Decanio, T.C., 1975, Gen. Rel. Grav., 6, 197
  - [3] Bartelmann, M., 1998, Cluster Potential Reconstruction, In: Proc. 18-th Texas Symp. on Relativistic Astrophysics and Cosmology, eds. Olinto, A.V., Frieman, J.A., and Schramm, D.N., World Scientific: Singapour, p. 533
  - [4] Bertotti, B., Vecchio, A. & Iess L., 1998, preprint gr-qc/9806021
  - [5] Birkinshaw, M., In: Lecture Notes in Physics 330, Gravitational Lenses, Eds. J.M. Moran, J.N. Hewitt, K.L. Lo, Springer-Verlag, Berlin, 1989, pp. 59 - 64
  - [6] Blandford, R. & Teukolsky, S.A., 1976, ApJ, 205, 580

---

<sup>17</sup>Complete analysis of differences between two formulations of light deflection will be given elsewhere.

- [7] Brumberg, V.A., 1972, Relativistic Celestial Mechanics, Moskow, Nauka (in Russian)
- [8] Brumberg, V.A., 1991, Essential Relativistic Celestial Mechanics, Hilger, Bristol
- [9] Brumberg, V.A. & Kopeikin, S.M., 1989a, In: Reference Frames in Astronomy and Geophysics, eds. Kovalevsky, J., Mueller, I.I., and Kolaczek, B., Kluwer, Dordrecht, p. 115
- [10] Brumberg, V.A. & Kopeikin, S.M., 1989b, Nuovo Cim., 103B, 63
- [11] Brumberg, V.A., Klioner, S.A. & Kopeikin, S.M., 1990, In: Inertial Coordinate System on the Sky, eds. Lieske, J. H. & Abalakin, V. K., Kluwer, Dordrecht, p. 229
- [12] Damour, T., 1984, Found. of Phys., 14, 987
- [13] Damour, T. & Deruelle, N., 1986, Ann. Inst. Henri Poincaré A, 44, 263
- [14] Damour, T. & Schäfer, G., 1985, Gen. Rel. Grav., 17, 879
- [15] Damour, T. & Schäfer, G., 1991, Phys. Rev. Lett., 66, 2549
- [16] Damour, T., Soffel, M. & Xu, Ch., 1991, Phys. Rev. D, 43, 3273
- [17] Damour, T., Soffel, M. & Xu, Ch., 1992, Phys. Rev. D, 45, 1017
- [18] Damour, T., Soffel, M. & Xu, Ch., 1993, Phys. Rev. D, 47, 3124
- [19] Damour, T. & Esposito-Farèse, G., 1992, Phys. Rev. D, 46, 4128
- [20] Damour, T. & Esposito-Farèse, G., 1998, Phys. Rev. D, 58, 044003
- [21] Damour, T. & Taylor, J.H., 1992, Phys. Rev. D, 45, 1840 4
- [22] Doroshenko, O.V. & Kopeikin, S.M., 1991, Sov. Astron., 34, 496
- [23] Doroshenko, O.V. & Kopeikin, S.M., 1995, MNRAS, 274, 1029
- [24] Eubanks, T.M., ed., 1991, *Proceedings of the U. S. Naval Observatory Workshop on Relativistic Models for Use in Space Geodesy*, U. S. Naval Observatory, Washington, D. C.
- [25] Fock, V.A., 1959, The Theory of Space, Time and Gravitation, Pergamon Press, London
- [26] Hellings, R.W., 1986, Astron. J., 91, 650; 92, 1446
- [27] Jackson, J.D., 1974, Classical Electrodynamics, John Wiley & Sons, New York
- [28] Kaiser, N., & Squires, G., 1993, Astrophys. J. , 404, 441
- [29] Kaspi, V.M., Taylor, J.H., & Ryba, M.F., 1994, Astrophys. J. , 428, 713
- [30] Klioner, S.A., 1989, "Propagation of light in the barycentric reference system with the motion of the gravitating masses taken into account", Preprint of the Institute of Applied Astronomy No 6, Leningrad (in Russian)
- [31] Klioner, S.A. 1991, General Relativistic Model of VLBI Observables. In: W.E. Carter (ed.), Proceedings of AGU Chapman Conference on Geodetic VLBI: Monitoring Global Change, NOAA Technical Report NOS 137 NGS 49, 188-202, American Geophysical Union, Washington D.C.
- [32] Klioner, S.A. & Kopeikin, S.M., 1992, Astron. J., 104, 897
- [33] Klioner, S.A. & Kopeikin, S.M., 1994, Astrophys. J. , 427, 951
- [34] Kopeikin, S.M., 1987, Trans. Sternberg State Astron. Inst., 59, 53 (in Russian)
- [35] Kopeikin, S.M., 1989a, Sov. Astron., 33, 550
- [36] Kopeikin, S.M., 1989b, Sov. Astron., 33, 665
- [37] Kopeikin, S.M., 1990, Sov. Astron., 34, 5
- [38] Kopeikin, S.M., 1994, ApJ, 434, L67
- [39] Kopeikin, S.M., 1995, ApJ, 439, L5
- [40] Kopeikin, S. M. 1997, J. Math. Phys., 38, 2587
- [41] Kopeikin, S.M., & Ozernoy, L. M., 1998, preprint astro-ph/9812446, submitted to ApJ
- [42] Kopeikin, S.M., Schäfer G., Gwinn, C.R., & Eubanks, T.M., 1998, Phys. Rev. D., to be published (also available as preprint astro-ph/9811003)
- [43] Landau, L.D. & Lifshitz, E.M., 1971, The Classical Theory of Fields, Pergamon, Oxford
- [44] Lieske, J.H. & Abalakin, V.K., 1990, Inertial Coordinate System on the Sky, IAU Symp. 141, Kluwer, Dordrecht
- [45] Lindegren, L., and Perryman, M.A.C., 1996, A&AS, 116, 579
- [46] McCarthy, D.D., ed., 1996, *IERS Conventions*, IERS Technical Note 21., Obs. de Paris
- [47] Misner, C.W., Thorne, K.S., & Wheeler, J.A., 1973, Gravitation, W. H. Freeman and Company, New York
- [48] Ohta, T., Okamura, H., Kimura, T., & Hiida, K., 1973, Prog. Theor. Phys., 68, 2191
- [49] Peterson, D., & Shao, M. 1997, In: Proc. of the ESA Symposium "HIPPARCOS, Venice 97," ed. B. Battick, ESA Publications Division, Noordwijk: The Netherlands, p. 789
- [50] Petrov, L.Y., 1999, Absolute methods for determination of reference system from VLBI observations. To be published in Proceedings of the 13-th Working Meeting on European VLBI for Geodesy and Astrometry, Viechtach, Germany
- [51] Reasenberg, ApJ, 234, L129
- [52] Schneider, P., Ehlers, J. & Falco, E.E., 1992, Gravitational Lenses, Springer-Verlag, Berlin
- [53] Shapiro, I.I., 1964, Phys. Rev. Lett., 13, 789
- [54] Soffel, M.H., 1989, Relativity in Astrometry, Celestial Mechanics and Geodesy, Springer-Verlag, Berlin
- [55] Smarr, L.L. & Blandford, R., 1976, Astrophys. J. , 207, 574
- [56] Sovers, O., Fanselow, J., & Jacobs, C., 1998, Rev. Mod. Phys., 70, 1393
- [57] Stairs, I.H., Arzoumanian, Z., Camilo, F., Lyne, A.G., Nice, D.J., Taylor, J.H., Thorsett, S.E., & Wolszczan, A., 1998, to

be submitted to ApJ

- [58] Taylor, J.H., Manchester, R.N., & Lyne, A.G., 1993, ApJS, 88, 529
- [59] Taylor, J.H., 1994, Rev. Mod. Phys., 66, 711
- [60] Valenti, J.A., Butler, R.P. & Marcy, G.W., 1995, PASP, 107, 966
- [61] Weinberg, S., 1972, Gravitation and Cosmology, John Wiley & Sons, New York
- [62] Wex, N., 1997, Relativistische Effekte in der Beobachtung und Bewegung von Pulsaren, PhD thesis, TPI, FSU Jena
- [63] Will, C.M., 1993, Theory and Experiment in Gravitational Physics, Cambridge University Press, Cambridge
- [64] Williams, J.G., Newhall, X.X., & Dickey, J.O., Phys. Rev. D, 53, 6730
- [65] Zakharov, A.F. & Sazhin, M.V., 1998, Gravitational Microlensing, Physics-Uspekhi, 41, 945

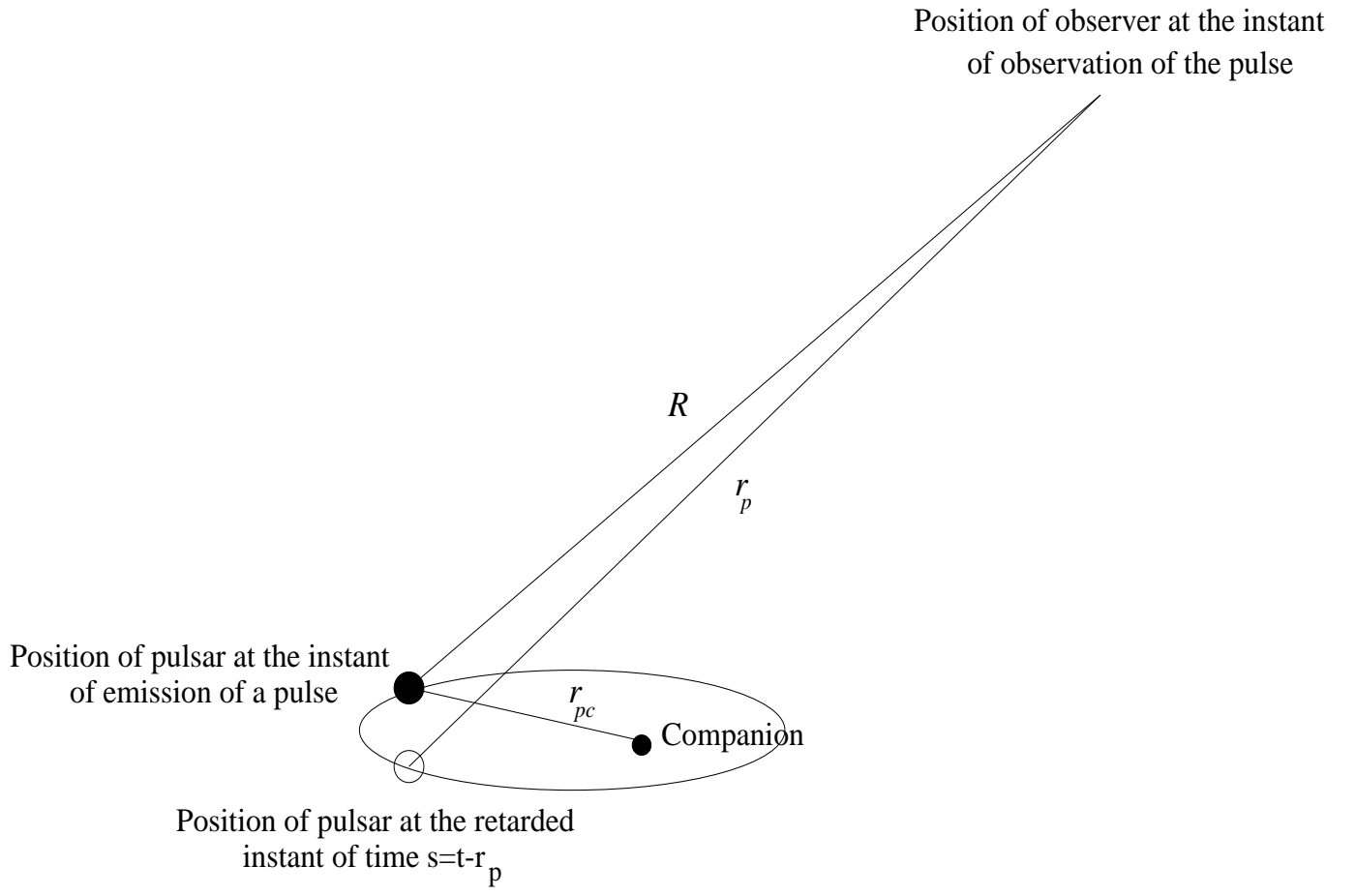


FIG. 1. Schematic illustration of the Shapiro time delay in a binary pulsar. The pulsar emits radio signal at the time  $t_0$  which reaches the observer at the time  $t$ . For calculation of the Shapiro time delay positions of the pulsar and its companion must be taken at the retarded instants of time  $s_0$  and  $s$  corresponding to those  $t_0$  and  $t$ .



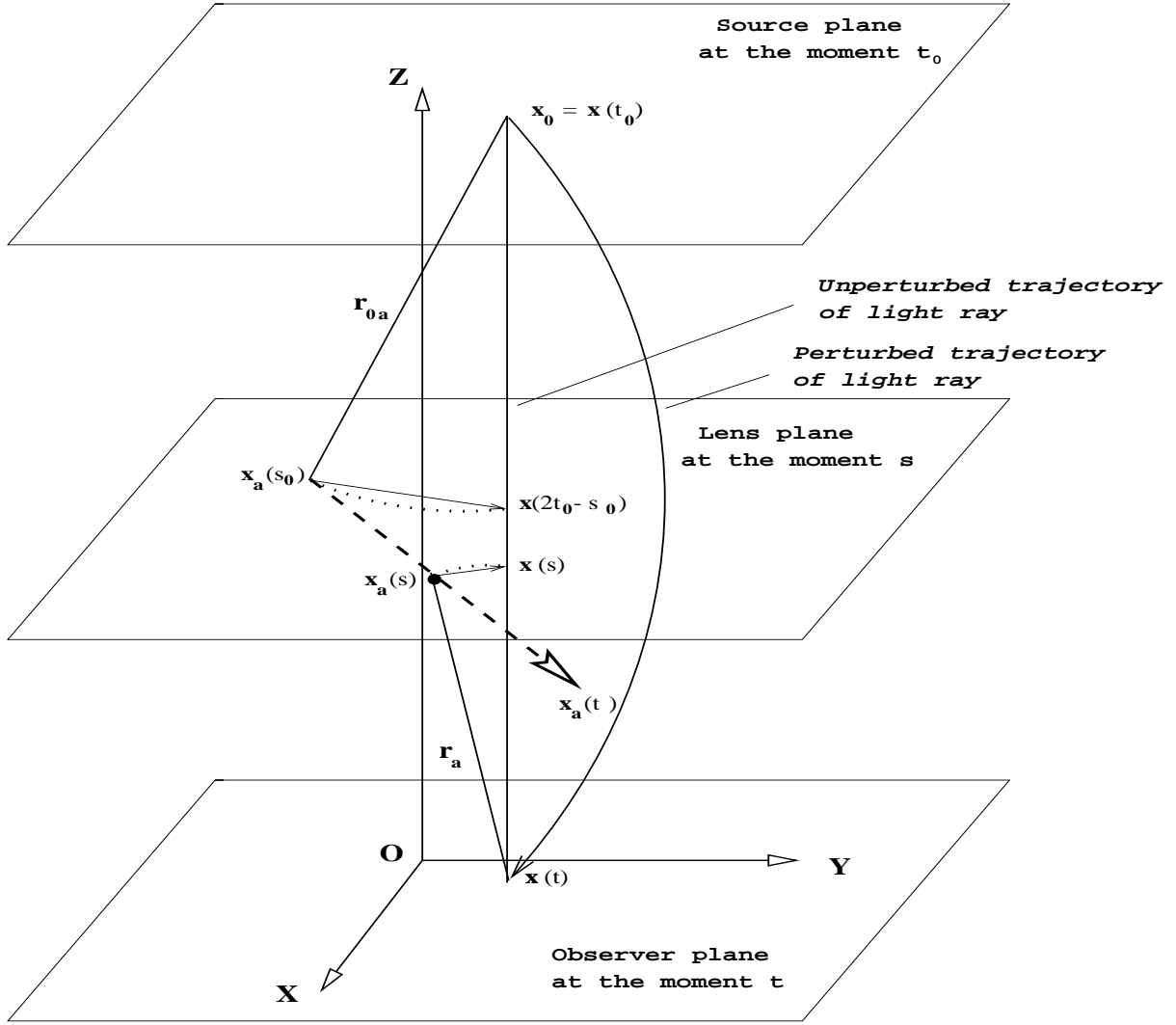


FIG. 2. Relative configuration of observer, source of light and a moving gravitational lens deflecting light rays which are emitted at the moment  $t_0$  at the point  $\mathbf{x}_0$  and received at the moment  $t$  at the point  $\mathbf{x}$ . The lens moves along straight line with constant velocity from the retarded position  $\mathbf{x}_a(s_0)$  through that  $\mathbf{x}_a(s)$  and arrives to the point  $\mathbf{x}_a(t)$  at the moment of observation. Characteristic time of the process corresponds to the time of propagation of light from the point of emission up to the point of observation.

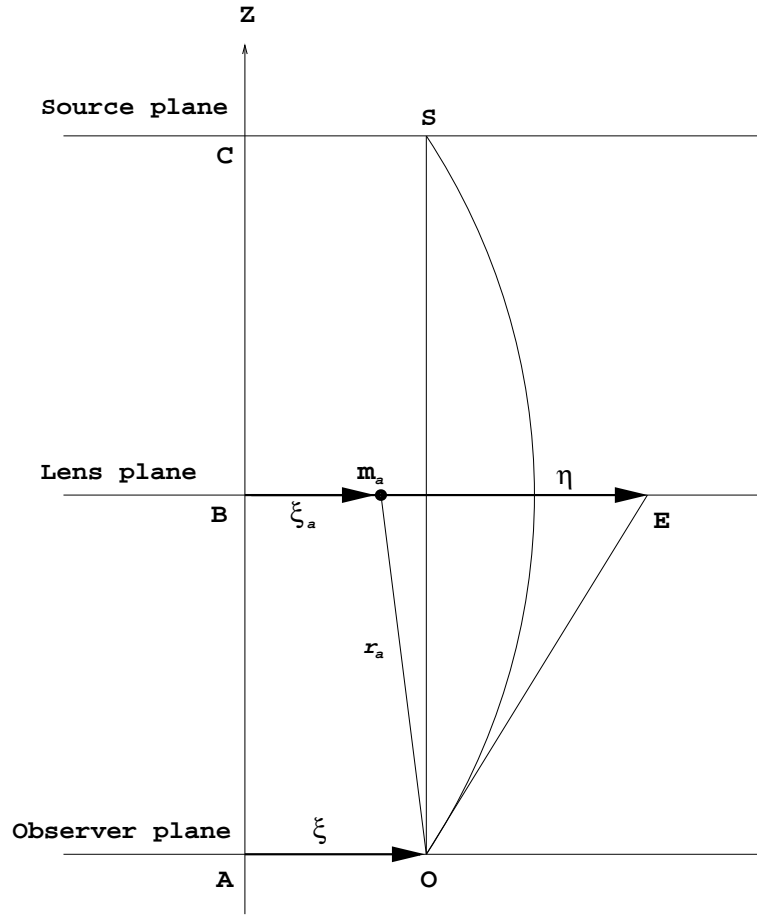


FIG. 3. The gravitational lens geometry for a moving lens  $m_a$  being at the distance  $r_a$  from the point of observation  $O$ . A source of light  $S$  is at the distance  $R$  from  $O$ . Vector  $\xi$  is the impact parameter of the unperturbed path of photon in the observer plane. Vector  $\xi_a$  denotes position of the  $a$ -th lensing object in the lens plane. Vector  $\eta = BE$  is the observed position of the background source of light  $S$  in the lens plane shifted from its true position  $S$  by the gravitational field of the lens.