

# Thermal inflation and the stochastic gravitational wave background

Luís E. Mendes and Andrew R. Liddle

*Astronomy Centre, University of Sussex, Falmer, Brighton BN1 9QJ, U. K.*

and

*Astrophysics Group, The Blackett Laboratory, Imperial College, London SW7 2BZ, U. K. (present address)*

(February 8, 2020)

Thermal inflation is a brief epoch of inflation which may occur at a lower energy scale than standard inflation. The cosmological stochastic gravitational wave background, on scales accessible to interferometer detection, is sensitive to non-standard cosmologies of this type. We consider the implications both for ground-based experiments such as LIGO and space-based proposals such as LISA. For conventional inflation-generated gravitational wave backgrounds, we show that thermal inflation leads to a reduction in what was already a disappointingly low signal. In the pre big bang scenario, where a much more potent signal is possible, the amplitude is also reduced but the background remains observable by LISA in certain parameter space regions. In each case, thermal inflation induces oscillatory features into the spectrum in a manner reminiscent to the acoustic peaks in the density perturbation spectrum. On LIGO scales, perturbations can only survive through thermal inflation with detectable amplitudes if they are initially non-perturbatively large. Finally, we also briefly discuss an alternative non-standard cosmology where there is no thermal inflation but instead there is a temporary period of early matter domination.

PACS numbers: 04.30.-w, 98.80.Cq

Preprint gr-qc/9811040

## I. INTRODUCTION

A stochastic gravitational wave background is potentially a powerful source of cosmological information [1], since gravitational waves decoupled from the matter in the Universe at an extremely early stage. Various ways exist in which such a background might be generated, including cosmological inflation, collision of bubbles during a phase transition, and motions of topological defects. We will be concentrating on the first of these.

There are currently three large-scale ground-based interferometers under construction, namely LIGO, VIRGO and GEO, and a proposal for a space-based detector LISA is also under consideration. Unlike measures of density perturbations, these experiments probe frequencies which are high enough that the gravitational waves have had a wavelength less than the Hubble radius since very early in the history of the Universe. Assuming the standard cosmology, where the Universe was radiation dominated from an early stage, giving way to matter domination relatively recently, the time when a comoving frequency  $f_*$  equalled the Hubble scale is given by

$$\frac{f_*}{f_0} = \frac{H_* a_*}{H_0 a_0} \approx \frac{T_*}{T_{\text{eq}}} z_{\text{eq}}^{1/2}, \quad (1)$$

where  $f_0 = a_0 H_0 = 3h \times 10^{-18}$  Hz is the mode that is just re-entering the Hubble radius today,  $T$  is the temperature and  $z_{\text{eq}} = 24000 \Omega_0 h^2$  the redshift of matter–radiation equality. Here  $\Omega_0$  and  $h$  are the density parameter and Hubble constant in the usual units. Comoving units have been normalized to match present physical units. Since  $T_{\text{eq}} = 24000 \Omega_0 h^2 T_0 \approx 1\text{eV}$ , we have

$$\frac{f_*}{100 \text{ Hz}} \approx \frac{T_*}{10^9 \text{ GeV}}, \quad (2)$$

where 100 Hz is the typical frequency band probed by ground-based interferometers.

The epoch when the Universe had a temperature of  $10^9$  GeV is long before any time at which we have reliable observations constraining the cosmological evolution. Because interesting wavelengths have been less than the Hubble radius since then, the amplitude of the stochastic background will be sensitive to whatever the actual cosmological evolution is. A different cosmological model will have two principal effects: first, it will modify the relationship between scales given by Eq. (2) for the standard cosmology, and secondly it can alter the amplitude. Only those scales which are larger than the Hubble radius will have their amplitude unchanged in alternative cosmologies.

In this paper our main focus shall be on one attractive modification to the standard cosmology, *thermal inflation* [2]. Thermal inflation has no direct connection to the usual inflationary epoch which is assumed responsible for the generation of the density perturbations leading to structure formation and microwave anisotropies. Rather, it is a

later short burst of inflation which may be able to solve problems of relic particle abundances not solved by the original inflationary epoch. It is normally imagined to begin at a temperature around  $10^7$  GeV, and continue until about  $10^3$  GeV (the supersymmetry scale), giving a total of  $\ln 10^4 \simeq 10$   $e$ -foldings of inflation. The Universe then reheats and continues once more as radiation dominated. Since thermal inflation occurs after the scales of interest are within the Hubble radius, the stochastic background is altered.

We concentrate on two somewhat different models for the actual origin of the stochastic background. The first is conventional inflation, and the second is an unusual variant on inflation known as the pre big bang (PBB) scenario [3,4]. The latter is of special interest as it predicts a spectrum which rises sharply towards small scales [5,6], the opposite of the usual inflationary behaviour, thus creating a realistic prospect of direct detection of the gravitational wave background [7].

Thermal inflation is not the only possible modification to the standard cosmology, and another possibility that has been recently discussed is that the Universe becomes temporarily dominated by some long-lived massive particle, inducing an early period of matter domination which ends when the particle finally decays to restore the usual radiation-dominated Universe. For completeness we make a brief analysis of this situation, though it is a more minor modification than the thermal inflation scenario.

## II. THE BOGOLUBOV COEFFICIENTS FORMALISM

The mechanism responsible for the generation of the cosmological background of gravitational waves, parametric amplification of vacuum fluctuations, was discussed by Grishchuk in the mid seventies [8]. To compute the spectrum of primordial gravitational waves we use the Bogolubov coefficient formalism [9]. We assume the transitions between the different epochs in the evolution of the Universe are instantaneous. This is in general a very good approximation and it will break only for frequencies much larger than  $H$  at the instant of the transition. The accuracy of this approximation has been confirmed in models where the transitions are not instantaneous [10].

Since in the PBB scenario we will compute graviton production in the so-called string frame, we summarize this formalism in a form which is slightly more general than the one most commonly used [11]. The formalism laid down in this section can be applied to any theory whose effective action can be written in the form

$$S = \frac{1}{\mathcal{G}} \int \sqrt{-g} F(\mathcal{R}, \phi) d^4x, \quad (3)$$

where  $\mathcal{G}$  is a constant,  $\phi$  is a scalar field and  $\mathcal{R}$  is the Ricci scalar. In general relativity  $\mathcal{G} = 16\pi G$  and  $F = \mathcal{R}$ , while during the dilaton phase in PBB cosmology  $\mathcal{G} = 1/2\lambda_s^2$ , where  $\lambda_s$  is the string-length parameter, and  $F = \exp(-\phi)\mathcal{R}$  where  $\phi$  is the dilaton. We assume the geometry of the Universe is well described by a flat Friedmann–Lemaître–Robertson–Walker (FLRW) line element

$$ds^2 = dt^2 - a^2(t)d\mathbf{x}^2 = a^2(\tau)(d\tau^2 - d\mathbf{x}^2), \quad (4)$$

where  $t$  is comoving time and  $\tau$  the conformal time obtained by  $d\tau = dt/a$ . From now on we will always use conformal time.

To first order, the primordial gravitational waves can be represented as a transverse–traceless perturbation  $h_{\mu\nu}$  of the FLRW metric [12]

$$g_{\mu\nu} = g_{\mu\nu}^{(0)} + h_{\mu\nu}, \quad (5)$$

where  $g_{\mu\nu}^{(0)}$  is the metric of the unperturbed FLRW background. After quantization, and defining a new quantity

$$R(\tau) \equiv a(\tau) \left( \frac{\partial F}{\partial R} \right)^{1/2}, \quad (6)$$

the  $h_{\mu\nu}$  field can be expanded as

$$h_{ij}(\mathbf{x}, \tau) = \sqrt{\mathcal{G}} \sum_{\lambda=1}^2 \int \frac{d^3k}{(2\pi)^{3/2} R(\tau) \sqrt{2k}} \chi_{\mathbf{k},\lambda}(\mathbf{x}, \tau); \quad (7)$$

$$\chi_{\mathbf{k},\lambda}(\mathbf{x}, \tau) = a_{\mathbf{k},\lambda} \varepsilon_{ij}^{\lambda} e^{i\mathbf{k} \cdot \mathbf{x}} \mu_k(\tau) + a_{\mathbf{k},\lambda}^{\dagger} \varepsilon_{ij}^{\lambda *} e^{-i\mathbf{k} \cdot \mathbf{x}} \mu_k^*(\tau), \quad (8)$$

where  $i, j = 1, 2, 3$ , the  $*$  denotes the complex conjugate,  $\mathbf{k}$  is the comoving wavevector,  $k = |\mathbf{k}|$  and the sum in Eq. (7) is over the two polarization states described by the polarization tensor  $\varepsilon_{ij}^\lambda$ . The  $a_{\mathbf{k}}^\dagger$  and  $a_{\mathbf{k}}$  (from now on we will drop the polarization index  $\lambda$ ) are the creation and annihilation operators for the quanta of the field  $h_{\mu\nu}$ , the gravitons, and obey the canonical commutation relations

$$[a_{\mathbf{k}}, a_{\mathbf{k}'}] = [a_{\mathbf{k}}^\dagger, a_{\mathbf{k}'}^\dagger] = 0 \quad ; \quad [a_{\mathbf{k}}, a_{\mathbf{k}'}^\dagger] = \delta(\mathbf{k} - \mathbf{k}'). \quad (9)$$

Inserting the perturbed metric into the Einstein equations, we obtain the equation which governs the behaviour of the mode functions  $\mu_k$  [11,6]

$$\mu_k'' + \left(k^2 - \frac{R''}{R}\right) \mu_k = 0. \quad (10)$$

In most cases of interest,  $R \propto \tau^\alpha$  and for such an  $R$  the solution of Eq. (10) is given in terms of the Hankel functions  $H^{(1)}$  and  $H^{(2)}$ . Imposing the requirement that in the limit  $\tau \rightarrow -\infty$  we recover the vacuum positive frequency solution,  $\mu_k \rightarrow e^{-ik\tau}$ , we can write  $\mu$  as

$$\mu_k = \sqrt{\frac{\pi}{2}} \sqrt{k\tau} H_{|\alpha-\frac{1}{2}|}^{(2)}(k\tau). \quad (11)$$

During its evolution, the Universe will undergo a series of transitions between different epochs with different mode functions, and therefore different vacuum states corresponding to each of these eras. The relation between the annihilation and creation operators in the initial state,  $a_{\mathbf{k}}$  and  $a_{\mathbf{k}}^\dagger$ , and in the final state,  $b_{\mathbf{k}}$  and  $b_{\mathbf{k}}^\dagger$ , is given by a Bogolubov transformation [9]

$$b_{\mathbf{k}} = \alpha_k a_{\mathbf{k}} + \beta_k^* a_{-\mathbf{k}}^\dagger, \quad (12)$$

where  $\alpha_k$  and  $\beta_k$  are the Bogolubov coefficients. To obtain  $\alpha_k$  and  $\beta_k$  we impose the continuity of the field  $h_{ij}$  and its first derivative at the instant of a transition between two different eras in the history of the Universe. In general relativity, where  $R \equiv a$ , it is always possible to make  $R$  and  $R'$  continuous, but since in the context of PBB cosmology it may not be possible to make  $R'$  continuous, as we will see later, we assume that although  $R$  is continuous  $R'$  may be discontinuous at the (instantaneous) transition between two epochs. In this case, denoting with an overbar quantities referring to the state after the transition occurred, the Bogolubov coefficients are given by [11]

$$\alpha_k = \frac{1}{2ik} \left[ \mu_k \overline{\mu}_k'^* - \overline{\mu}_k^* \mu_k' - \mu_k \overline{\mu}_k^* \frac{\overline{R}' - R'}{R} \right]; \quad (13)$$

$$\beta_k = \frac{1}{2ik} \left[ \mu_k' \overline{\mu}_k - \mu_k \overline{\mu}_k' + \mu_k \overline{\mu}_k \frac{\overline{R}' - R'}{R} \right], \quad (14)$$

where all the quantities are calculated at the time of the transition. The last term in Eqs. (13) and (14) appears because we are not imposing the continuity of  $R'$ : when  $R'$  is continuous this term is zero and we recover the usual expression for the Bogolubov coefficients.

By noting that the Wronskian for the solution Eq. (11) of Eq. (10) is given by

$$W = \mu_k \mu_k'^* - \mu_k^* \mu_k' = 2ik, \quad (15)$$

we obtain an important relation between the Bogolubov coefficients

$$|\alpha|^2 - |\beta|^2 = 1. \quad (16)$$

The number of particles produced in mode  $k$  is given by

$$N_k = |\beta_k|^2, \quad (17)$$

and the spectral energy density parameter is defined by

$$\Omega_{\text{gw}} \equiv \frac{1}{\rho_c} \frac{d\rho_{\text{gw}}}{d \ln f}, \quad (18)$$

where  $f$  is the frequency and  $\rho_c$  and  $\rho_{\text{gw}}$  are, respectively, the critical energy density and the energy density of gravitational waves, and is given by

$$\Omega_{\text{gw}} = \frac{\hbar \omega^4}{\pi^2 c^3 \rho_c} N_k, \quad (19)$$

where the angular frequency  $\omega = 2\pi f = ck/a$ .

When we consider two or more transitions in the history of the Universe, the final Bogolubov coefficients are given by the composition of the Bogolubov coefficients in each transition, according to

$$\alpha_k = \alpha_{1k} \alpha_{2k} + \beta_{1k} \beta_{2k}^*; \quad (20)$$

$$\beta_k = \beta_{1k} \alpha_{2k}^* + \alpha_{1k} \beta_{2k}. \quad (21)$$

From now on we shall drop the index  $k$  in  $\alpha$  and  $\beta$ . Since at any instant modes with wavelengths larger than the horizon have not yet gone through a complete oscillation, they will not contribute to the energy density of gravitational waves at that given time and we are therefore forced to introduce a low-frequency cutoff for frequencies smaller than

$$\omega_{\text{lf}}(\tau) = 2\pi H(\tau). \quad (22)$$

As we are assuming that all the transitions are instantaneous, a high-frequency cutoff must also be introduced. In an instantaneous transition modes with arbitrarily high frequency will be excited. However, a real transition will take a finite amount of time, and therefore these high-frequency modes are unphysical, since modes with frequencies much larger than the rate of expansion of the Universe will suffer many oscillations during the transition and will not be affected by it. The value of the high-frequency cutoff is given by [13,14]

$$\omega_{\text{hf}}(\tau) = 2\pi \frac{a_{\text{tr}} H_{\text{tr}}}{a(\tau)}. \quad (23)$$

where the subscript ‘tr’ refers to the time when the transition takes place. This rough argument for the introduction of the high-frequency cutoff can be formalized in a more rigorous way via Parker’s adiabatic theorem [15], which states that modes with frequencies larger than Eq. (23) will be exponentially suppressed. Using a modification of the formalism presented in this section which allows for continuous transitions, and introducing a toy model for the transitions it is also possible to see that modes with frequencies larger than the cutoff frequency given in Eq. (23) are indeed exponentially suppressed [10].

We are now ready to calculate the spectral energy density in thermal inflation models.

### III. THERMAL INFLATION AND THE STOCHASTIC GRAVITATIONAL WAVE BACKGROUND

#### A. Conventional inflation model

We shall first investigate the graviton spectrum produced by a conventional inflationary model followed by a later epoch of thermal inflation. We consider an initial phase of inflation ending at  $\tau_{\text{r1}}$ , followed by an epoch of radiation domination until  $\tau_{\text{ti}}$  when an era of thermal inflation starts. After the end of thermal inflation at  $\tau_{\text{r2}}$  the Universe evolves according to the standard cosmology, with an epoch of radiation domination ending at  $\tau_{\text{eq}}$  followed by the matter era up to the present time. The scale factor during the entire history of the Universe is given by

$$a(\tau) = \begin{cases} \frac{1}{H_{\text{i}} [2(\tau_{\text{r1}} - \tau_{\text{ti}} + \tau_{\text{r2}}) - \tau]}; & -\infty < \tau < \tau_{\text{r1}} \\ \frac{\tau + 2(\tau_{\text{r2}} - \tau_{\text{ti}})}{H_{\text{ti}} (2\tau_{\text{r2}} - \tau_{\text{ti}})^2}; & \tau_{\text{r1}} < \tau < \tau_{\text{ti}} \\ \frac{1}{H_{\text{ti}} (2\tau_{\text{r2}} - \tau)}; & \tau_{\text{ti}} < \tau < \tau_{\text{r2}} \\ a_{\text{r2}} \frac{\tau}{\tau_{\text{r2}}}; & \tau_{\text{r2}} < \tau < \tau_{\text{eq}} \\ a_{\text{r2}} \frac{(\tau + \tau_{\text{eq}})^2}{4\tau_{\text{r2}} \tau_{\text{eq}}}; & \tau > \tau_{\text{eq}} \end{cases} \quad (24)$$

where  $H_i$  and  $H_{ti}$  are the values of the Hubble parameter during the epochs of inflation and thermal inflation, respectively. The constants appearing in Eq. (24) have been chosen to make the scale factor and its first derivative continuous at the transitions from one era to the following.

In order to be able to investigate the effects of an era of thermal inflation on the spectrum of primordial gravitational waves, we parameterize our model by  $H_{ti}$  and the total expansion of the Universe during thermal inflation  $R_{ti} \equiv a_{r2}/a_{ti}$ . Normalizing the scale factor at the present as  $a_0 = 1$ , we can write all the relevant parameters in our model in terms of  $H_i$ ,  $H_{ti}$ ,  $R_{ti}$ , the present Hubble parameter  $H_0$  and the redshift at the matter–radiation equality  $z_{eq}$ . For the Hubble parameter and time at the matter–radiation equality we have

$$H_{eq} = (1 + z_{eq})^{3/2} H_0 \quad , \quad \tau_{eq} = \left( (1 + z_{eq})^{1/2} H_0 \right)^{-1} , \quad (25)$$

and for the redshift and time at the end of thermal inflation

$$1 + z_{r2} = (1 + z_{eq})^{1/4} \left( \frac{H_{ti}}{H_0} \right)^{1/2} \quad , \quad \tau_{r2} = \frac{(1 + z_{eq})^{1/4}}{(H_{ti} H_0)^{1/2}} . \quad (26)$$

The time at the beginning of thermal inflation is given by

$$\tau_{ti} = \tau_{r2} (2 - R_{ti}) \approx - \frac{R_{ti} (1 + z_{eq})^{1/4}}{(H_{ti} H_0)^{1/2}} , \quad (27)$$

and, finally, the time at the end of the first era of inflation

$$\tau_{r1} = \tau_{r2} \left[ R_{ti} \left( \frac{H_{ti}}{H_i} \right)^{1/2} + 2 (1 - R_{ti}) \right] \approx - \frac{2 R_{ti} (1 + z_{eq})^{1/4}}{(H_{ti} H_0)^{1/2}} . \quad (28)$$

The approximations for  $\tau_{r1}$  and  $\tau_{ti}$  are valid when  $R_{ti} \gg 1$ , which is always the case in realistic models. Using Eqs. (25) to (27) we will be able to write the long-wavelength approximation for  $\Omega_{gw}$  in a compact form.

Using the formalism described in section II, we can calculate the Bogolubov coefficients and therefore the number of gravitons created during the evolution of the Universe, as well as their spectral energy density parameter. The Bogolubov coefficients for all the transitions in this model are given in the Appendix. The final result for the spectral energy density parameter, which is very long and not very instructive, is plotted in Fig. 1. In the long-wavelength limit ( $k\tau \ll 1$ ) we can find a simple approximation to the exact result, given by

$$\Omega_{gw} = \begin{cases} \frac{2}{3\pi} \frac{\rho_i \rho_c}{\rho_{Pl}^2} \left( \frac{f_{Pl}}{f} \right)^2 ; & H_0 < f < \frac{3}{8\pi} H_0 (1 + z_{eq})^{1/2} \\ \frac{16}{9} \frac{\rho_i}{\rho_{Pl} (1 + z_{eq})} ; & \frac{3}{8\pi} H_0 (1 + z_{eq})^{1/2} < f < \frac{3}{8\pi} \frac{(H_{ti} H_0)^{1/2}}{R_{ti} (1 + z_{eq})^{1/4}} \\ \frac{64}{81\pi^2} \frac{\rho_i \rho_{ti} \rho_c}{\rho_{Pl}^3 R_{ti}^4 (1 + z_{eq})^2} \cos^2 \left( \frac{2\pi}{c} f \tau_{r1} \right) \left( \frac{f_{Pl}}{f} \right)^4 ; & \frac{3}{8\pi} \frac{(H_{ti} H_0)^{1/2}}{R_{ti} (1 + z_{eq})^{1/4}} < f < \frac{3}{8\pi} \frac{(H_{ti} H_0)^{1/2}}{(1 + z_{eq})^{1/4}} \\ \frac{16}{9} \frac{\rho_i}{\rho_{Pl} R_{ti}^4 (1 + z_{eq})} ; & \frac{3}{8\pi} \frac{(H_{ti} H_0)^{1/2}}{(1 + z_{eq})^{1/4}} < f < \frac{(H_i H_0)^{1/2}}{R_{ti} (1 + z_{eq})^{1/4}} \end{cases} \quad (29)$$

where  $\rho$  denotes the energy density and  $f_{Pl} \equiv 1/t_{Pl}$  where  $t_{Pl}$  is the Planck time.

The reason for the oscillations in the spectrum between the two plateaus is related to the fact that gravitational waves in this frequency range leave the horizon during the first inflationary period, but reenter during the subsequent radiation epoch. Their behaviour is therefore oscillatory until they are again pushed outside the horizon during the second stage of inflation (thermal inflation). Hence, when they leave the horizon, their phases will have a strong dependence on frequency and they will leave the oscillatory imprint in the spectrum. This is strongly reminiscent of the acoustic peak structure in the density perturbation spectrum which leads to oscillations in the radiation power spectrum. Similar oscillations have also been found in the primordial density perturbation spectrum in the case of double inflation [17].

There is another curious feature of this model: since during the epoch of thermal inflation  $H$  is constant and the scale factor increases, this means that the high-frequency cutoff associated with the end of thermal inflation,  $(H_{ti} H_0)^{1/2} / (1 + z_{eq})^{1/4}$ , will be at a higher frequency than the cutoff associated with the beginning of thermal inflation,  $(H_{ti} H_0)^{1/2} / R_{ti} (1 + z_{eq})^{1/4}$ , contrary to what happens in more conventional models where cutoffs with smaller

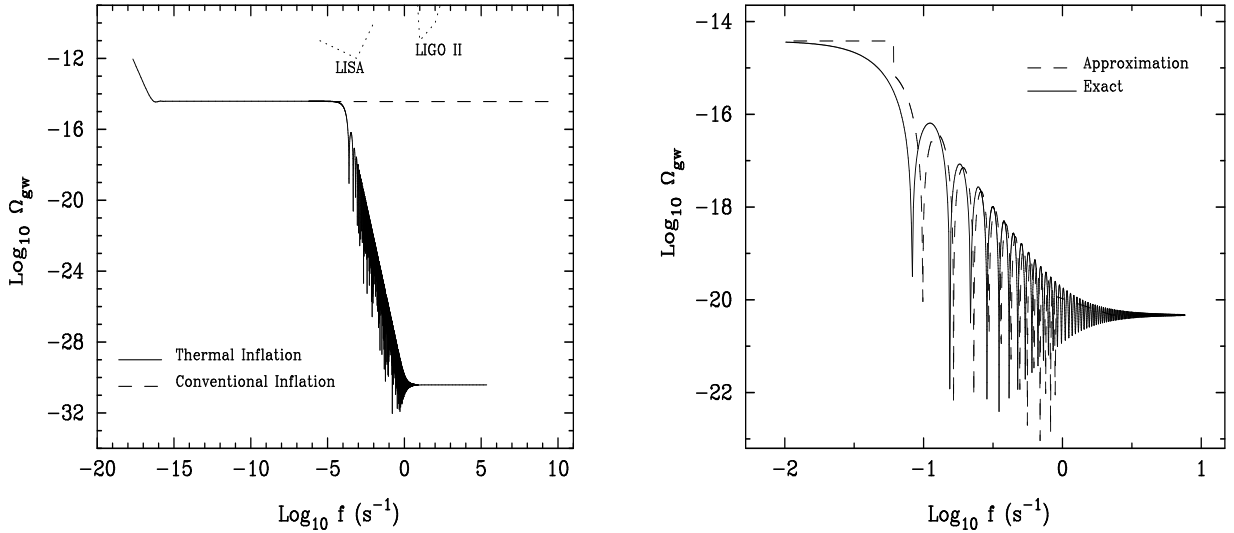


FIG. 1. The plot on the left shows the exact spectral energy density parameter for the model of thermal inflation discussed in the text. The spectrum for the usual model of exponential inflation without an extra epoch of thermal inflation is also shown for comparison purposes. The dotted lines marked LISA and LIGO II are the expected sensitivities of the gravitational wave detectors LISA and LIGO in the advanced configuration. If the detection was already very problematic in conventional models of inflation [16], then after an epoch of thermal inflation the scales relevant for LIGO are redshifted by a factor  $R_{\text{ti}}^4$  which makes their detection hopeless. This plot was obtained with  $\rho_i^{1/4} = 3 \times 10^{16}$  GeV,  $\rho_{\text{ti}}^{1/4} = 10^8$  GeV and  $R_{\text{ti}} = 10^4$ . Here, as in all the other plots in this paper, we assume  $h=0.65$ . The plot on the right shows a close-up of the oscillations in the central part of the spectrum, both for the exact result and the approximation given by Eq. (29). In order to be able to resolve individual oscillations, we used  $R_{\text{ti}} = 30$  rather than the realistic value of  $10^4$  for this illustration. All the other parameters are the same as in the left plot. We checked that on increasing the number of  $e$ -foldings of expansion during thermal inflation, the phase difference between the exact result and the approximation decreases and for  $R_{\text{ti}} \approx 100$  the two curves are almost indistinguishable.

frequencies are always associated with later transitions. This swap in the cutoffs is ultimately what is responsible for the oscillations in the spectrum in Fig. 1.

The long-wavelength approximation in Eq. (29) fits the exact result very well and it is almost indistinguishable from it except very close to frequencies associated with a transition and during the oscillations in the central region of the spectrum. The right panel in Fig. 1 shows a comparison between the exact result and the long wavelength approximation in the oscillating part of the spectrum. Since the frequency of the oscillations increases with  $R_{\text{ti}}$  we used in this plot a small value for  $R_{\text{ti}}$  in order to be able to show the oscillations in detail. In the particular case shown in the figure, the oscillations in the approximation have a different phase from those in the exact result. However, we checked that increasing  $R_{\text{ti}}$  (and therefore the frequency of the oscillations), the phase difference decreases, until the approximation and the exact result agree very well for values of  $R_{\text{ti}} \approx 100$ .

If we compare the spectrum in Eq. (29) with the long-wavelength approximation in the case of conventional inflation

$$\Omega_{\text{gw}} = \begin{cases} \frac{2}{3\pi} \frac{\rho_i \rho_c}{\rho_{\text{Pl}}^2} \left( \frac{f_{\text{Pl}}}{f} \right)^2; & H_0 < f < \frac{3}{8\pi} H_0 (1 + z_{\text{eq}})^{1/2} \\ \frac{16}{9} \frac{\rho_i}{\rho_{\text{Pl}} (1 + z_{\text{eq}})}; & \frac{3}{8\pi} H_0 (1 + z_{\text{eq}})^{1/2} < f < \frac{(H_i H_0)^{1/2}}{(1 + z_{\text{eq}})^{1/4}} \end{cases} \quad (30)$$

we see that for large frequencies, the energy density is redshifted by a factor  $R_{\text{ti}}^4$ . This is because modes inside the horizon behave as radiation. This extra redshift makes the detection of the primordial gravitational background a hopeless task for LIGO-II. As for LISA, depending on the scale at which thermal inflation occurs the situation may not worsen, because LISA scales may remain superhorizon for most or all of the thermal inflation epoch. Nevertheless the direct detection of the gravitational wave background by LISA was already impossible in conventional inflationary models, because the predicted signal is already too low even before thermal inflation does further damage.

Another consequence of an epoch of thermal inflation is that the high-frequency cutoff associated with the first era of inflation is redshifted due to the extra expansion during thermal inflation, so the gravitational wave spectrum does not extend to such high frequencies.

## B. The pre big bang cosmology

The pre big bang (PBB) is a recently-proposed cosmological scenario [3,4] inspired by scale factor duality, one of the basic ideas of string theory [18]. We will briefly summarize here some of the main features of the PBB scenario. For a more comprehensive review, covering both the motivation and the phenomenology, see Ref. [19].

In the PBB scenario the Universe started its evolution from the most simple initial state conceivable, the perturbative vacuum of string theory. In such a state physics can be described by the tree-level low-energy effective action of string theory given by

$$S_{\text{eff}} = \frac{1}{2\lambda_s^2} \int \sqrt{-g} e^{-\phi} [\mathcal{R} + \partial_\mu \phi \partial^\mu \phi - V(\phi)] d^4x \quad (31)$$

The details of the potential  $V(\phi)$  are still largely unknown, except for the fact that the potential goes to zero as a double exponential when  $\phi \rightarrow -\infty$  and it must have a non-trivial minimum at the present.

During an initial stage, the evolution of the Universe is driven by the kinetic energy of the dilaton field. At this stage both the curvature scale and the dilaton increase as  $t \rightarrow 0_-$ ,  $|H| \sim |\dot{\phi}| \sim t^{-1}$  and there is in this case an exact solution for both the scale factor and the dilaton [3,4,6].

$$\begin{aligned} a &= (-t)^{-1/2} \\ \phi &= -3 \ln(-t). \end{aligned} \quad (32)$$

The solution with increasing  $H$  is in fact an inflationary solution of the so-called super-inflation or pole-inflation type and this is one of the main peculiarities of this model. During this stage in the evolution of the Universe all the couplings will be very small since they are given by  $g = \exp(\phi/2) \approx 0$ .

As soon as the curvature reaches the string scale  $M_s \equiv \lambda_s^{-1}$ , all the higher-order derivative terms in the action become important and the effective action Eq. (31), as well as the solution Eq. (32), are no longer valid. Unfortunately during the stage where the truly stringy regime is reached not much is known. What we know however is that during the stringy era the curvature scale must grow only mildly in order to prevent its unbounded growth with the consequent singularity (the Big Bang) which we are trying to avoid in this model. Therefore, whatever the exact form of the solution is, we expect that  $H \approx \text{const}$  and  $\dot{\phi} \approx \text{const}$ . The constraint on  $H$  will therefore lead us to some form of conventional inflation during the stringy regime.

At some stage during the string phase the dilaton eventually approaches the strong coupling regime  $g \approx 1$  and at this point the dilaton will freeze, leaving us with the correct value of Newton's constant and the transition to conventional cosmology starting with a radiation-dominated phase will occur.

The evolution we described so far is based on the action Eq. (31) where the dilaton is non-minimally coupled to curvature, the so-called string frame. By applying a conformal transformation involving the dilaton we go from the string frame to the Einstein frame where we recover the usual Einstein-Hilbert action for gravity. When we transform from the string frame to the Einstein frame, the super-inflation type solution for the scale factor is transformed into accelerated contraction in the Einstein frame. Since physics is not changed by a conformal transformation, both frames are equivalent. After the string era when the dilaton freezes, the string and the Einstein frames coincide.

One of the most remarkable predictions of the PBB model is a spectrum of gravitational waves increasing with frequency [5]. The reason for this lies in the increase in the curvature during the dilaton era. Due to this characteristic shape, the cosmological background of gravitational waves produced in this type of model can in principle be detected for a very broad range of parameters by the various detectors [7]. We can therefore hope that even when an epoch of thermal inflation is included in this model, the direct detection of the gravitational wave background may still be possible for certain ranges of parameters.

Without loss of generality, we will perform the entire computation of the gravitational wave background in the string frame, since the perturbation spectrum is frame-independent [20].

First of all, we must have an explicit form for the scale factor. During the string phase there is a well-known solution given in comoving time by Eq. (32), which in conformal time  $\tau$  takes the form  $a \propto \tau^{-1/(1+\sqrt{3})}$  and  $\phi \propto -\sqrt{3} \ln \tau$ . During the string era, however, all we know is that the curvature scale must be approximately constant. We can therefore model the string phase by an epoch of power-law inflation.

In this model we will have two parameters more than in the context of conventional cosmology: the total expansion during the string phase,  $R_s = a_{\text{r1}}/a_s$ , and the power of power-law inflation for our model of the string epoch.

After the end of the string phase, a radiation era begins and from then on the evolution of the Universe is the same as predicted by the Standard Big Bang model. According to this picture, we can therefore write the evolution of the scale factor as

$$a(\tau) = \begin{cases} a_s \left( \frac{\alpha a_s}{a'_s} \right)^\alpha (\tau_{\text{dil}} - \tau)^{-\alpha}; & -\infty < \tau < \tau_s \\ a_{r1} \left( \frac{p a_{r1}}{a'_{r1}} \right)^p (\tau_{\text{st}} - \tau)^{-p}; & \tau_s < \tau < \tau_{r1} \\ \frac{\tau + 2(\tau_{r2} - \tau_{\text{ti}})}{H_{\text{ti}}(2\tau_{r2} - \tau_{\text{ti}})^2}; & \tau_{r1} < \tau < \tau_{\text{ti}} \\ \frac{1}{H_{\text{ti}}(2\tau_{r2} - \tau)}; & \tau_{\text{ti}} < \tau < \tau_{r2} \\ a_{r2} \frac{\tau}{\tau_{r2}}; & \tau_{r2} < \tau < \tau_{\text{eq}} \\ a_{r2} \frac{(\tau + \tau_{\text{eq}})^2}{4\tau_{r2}\tau_{\text{eq}}}; & \tau > \tau_{\text{eq}} \end{cases} \quad (33)$$

where the subscript ‘s’ denotes the beginning of the string era,  $\alpha = 1/(1 + \sqrt{3})$ ,  $p$  is a free parameter and

$$\begin{aligned} \tau_{\text{dil}} &= \tau_s + \alpha \frac{a_s}{a'_s} \\ \tau_{\text{st}} &= \tau_{r1} + p \frac{a_{r1}}{a'_{r1}}. \end{aligned} \quad (34)$$

For the dilaton we have

$$\phi(\tau) = \begin{cases} \phi_{\text{dil}} - \sqrt{3} \ln(\tau_{\text{dil}} - \tau); & -\infty < \tau < \tau_s \\ \phi_{\text{st}} - 2\beta \ln(\tau_{\text{st}} - \tau); & \tau_s < \tau < \tau_{r1} \\ \phi_0; & \tau > \tau_{r1} \end{cases} \quad (35)$$

The constants  $\phi_{\text{dil}}$  and  $\phi_{\text{st}}$  are determined by the continuity of the dilaton, while  $\phi_0$  is determined by the present value of  $G$ . We will not write them here since they will not be needed in what follows. As to  $\beta$ , it is determined by the continuity of  $\phi'$  at the transition from the dilaton to the stringy phase and its value is given by

$$\beta = \frac{p\gamma}{2\alpha} = \frac{3 + \sqrt{3}}{2} p. \quad (36)$$

This parameter will be important in the determination of the order  $\mu$  of the Hankel functions appearing in the mode functions for the gravitons during the stringy era (see Appendix) which in this case is given by

$$\mu = \frac{1}{2} |2p - 2\beta + 1| = \frac{p(1 + \sqrt{3}) - 1}{2} \quad (37)$$

In this case it is not possible to make  $\phi'$  continuous at the transition from the string phase to the radiation phase. This is the reason why we presented the Bogolubov coefficients formalism in Section II in a form which does not require the continuity of the first derivative of  $R$ , which in this case is given by  $R = a\phi^{1/2}$ .

From now on everything follows as before, except that we must use  $R$  instead of  $a$ , and the expressions for the Bogolubov coefficients have an extra term due to the discontinuity in  $\phi'$ . Another difference in comparison with the previous model is that now the order of the Hankel functions appearing in the expression for the mode functions (see Appendix) will not in general be half integer, and therefore the mode functions cannot be expressed in a simple form involving only powers of  $k$  and complex exponentials as in the case of thermal inflation in the conventional cosmology scenario.

As before, the final expression is not very instructive, but an approximation can be made for the long-wavelength regime using the small-argument limit for the Hankel functions. Since  $\Omega_{\text{gw}}$  for modes entering the horizon after the matter–radiation equality will be far too small to have any observational consequences, we will forget about this part of the spectrum. Dropping all the  $\pi$  factors and other numerical constants we obtain a useful approximation which allows us to understand the spectra obtained:



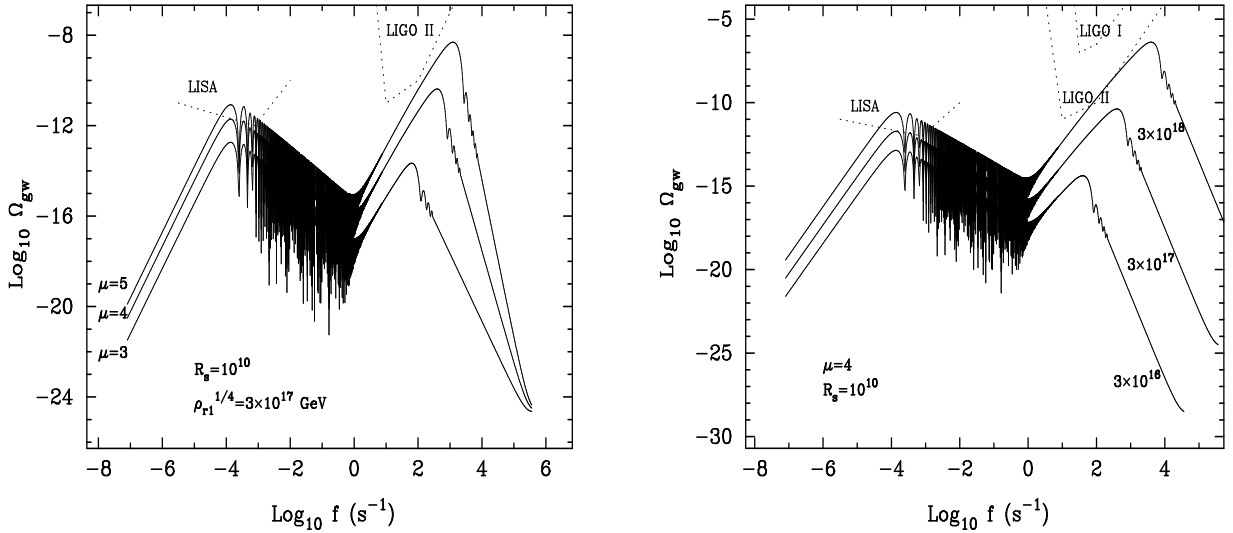


FIG. 2. The spectral energy density parameter for a model of thermal inflation in the context of PBB cosmology. The plot on the left illustrates the dependence of  $\Omega_{\text{gw}}$  on the parameter  $\mu$ , while the plot on the right shows the dependence on the energy scale at the end of the stringy phase. Both plots were obtained with  $\rho_{\text{ti}}^{1/4} = 10^8$  GeV and  $R_{\text{ti}} = 10^4$ . We stress that the right-hand peak, near LIGO scales, violates the conditions for a perturbative calculation and is unreliable — see the text for a full discussion.

$$\Omega_{\text{gw}} \approx \begin{cases} \frac{\rho_{\text{r1}}^{1/4} \rho_{\text{Pl}}^{1/2}}{\rho_{\text{c}}^{3/4}} \frac{R_{\text{s}}^{\delta} R_{\text{ti}}}{(1+z_{\text{eq}})^{1/4}} \left(\frac{f}{f_{\text{Pl}}}\right)^3; & H_0(1+z_{\text{eq}})^{1/2} < f < \frac{(H_{\text{ti}}H_0)^{1/2}}{R_{\text{ti}}(1+z_{\text{eq}})^{1/4}} \\ \frac{\rho_{\text{r1}}^{1/4} \rho_{\text{c}}^{1/4} \rho_{\text{ti}}}{\rho_{\text{Pl}}^{3/2}} \frac{R_{\text{s}}^{\delta}}{R_{\text{ti}}(1+z_{\text{eq}})^{5/4}} \cos^2\left(\frac{2\pi}{c} f \tau_{\text{r1}}\right) \left(\frac{f_{\text{Pl}}}{f}\right); & \frac{(H_{\text{ti}}H_0)^{1/2}}{R_{\text{ti}}(1+z_{\text{eq}})^{1/4}} < f < \frac{(H_{\text{ti}}H_0)^{1/2}}{(1+z_{\text{eq}})^{1/4}} \\ \frac{\rho_{\text{r1}}^{1/4} \rho_{\text{Pl}}^{1/2}}{\rho_{\text{c}}^{3/4}} \frac{R_{\text{s}}^{\delta}}{R_{\text{ti}}(1+z_{\text{eq}})^{1/4}} \left(\frac{f}{f_{\text{Pl}}}\right)^3; & \frac{(H_{\text{ti}}H_0)^{1/2}}{(1+z_{\text{eq}})^{1/4}} < f < \frac{(H_{\text{r1}}H_0)^{1/2}}{R_{\text{s}}^{1/p} R_{\text{ti}}(1+z_{\text{eq}})^{1/4}} \\ \frac{\rho_{\text{r1}}^{(\mu+1/2)/2} \rho_{\text{c}}^{(\mu-3/2)/2}}{\rho_{\text{Pl}}^{\mu-1/2} R_{\text{ti}}^{2\mu+1} (1+z_{\text{eq}})^{(\mu+1/2)/2}} \left(\frac{f_{\text{Pl}}}{f}\right)^{2\mu-3}; & \frac{(H_{\text{r1}}H_0)^{1/2}}{R_{\text{s}}^{1/p} R_{\text{ti}}(1+z_{\text{eq}})^{1/4}} < f < \frac{(H_{\text{r1}}H_0)^{1/2}}{R_{\text{ti}}(1+z_{\text{eq}})^{1/4}} \end{cases} \quad (38)$$

where  $\delta = 1 + \sqrt{3} - 1/p$ .

Figs. 2 and 3 show the exact final spectra and illustrate their dependence on the parameters of the model. It is now clear that in this model the direct detection of the stochastic background is still possible in spite of thermal inflation. The spectra show a characteristic shape with two peaks, one for frequencies around  $10^2$ – $10^4$  Hz and the other in the region  $10^{-2}$ – $10^{-4}$  Hz, the exact position of the peaks depending on the parameters of the model. The high-frequency peak was already discussed in [21] and it is due to the epoch of power-law inflation introduced to model the stringy phase. Since the part of the spectrum produced during the dilaton phase increases with frequency and the part of the spectrum produced in the stringy phase, which corresponds to the largest frequencies produced in this model, decreases with frequency, there must be a peak at the point where the two curves meet. Although the epoch of power-law inflation introduced to model the stringy phase is not to be taken very seriously, the fact is that during the string phase the curvature scale must be approximately constant, and therefore the part of the gravitational wave spectrum corresponding to waves produced during this period is not expected to grow with frequency. We can thus argue that this peak will most certainly be one of the key signatures in the gravitational wave spectrum produced by a PBB universe. As to the peak for frequencies around  $10^{-2}$  Hz, it is due to the era of thermal inflation. The reason for the oscillations is the same as in the context of conventional cosmology we discussed in the previous section.

From Fig. 2, we see that larger values of  $\mu$  (corresponding from Eq. (37) to larger values of  $p$ ) correspond to larger values of  $\Omega_{\text{gw}}$  in the high-frequency peak. This is because the slope of  $\log \Omega_{\text{gw}}$  is given by  $2\mu - 3$ .

Increasing the energy scale at the end of the string phase shifts the entire spectrum upwards (Fig. 2, right panel).

As to the dependence of  $\Omega_{\text{gw}}$  on  $R_{\text{s}}$ , we see from Fig. 3 and the last line of Eq. (38) that an increase in  $R_{\text{s}}$  corresponds to a decrease in the frequency associated with the dilaton–string transition and an associated increase in the high-frequency branch of the spectrum which corresponds to the string era. Associated with this effect there is

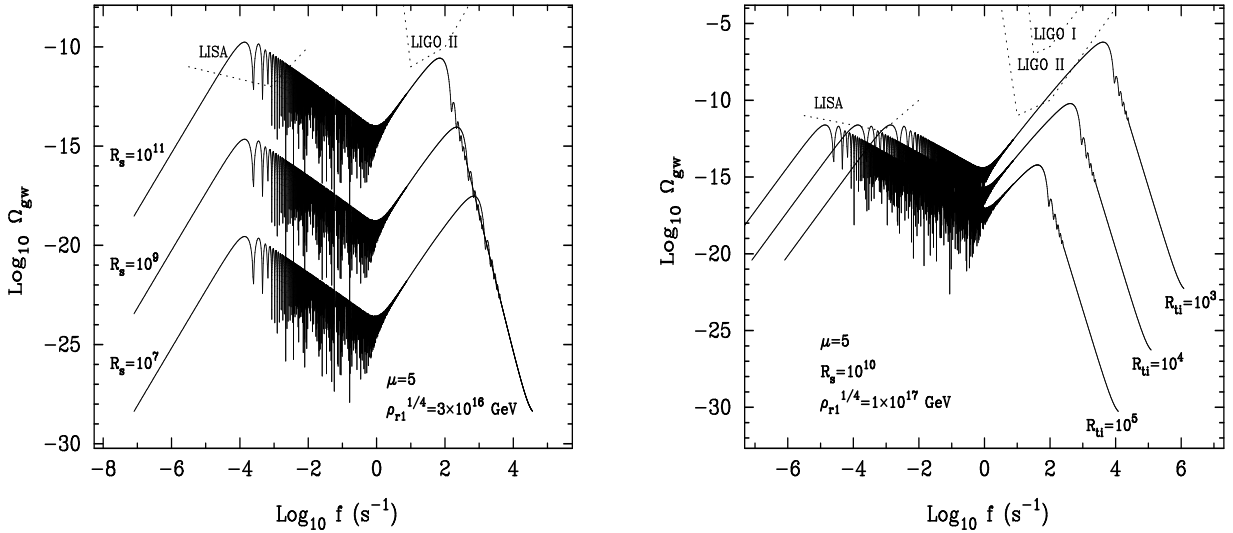


FIG. 3. The dependence of  $\Omega_{\text{gw}}$  on  $R_s$  (left) obtained with  $\rho_{\text{ti}}^{1/4} = 10^8$  GeV and  $R_{\text{ti}} = 10^4$ , and on  $R_{\text{ti}}$  for  $\rho_{\text{ti}}^{1/4} = 10^8$  GeV and  $R_s = 10^{10}$ .

also the fact that for  $R_s > 10^{10}$  the amplitude of the low-frequency peak is larger than the high-frequency peak, since the frequency associated with the transition from thermal inflation to radiation is fixed and the branch associated with the dilaton era ( $\propto f^3$ ) is therefore shorter.

Finally, the dependence of  $\Omega_{\text{gw}}$  on  $R_{\text{ti}}$  is somewhat unexpected. When all the other parameters are fixed, larger values of  $R_{\text{ti}}$  correspond to larger  $\Omega_{\text{gw}}$  in the low-frequency branch of the spectrum, contrary to what happens in all the other branches and what might have been expected, since the epoch of thermal inflation further redshifts the energy density. Once again the explanation lies in the behaviour of the frequency associated with the beginning of the low-frequency branch of the spectrum. Keeping all the other parameters fixed, this frequency decreases with  $1/R_{\text{ti}}$  therefore leading to a larger increase in the oscillating branch of the spectrum.

As a final remark, we should notice that simultaneous detection of the stochastic gravitational wave background by both LISA and LIGO in the advanced phase is not ruled out. As a matter of fact the frequencies probed by both detectors are appropriate for the detection of both peaks in the spectrum.

There is however a technical subtlety involved in the derivation of these results which may invalidate our conclusions regarding the high frequency peak of the spectrum. Our approach to the calculation of graviton production is perturbative and therefore we must ensure that the results obtained satisfy the domain of applicability of the perturbative calculation, which in our case means that we must have  $h_{ij} \ll 1$ . To check the validity of this condition in this particular case we need to convert our results for the spectral energy density parameter to the dimensionless amplitude  $h$  of the perturbations.

We can obtain a rough estimate for  $h$  by noting that there is an equivalence between each of the two polarizations of the gravitational waves,  $+$  and  $\times$ , and a scalar field  $\varphi$ :

$$h_{+,\times} = \sqrt{16\pi G} \varphi_{+,\times}, \quad (39)$$

from which it follows that

$$\rho_{\text{gw}} \approx \frac{1}{16\pi G} \left( \frac{h^2}{a^2} + \frac{(\nabla h)^2}{a^2} \right) \sim m_{\text{Pl}}^2 \frac{h^2}{\lambda^2}, \quad (40)$$

where  $\lambda$  is a characteristic wavelength. From Eq. (40) we can now obtain the relation we require

$$h \sim \frac{\sqrt{\rho_c \Omega_{\text{gw}}}}{m_{\text{Pl}}} \frac{1}{f}. \quad (41)$$

Given the values of  $\Omega_{\text{gw}}$  and  $\rho_c$  at a given time we can estimate the corresponding values of the amplitude  $h$ . In the case under study, the problem lies in the high-frequency branch of the spectrum produced during the transition from the stringy era to radiation and therefore we must calculate  $\Omega_{\text{gw}}$  at the beginning of the radiation era. We can obtain  $\Omega_{\text{gw}}$  from the last line of Eq. (38), by taking also into account the redshift suffered by the frequency  $f$  during the expansion of the universe:

$$\Omega_{\text{gw}}^{\text{rad}} = R_{\text{ti}}^4 (1 + z_{\text{eq}}) \Omega_{\text{gw}}^0, \quad (42)$$

where  $\Omega_{\text{gw}}^{\text{rad}}$  and  $\Omega_{\text{gw}}^0$  are the spectral energy densities of the gravitational wave background at the beginning of the radiation era and at the present. Using  $R_{\text{ti}} = 10^4$ , if we have  $\Omega_{\text{gw}}^0 = 10^{-11}$ , the threshold for the detection of the high-frequency peak by LIGO, then  $\Omega_{\text{gw}}^{\text{rad}} \approx 10^{10}$ . This is certainly a very large value and were we still in the regime where the perturbative calculation is valid, then this large value for  $\Omega_{\text{gw}}^{\text{rad}}$  would represent an inconsistency in our model since we are assuming  $\Omega_{\text{tot}} = 1$ . Using  $\rho_c^{1/4} \sim 10^{16}$  and noting that frequency is redshifted during the expansion of the universe since the end of the stringy epoch by a factor of  $10^{31}$ , we obtain from Eq. (41)  $h_{\text{rad}} \approx 10^9$  for frequencies of the order of kHz. This means that our results for the range of frequencies where we see the first peak are not consistent with the perturbative approach and therefore they must be taken very cautiously. However, for the low frequency peak generated due to the epoch of thermal inflation no such problem exists, and the perturbative approach employed here is fully justified.

This conclusion is completely general; any stochastic background generated before thermal inflation would have to be non-perturbatively large if it were to survive thermal inflation with an amplitude detectable by LIGO.

Notice that in this particular model, the requirement that  $h \ll 1$  at the beginning of the radiation era is much stronger than the constraint  $\Omega_{\text{gw}} < 10^{-5}$  imposed by nucleosynthesis [11,22]. The nucleosynthesis constraint is roughly equivalent to requiring  $h \lesssim 1$  at the end of inflation for  $f \sim 10^{10}$  Hz which is the high-frequency cutoff.

#### IV. EARLY MATTER DOMINATION

We will now briefly discuss another extension of the Standard Model, where shortly after reheating the Universe undergoes an early era of matter domination induced by a slow-decaying massive particle. This is closely related to a study by Schwarz [23] of the effect on the spectrum of a brief pressureless period during the QCD transition, the effect being the same though the physical origin is different.

In this case we assume the Universe undergoes an epoch of inflation ending at  $\tau_{\text{r1}}$ , when an era of radiation starts which lasts until  $\tau_{\text{m1}}$ . From  $\tau_{\text{m1}}$  to  $\tau_{\text{r2}}$  we have an early era of matter domination. After this short period of matter domination the Universe evolves according to the usual scenario with an era of radiation domination ending at  $\tau_{\text{eq}}$  followed by a matter era up to the present. The scale factor can now be written as

$$a(\tau) = \begin{cases} \frac{1}{H_{\text{i}}(2\tau_{\text{r1}} - \tau)}; & -\infty < \tau < \tau_{\text{r1}} \\ a_{\text{r1}} \frac{\tau}{\tau_{\text{r1}}}; & \tau_{\text{r1}} < \tau < \tau_{\text{m1}} \\ a_{\text{r1}} \frac{(\tau + \tau_{\text{m1}})^2}{4\tau_{\text{r1}}\tau_{\text{m1}}}; & \tau_{\text{m1}} < \tau < \tau_{\text{r2}} \\ a_{\text{r1}} \frac{(\tau_{\text{m1}} + \tau_{\text{r2}})}{4\tau_{\text{r1}}\tau_{\text{m1}}} (\tau_{\text{m1}} - \tau_{\text{r2}} + 2\tau); & \tau_{\text{r2}} < \tau < \tau_{\text{eq}} \\ a_{\text{r1}} \frac{(\tau_{\text{m1}} + \tau_{\text{r2}})}{4\tau_{\text{r1}}\tau_{\text{m1}}} \frac{(\tau + \tau_{\text{m1}} - \tau_{\text{r2}} + \tau_{\text{eq}})^2}{(\tau_{\text{m1}} - \tau_{\text{r2}} + 2\tau_{\text{eq}})}; & \tau_{\text{ti}} < \tau < \tau_{\text{r2}} \end{cases} \quad (43)$$

where once more the constants are calculated in order to make  $a$  and  $a'$  continuous during the entire history of the Universe.

Parameterizing the epoch of early matter domination by the energy scale at which it starts,  $H_{\text{m1}}$ , and the total expansion of the universe during this era  $R_{\text{m}} \equiv a_{\text{r2}}/a_{\text{m1}}$  we can write all the parameters of this model in terms of  $H_{\text{i}}$ ,  $H_{\text{m1}}$ ,  $R_{\text{m}}$ ,  $H_0$  and  $z_{\text{eq}}$ . The value of the Hubble parameter at the time of the matter–radiation equality is in this case also given by Eq. (25) while for  $\tau_{\text{eq}}$  we have

$$\tau_{\text{eq}} \approx \left[ (1 + z_{\text{eq}})^{1/2} H_0 \right]^{-1}. \quad (44)$$

Notice that although the values of  $\tau_{\text{eq}}$  given by Eq. (25) for the model of thermal inflation, and by Eq. (44) for the model with early matter domination, are the same, the first equation is exact while the second is an approximation valid for  $z_{\text{r2}} \gg z_{\text{eq}}$ , which is always the case in physically-realistic models. The difference between these two cases lies in the different parametrization for the scale factor after the beginning of the second radiation era. For the values of time at the end of inflation and the beginning and end of the early matter era we have

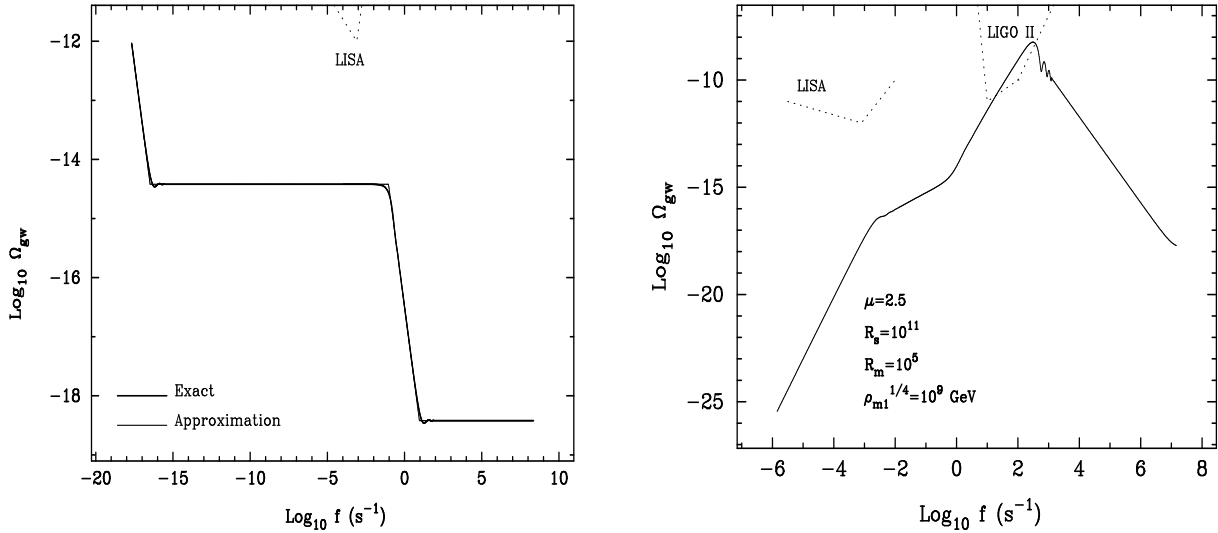


FIG. 4. The exact spectral energy density parameter for the model with an epoch of early matter domination in the context of conventional inflation (left plot) shows a suppression for  $f > 10$  Hz, but in this case there are no oscillations. The suppression caused by the era of early matter domination makes the direct detection of the gravitational wave background almost impossible. The long-wavelength approximation is almost indistinguishable from the exact result except close to the transition frequencies. This plot was obtained with  $\rho_i^{1/4} = 3 \times 10^{16}$  GeV,  $\rho_{m1}^{1/4} = 10^{10}$  GeV and  $R_m = 10^4$ . The right plot is the spectral energy density parameter for a PBB model with an epoch of early matter domination. Comparing with the case of thermal inflation we see the low-frequency peak does not appear in this case. Instead, the spectrum grows as  $f$  in the intermediate region due to the early stage of matter domination. This plot was obtained with  $\rho_{m1}^{1/4} = 3 \times 10^{16}$  GeV. For the PBB model, the same caveat that the perturbation calculation is unreliable applies as for the thermal inflation case.

$$\tau_{r1} = \frac{(1+z_{eq})^{1/4} R_m^{1/4}}{(H_i H_0)^{1/2}}, \quad \tau_{m1} = \frac{(1+z_{eq})^{1/4} R_m^{1/4}}{(H_{m1} H_0)^{1/2}}, \quad \tau_{r2} \approx \frac{(1+z_{eq})^{1/4} R_m^{3/4}}{(H_{m1} H_0)^{1/2}} \quad (45)$$

where the approximation in  $\tau_{r2}$  is valid for  $R_m \gg 1$ .

In this case, following a procedure similar to the one outlined for thermal inflation we can write an approximate form for  $\Omega_{gw}$ :

$$\Omega_{gw} = \begin{cases} \frac{2}{3\pi} \frac{\rho_i \rho_c}{\rho_{Pl}^2} \left( \frac{f_{Pl}}{f} \right)^2; & H_0 < f < \frac{3}{8\pi} H_0 (1+z_{eq})^{1/2} \\ \frac{16}{9} \frac{\rho_i}{\rho_{Pl} (1+z_{eq})}; & \frac{3}{8\pi} H_0 (1+z_{eq})^{1/2} < f < \frac{3}{8\pi} \frac{(H_m H_0)^{1/2}}{R_m^{3/4} (1+z_{eq})^{1/4}} \\ \frac{2}{3\pi} \frac{\rho_i (\rho_m \rho_c)^{1/2}}{\rho_{Pl}^2 R_m^{3/2} (1+z_{eq})^{3/2}} \left( \frac{f_{Pl}}{f} \right)^2; & \frac{3}{8\pi} \frac{(H_m H_0)^{1/2}}{R_m^{3/4} (1+z_{eq})^{1/4}} < f < \frac{3}{8\pi} \frac{(H_m H_0)^{1/2}}{R_m^{1/4} (1+z_{eq})^{1/4}} \\ \frac{16}{9} \frac{\rho_i}{\rho_{Pl} R_m (1+z_{eq})}; & \frac{3}{8\pi} \frac{(H_m H_0)^{1/2}}{R_m^{1/4} (1+z_{eq})^{1/4}} < f < \frac{(H_i H_0)^{1/2}}{R_m^{1/4} (1+z_{eq})^{1/4}} \end{cases} \quad (46)$$

Figure 4 shows the exact result for  $\Omega_{gw}$  in a model with a short period of matter domination. Once again we see that there is a strong suppression of modes with frequencies larger than  $f_{mr}$ , the frequency corresponding to the transition from the epoch of early matter domination to the radiation era. The step structure is exactly what was found by Schwarz [23] for the QCD transition, though much more prominent as our matter-dominated era is much longer. This time the oscillations seen in the previous case are absent, since the modes which re-enter the Hubble volume after the end of inflation stay inside the Hubble radius during the subsequent evolution of the universe. As in the previous case, the inclusion of an epoch of early matter domination makes the direct detection of the background of gravitational waves a very difficult, if not impossible, task.

We have also analyzed a model with early matter domination in the context of PBB cosmology. Since the details of the model are not significantly different from those of the models previously analyzed we will omit them. The final result for the spectrum is shown in the Fig. (4) (right plot). In this case the low-frequency peak is absent and the early epoch of matter domination introduces a branch which behaves as  $f$ . Since the slope has the same sign as in

the branch of the spectrum produced by the dilaton era, there is no peak. As can be seen from the plot, this bend in the spectrum is not very far from the sensitivity window of LISA and the situation is not much worse than the case of the standard inflationary model.

As in the previous case, the amplitude of the peak when extrapolated back in time will give rise to a value of  $h \gg 1$  at the beginning of the radiation phase and once again the results concerning the peak must be considered very cautiously.

## V. CONCLUSIONS

In this paper we analyzed the spectrum of gravitational waves produced in two models of thermal inflation, one in the context of conventional Big Bang cosmology and the other in the context of PBB cosmology, as well as the spectrum of gravitational waves produced in cosmologies with an early era of matter domination. Although an epoch of thermal inflation has a very characteristic signature, in the form of a series of very strong oscillations in the spectrum, the high-frequency part of the spectrum is suppressed by a factor  $R_{\text{ti}}^4$  which makes its observation almost impossible in the context of conventional Big Bang cosmology.

In the context of PBB cosmology however, the situation is not so catastrophic: there is a large region in parameter space which will allow the direct observation of gravitational waves of cosmological origin. This is due to the fact the spectrum produced in PBB models is intrinsically different from the one produced in the Big Bang cosmology due to the fact that curvature is increasing during the dilaton phase. Although our results seem to suggest that simultaneous direct detection by both LISA and LIGO is possible, we must not forget that for amplitudes of the high-frequency peak high enough to allow detection by LIGO, the perturbative approach used here is not consistent for the range of frequencies accessible to this detector. There is no such problem with the LISA peak however,

What becomes evident from our results is that in PBB models with an epoch of thermal inflation the direct detection of the stochastic gravitational wave background depends crucially on the evolution of the Universe during the stringy era. This strong dependency may seem a very dark aspect of this model but, on the other hand, it may allow us to probe the dynamics of the Universe during the stringy phase.

For completeness we also analyzed a model with an epoch of early matter domination in the context of the PBB cosmology. In this case the spectrum is characterized by a single peak which, depending on the parameters of the model, may still be detected by LIGO and the low-frequency peak present in the thermal inflation model is replaced by a very soft bend in the spectrum.

## ACKNOWLEDGMENTS

L.E.M. was supported by FCT (Portugal) under contract PRAXIS XXI BPD/14163/97, and A.R.L. by the Royal Society. We thank Alfredo Henriques, Jim Lidsey, Gordon Moorhouse and David Wands for useful discussions, and Bernard Schutz for supplying information on LISA.

## APPENDIX: THE BOGOLUBOV COEFFICIENTS

### 1. Conventional inflation models

The mode functions, which as discussed in Section II are the solutions of Eq. 10, are given by

$$\mu_k(\tau) = \begin{cases} e^{-ik\tau} \left(1 - \frac{i}{k(\tau - 2\tau_1)}\right); & -\infty < \tau < \tau_{r1} \\ e^{-ik\tau}; & \tau_{r1} < \tau < \tau_{ti} \\ e^{-ik\tau} \left(1 - \frac{i}{k(\tau - 2\tau_{r2})}\right); & \tau_{ti} < \tau < \tau_{r2} \\ e^{-ik\tau}; & \tau_{r2} < \tau < \tau_{eq} \\ e^{-ik\tau} \left(1 - \frac{i}{k(\tau + \tau_{eq})}\right); & \tau > \tau_{eq} \end{cases} \quad (\text{A1})$$

For convenience, we have defined  $\tau_i \equiv \tau_{r1} - \tau_{ti} + \tau_{r2}$ . Using Eqs. 13, the Bogolubov coefficients for the transitions between the different epochs occurring in our model of the Universe are given by

$$\begin{aligned}\alpha_{ir1} &= 1 - \frac{i}{k[2(\tau_{ti} - \tau_{r2}) - \tau_{r1}]} - \frac{1}{2k^2[2(\tau_{ti} - \tau_{r2}) - \tau_{r1}]^2} \\ \beta_{ir1} &= \frac{e^{-2ik\tau_{r1}}}{2k^2[2(\tau_{ti} - \tau_{r2}) - \tau_{r1}]^2},\end{aligned}\tag{A2}$$

for the transition between inflation and the first radiation era,

$$\begin{aligned}\alpha_{ri} &= 1 + \frac{i}{k(\tau_{ti} - 2\tau_{r2})} - \frac{1}{2k^2(\tau_{ti} - 2\tau_{r2})^2} \\ \beta_{ri} &= -\frac{e^{-2ik\tau_{ti}}}{2k^2(\tau_{ti} - 2\tau_{r2})^2},\end{aligned}\tag{A3}$$

in the case of the transition from radiation to thermal inflation

$$\begin{aligned}\alpha_{ir2} &= 1 + \frac{i}{k\tau_{r2}} - \frac{1}{2k^2\tau_{r2}^2} \\ \beta_{ir2} &= \frac{e^{-2ik\tau_{r2}}}{2k^2\tau_{r2}^2},\end{aligned}\tag{A4}$$

from thermal inflation to radiation domination, and

$$\begin{aligned}\alpha_{rm} &= 1 + \frac{i}{2k\tau_{eq}} - \frac{1}{8k^2\tau_{eq}^2} \\ \beta_{rm} &= -\frac{e^{-2ik\tau_{eq}}}{8k^2\tau_{eq}^2},\end{aligned}\tag{A5}$$

from radiation domination to the matter era. It can readily be checked that the Bogolubov coefficients in Eqs. (A2) to (A5) satisfy Eq. (16).

## 2. The pre big bang cosmology

For the PBB model analyzed in this work the mode functions are given by

$$\mu_k(\tau) = \begin{cases} \sqrt{\frac{\pi}{2}}\sqrt{k(\tau - \tau_{dil})} H_0^{(2)}[k(\tau - \tau_{dil})]; & -\infty < \tau < \tau_s \\ \sqrt{\frac{\pi}{2}}\sqrt{k(\tau - \tau_{st})} H_\mu^{(2)}[k(\tau - \tau_{st})]; & \tau_s < \tau < \tau_{r1} \\ e^{-ik\tau}; & \tau_{r1} < \tau < \tau_{ti} \\ e^{-ik\tau} \left(1 - \frac{i}{k(\tau - 2\tau_{r2})}\right); & \tau_{ti} < \tau < \tau_{r2} \\ e^{-ik\tau}; & \tau_{r2} < \tau < \tau_{eq} \\ e^{-ik\tau} \left(1 - \frac{i}{k(\tau + \tau_{eq})}\right); & \tau > \tau_{eq}. \end{cases}\tag{A6}$$

The Bogolubov coefficients for the transition from the dilaton era to the stringy phase are given by

$$\begin{aligned}
\alpha_{\text{ds}} &= -\frac{i\pi}{4} e^{-i\pi\mu} k \sqrt{(\tau_{\text{st}} - \tau_{\text{s}})(\tau_{\text{dil}} - \tau_{\text{s}})} \times \\
&\quad \left[ H_0^{(1)}[k(\tau_{\text{dil}} - \tau_{\text{s}})] H_\mu^{(2)}[k(\tau_{\text{st}} - \tau_{\text{s}})] \left( \frac{2\mu - 1}{2k(\tau_{\text{st}} - \tau_{\text{s}})} + \frac{1}{2k(\tau_{\text{dil}} - \tau_{\text{s}})} \right) + \right. \\
&\quad \left. H_0^{(1)}[k(\tau_{\text{dil}} - \tau_{\text{s}})] H_{\mu+1}^{(2)}[k(\tau_{\text{st}} - \tau_{\text{s}})] - H_1^{(1)}[k(\tau_{\text{dil}} - \tau_{\text{s}})] H_\mu^{(2)}[k(\tau_{\text{st}} - \tau_{\text{s}})] \right] \\
\beta_{\text{ds}} &= -\frac{i\pi}{4} e^{i\pi\mu} k \sqrt{(\tau_{\text{st}} - \tau_{\text{s}})(\tau_{\text{dil}} - \tau_{\text{s}})} \times \\
&\quad \left[ H_0^{(1)}[k(\tau_{\text{dil}} - \tau_{\text{s}})] H_\mu^{(1)}[k(\tau_{\text{st}} - \tau_{\text{s}})] \left( \frac{2\mu - 1}{2k(\tau_{\text{st}} - \tau_{\text{s}})} + \frac{1}{2k(\tau_{\text{dil}} - \tau_{\text{s}})} \right) + \right. \\
&\quad \left. H_0^{(1)}[k(\tau_{\text{dil}} - \tau_{\text{s}})] H_{\mu+1}^{(1)}[k(\tau_{\text{st}} - \tau_{\text{s}})] - H_1^{(1)}[k(\tau_{\text{dil}} - \tau_{\text{s}})] H_\mu^{(1)}[k(\tau_{\text{st}} - \tau_{\text{s}})] \right]
\end{aligned} \tag{A7}$$

and for the transition from the stringy epoch to radiation we have

$$\begin{aligned}
\alpha_{\text{sr}} &= \sqrt{\frac{\pi}{8}} e^{i\pi\mu} e^{ik\tau_{\text{r1}}} \sqrt{k(\tau_{\text{st}} - \tau_{\text{r1}})} \times \\
&\quad \left[ H_\mu^{(1)}[(\tau_{\text{st}} - \tau_{\text{r1}})] \left( \frac{2\mu - 1}{2k(\tau_{\text{st}} - \tau_{\text{r1}})} + \frac{\beta}{p} \frac{1}{k(\tau_{\text{r1}} + 2(\tau_{\text{r2}} - \tau_{\text{ti}}))} - i \right) + H_{\mu+1}^{(1)}[(\tau_{\text{st}} - \tau_{\text{r1}})] \right]; \\
\beta_{\text{sr}} &= -\sqrt{\frac{\pi}{8}} e^{i\pi\mu} e^{-ik\tau_{\text{r1}}} \sqrt{k(\tau_{\text{st}} - \tau_{\text{r1}})} \times \\
&\quad \left[ H_\mu^{(1)}[(\tau_{\text{st}} - \tau_{\text{r1}})] \left( \frac{2\mu - 1}{2k(\tau_{\text{st}} - \tau_{\text{r1}})} + \frac{\beta}{p} \frac{1}{k(\tau_{\text{r1}} + 2(\tau_{\text{r2}} - \tau_{\text{ti}}))} + i \right) + H_{\mu+1}^{(1)}[(\tau_{\text{st}} - \tau_{\text{r1}})] \right],
\end{aligned} \tag{A8}$$

where  $\tau_{\text{st}}$ ,  $\tau_{\text{dil}}$ ,  $\beta$ ,  $p$  and  $\mu$  have been defined in Sec. III B. The Bogolubov coefficients for the remaining transitions are the same as in Eqs. (A2) to (A5).

### 3. Early matter domination

In this case the mode functions are given by

$$\mu_k(\tau) = \begin{cases} e^{-ik\tau} \left( 1 - \frac{i}{k(\tau - 2\tau_{\text{r1}})} \right); & -\infty < \tau < \tau_{\text{r1}} \\ e^{-ik\tau}; & \tau_{\text{r1}} < \tau < \tau_{\text{m1}} \\ e^{-ik\tau} \left( 1 - \frac{i}{k(\tau + \tau_{\text{m1}})} \right); & \tau_{\text{m1}} < \tau < \tau_{\text{r2}} \\ e^{-ik\tau}; & \tau_{\text{r2}} < \tau < \tau_{\text{eq}} \\ e^{-ik\tau} \left( 1 - \frac{i}{k(\tau + \tau_{\text{m1}} - \tau_{\text{r2}} + \tau_{\text{eq}})} \right); & \tau > \tau_{\text{eq}} \end{cases} \tag{A9}$$

and the Bogolubov coefficients are

$$\begin{aligned}
\alpha_{\text{ir}} &= 1 + \frac{i}{k\tau_{\text{r1}}} - \frac{1}{2k^2\tau_{\text{r1}}^2} \\
\beta_{\text{ir}} &= \frac{e^{-2ik\tau_{\text{r1}}}}{2k^2\tau_{\text{r1}}^2},
\end{aligned} \tag{A10}$$

$$\begin{aligned}
\alpha_{\text{rm1}} &= 1 + \frac{i}{2k\tau_{\text{m1}}} - \frac{1}{8k^2\tau_{\text{m1}}^2} \\
\beta_{\text{rm1}} &= -\frac{e^{-2ik\tau_{\text{m1}}}}{8k^2\tau_{\text{m1}}^2},
\end{aligned} \tag{A11}$$

$$\alpha_{\text{mr}} = 1 - \frac{i}{k(\tau_{\text{m1}} + \tau_{\text{r2}})} - \frac{1}{2k^2(\tau_{\text{m1}} + \tau_{\text{r2}})^2}$$

$$\beta_{\text{mr}} = \frac{e^{-2ik\tau_{\text{r2}}}}{2k^2(\tau_{\text{m1}} + \tau_{\text{r2}})^2}, \quad (\text{A12})$$

and

$$\alpha_{\text{rm2}} = 1 + \frac{i}{k(\tau_{\text{m1}} - \tau_{\text{r2}} + 2\tau_{\text{eq}})} - \frac{1}{2k^2(\tau_{\text{m1}} - \tau_{\text{r2}} + 2\tau_{\text{eq}})^2}$$

$$\beta_{\text{rm2}} = -\frac{e^{-2ik\tau_{\text{eq}}}}{2k^2(\tau_{\text{m1}} - \tau_{\text{r2}} + 2\tau_{\text{eq}})^2}. \quad (\text{A13})$$

- [1] K. Thorne, gr-qc/9704042; B. Allen and J. D. Romano, gr-qc/9710117.
- [2] D. H. Lyth and E. D. Stewart, Phys. Rev. Lett. **75**, 201 (1995); D. H. Lyth and E. D. Stewart, Phys. Rev. D **53**, 784 (1996).
- [3] M. Gasperini and G. Veneziano, Astropart. Phys. **1**, 317 (1993).
- [4] M. Gasperini and G. Veneziano, Mod. Phys. Lett. **A8**, 3701 (1993);
- [5] M. Gasperini and M. Giovannini, Phys. Lett. B **282**, 36 (1992); R. Brustein, M. Gasperini, M. Giovannini, and G. Veneziano, Phys. Lett. B **361**, 45 (1995); R. Brustein, M. Gasperini, M. Giovannini, V. F. Mukhanov, and G. Veneziano, Phys. Rev. D **51**, 6744 (1995).
- [6] M. Gasperini and M. Giovannini, Phys. Rev. D **47**, 1519 (1993).
- [7] B. Allen and R. Brustein, Phys. Rev. D **55**, 3260 (1997).
- [8] L. P. Grishchuk, Sov. Phys. JETP **40**, 409 (1975); L. P. Grishchuk, Ann. NY Acad. Sci. **302**, 439 (1977).
- [9] N. D. Birrell and P. C. W. Davies, *Quantum Fields in Curved Space*, Cambridge Monographs on Mathematical Physics (Cambridge University Press, Cambridge, 1992). For applications to the case of graviton production see L. F. Abbott and M. B. Wise, Nucl. Phys. **B244**, 541 (1984) and Ref. [13].
- [10] R. G. Moorhouse, A. B. Henriques, and L. E. Mendes, Phys. Rev. D **50**, 2600 (1994); L. E. Mendes, A. Henriques, and R. G. Moorhouse, Phys. Rev. D **52**, 2083 (1995).
- [11] M. R. de Garcia Maia, *The Stochastic Background of Gravitational Waves*, DPhil. Thesis (1994) University of Sussex.
- [12] C. W. Misner, K. S. Thorne, and J. A. Wheeler, *Gravitation* (W. H. Freeman, New York, 1973).
- [13] B. Allen, Phys. Rev. D **37**, 2078 (1988)
- [14] M. R. de Garcia Maia, Phys. Rev. D **48**, 647 (1993).
- [15] L. Parker, Phys. Rev. **183**, 1057 (1969).
- [16] A. R. Liddle, Phys. Rev. D **49**, 3805 (1994); (E) **51**, 4603 (1995).
- [17] A. A. Starobinsky, Nucl. Phys. B **385**, 623 (1992).
- [18] G. Veneziano, Phys. Lett. B **265**, 287 (1991);
- [19] G. Veneziano, in *Proc. of the 4th Course of the Int. School of Astrophysics D. Chalonge* (Erice, 1995), edited by N. Sanchez and A. Zichichi (Kluwer Academic, Dordrecht, 1995), p. 285, hep-th/9512091; M. Gasperini, in *Proc. of the 4th Course of the Int. School of Astrophysics D. Chalonge* (Erice, 1995), edited by N. Sanchez and A. Zichichi (Kluwer Academic, Dordrecht, 1995), p. 305, hep-th/9509127.
- [20] M. Gasperini and G. Veneziano, Phys. Rev. D **50**, 2519 (1994)
- [21] M. Galluccio, M. Litterio and F. Occhionero, Phys. Rev. Lett. **79**, 970 (1997).
- [22] B. Allen, in *Relativistic Gravitation and Gravitational Radiation*, edited by J.-A. Marck and J.-P. Lasota (Cambridge University Press, 1997).
- [23] D. J. Schwarz, preprint gr-qc/9709027.