

Superluminal travel requires negative energies

Ken D. Olum*

Institute of Cosmology

Department of Physics and Astronomy

Tufts University

Medford, MA 02155

(June 1998)

Abstract

I propose a definition of superluminal travel which requires that the path to be traveled reach a destination surface at an earlier time than any neighboring path. With this definition (and assuming the generic condition) superluminal travel requires weak energy condition violation, i.e., negative energy densities.

04.20.Gz

Typeset using REVTeX

*Email address: `kdo@alum.mit.edu`

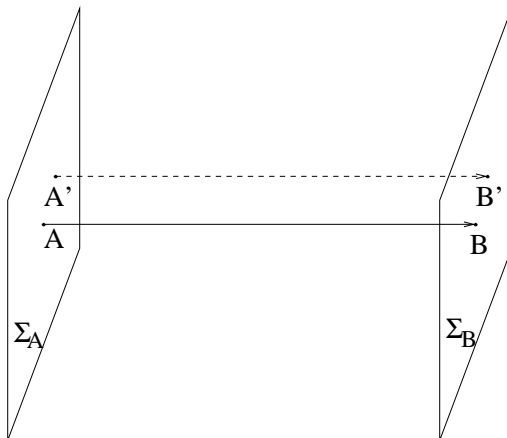


FIG. 1. A superluminal travel arrangement. The metric has been so arranged so that a causal path (solid line) exists between A and B but there are no other causal paths (such a possibility is shown dashed) that connect the 2-surfaces Σ_A and Σ_B .

A longstanding question asks whether the metric of spacetime can be manipulated to allow very rapid travel between spatially distant points. (I will call this “superluminal” or “faster than light” even though, of course, I’m not proposing to go faster than a light signal in the same metric). If one allows arbitrary states of matter, one can construct such spacetimes, as in the examples of Alcubierre [1] and Krasnikov [2,3]. However, these spacetimes require negative energy densities [3,4]; i.e., they violate the weak energy condition (WEC), which states that $T_{\mu\nu}V^\mu V^\nu \geq 0$ for any timelike vector V^μ . The question then is whether it is possible to have superluminal travel without this violation.

Both the Alcubierre bubble and the Krasnikov tube are localized modifications of Minkowski space. In earlier work [5] I showed that the creation of such a situation requires WEC violation. Here I will show in a general spacetime that the existence of superluminal travel (suitably defined) requires WEC violation.

When the origin and destination points are in a connected region of flat space, one can use flat coordinates (t, x, y, z) on this region and define superluminal travel as causal connection between points with $\Delta t^2 < \Delta x^2 + \Delta y^2 + \Delta z^2$. In a more general spacetime, however, a definition can be problematic [5]. Here I propose the following idea: a superluminal travel arrangement should have some path along which it functions best. A signal propagating along this best path should travel further than a signal on any nearby path in the same amount of (externally defined) time. To formalize this we construct small spacelike 2-surfaces around the origin and destination points and say that while the destination is reachable from the origin, no other point of the destination surface is reachable from any point of the origin surface. See Fig. 1. Of course this would be trivial if, for example, the destination surface were curved in such a way that the destination were merely the closest point on its surface to the origin. To avoid this problem we require that the origin (destination) surface be composed of a one-parameter family of spacelike geodesics through the origin (destination) point. Formally, we say that a causal path P is superluminal from A to B only if it satisfies

Condition 1 *There exist 2-surfaces Σ_A around A and Σ_B around B such that (i) if $p \in \Sigma_A$ then a spacelike geodesic lying in Σ_A connects A to p , and similarly for Σ_B , and (ii) if $p \in \Sigma_A$ and $q \in \Sigma_B$ then q is in the causal future of p only if $p = A$ and $q = B$.*

This condition might not be sufficient for what one would call superluminal travel, because it is possible that while P arrives earlier than any nearby path, it is still slower than a path some larger distance away. In this case, we would not want to say that P was superluminal.

Suppose that there is a path P satisfying the above condition, and suppose also that the generic condition [6] holds on P , i.e., there is a point of P at which $K_{[a}R_{b]cd[e}K_{f]}K^cK^d \neq 0$, where K is the tangent vector to P . The generic condition holds whenever there is any normal matter or any transverse tidal force anywhere on P . With these assumptions, we will show that WEC must be violated at some point of P .

First we note that P must be a null geodesic. If P is not a geodesic it can be varied to make a timelike path from A to B . If P is timelike anywhere, then it can be varied to make a timelike path from A to points of Σ_B other than B .

Let K be the tangent vector to the geodesic P . The vector K must be normal to the surface Σ_A . Otherwise there would be points on Σ_A in the past of points on P . Similarly, K must be normal to Σ_B .

Now define a congruence of null geodesics with affine parameter v , normal to Σ_A , and extend K to be the tangent vector at each point of the congruence.

Could there be some point $x \in P$ that is conjugate to the surface Σ_A ? If x were an interior point of P then it would be possible to deform P into a timelike path. If $x = B$ then different geodesics of the congruence would all end at B or points very near to B . These geodesics would have different tangent vectors, which could not all be normal to Σ_B . Thus no point on P is conjugate to Σ_A .

Now we look at $\hat{\theta}$, the expansion of the geodesic congruence. It is given by $\hat{\theta} = K^m{}_{;m}$, where m runs over two orthogonal directions normal to K . (All choices of such directions give the same $\hat{\theta}$.) At A we use directions that lie in Σ_A and at B we use directions that lie in Σ_B . Since Σ_A is extrinsically flat at A , the geodesics are initially parallel, so $\hat{\theta} = 0$ at A . The evolution of $\hat{\theta}$ is given by the Raychaudhuri equation for null geodesics,

$$\frac{d\hat{\theta}}{dv} = -R_{ab}K^aK^b + 2\hat{\omega}^2 - 2\sigma^2 - \frac{1}{2}\hat{\theta}^2 \quad (1)$$

where $\hat{\omega}$ is the vorticity, which vanishes here, $\hat{\sigma}$ is the shear, and R_{ab} is the Ricci curvature tensor. Since there are no conjugate points, $\hat{\theta}$ is well-defined all along P . If the weak energy condition is satisfied, then $R_{ab}K^aK^b \geq 0$, so $d\hat{\theta}/dv \leq 0$. From the generic condition, $\hat{\sigma}$ cannot vanish everywhere, thus WEC implies

$$\hat{\theta} < 0 \quad (2)$$

at B . If we can show that instead $\hat{\theta} \geq 0$ at B , then WEC must be violated on P .

First we establish a basis for vectors at B . Let E_1 and E_2 be orthonormal vectors tangent to Σ_B at B . Let E_3 be a unit spacelike vector orthonormal to E_1 and E_2 with $g(K, E_3) > 0$. Let E_4 be the unit future-directed timelike vector orthogonal to E_1 , E_2 , and E_3 . Using these

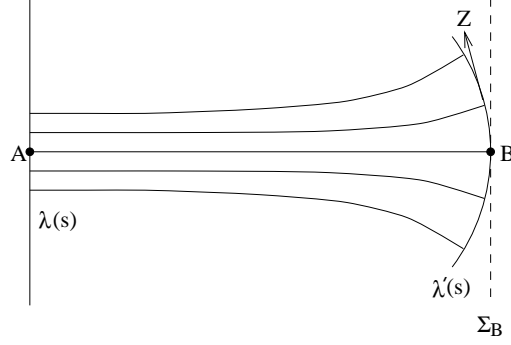


FIG. 2. Congruence of null geodesics from $\lambda(s)$ followed into the future until they reach points near B with $t = 0$ at a curve $\lambda'(s)$ with tangent vector Z . At points near B , $\lambda'(s)$ must have negative z coordinate.

vectors establish (Riemannian) normal coordinates near B . The space Σ_B consists of the points with $t = z = 0$.

Let $\lambda(s)$ be a smooth curve on Σ_A with $\lambda(0) = A$. Let $\lambda(s, v)$ be the point an affine distance v along the null geodesic from $\lambda(s)$. Eventually each geodesic will pass near B and will cross the hypersurface with $t = 0$. Call this crossing point $\lambda'(s)$ and adjust the length of the vectors K on Σ_A so that $\lambda(s, 1) = \lambda'(s)$. See Fig. 2.

The z coordinate of $\lambda'(s)$ must be negative. Otherwise, points on Σ_B ($z = t = 0$) would be the future of points of the geodesics from Σ_A .

Let Z be the tangent vector to $\lambda(s, v)$ in the s direction. By construction, $K^a Z_a = 0$ on Σ_A . This product is constant along each geodesic [6], so $K^a Z_a = 0$ everywhere. If we follow along $\lambda'(s)$ from B we see that

$$0 = \frac{d}{ds}(K^a Z_a) = (K^a Z_a)_{;b} Z^b = K^a{}_{;b} Z_a Z^b + K^a Z_{a;b} Z^b. \quad (3)$$

The only non-vanishing components of K are K^3 and K^4 . Since $\lambda'(s)$ lies in the $t = 0$ hypersurface, $Z^4 = 0$ everywhere, so only $a = 3$ contributes to $K^a Z_{a;b}$ at B . Thus from Eq. (3)

$$K^a{}_{;b} Z_a Z^b = -K^3 Z_{3;b} Z^b. \quad (4)$$

At B , $Z_3 = 0$. We must also have $Z_{3;b} Z^b \leq 0$ because otherwise λ'^3 would become positive. By construction, $K^3 > 0$, so $K^3 Z_{3;b} Z^b \leq 0$ and

$$K^a{}_{;b} Z_a Z^b \geq 0 \quad (5)$$

The congruence of geodesics provides a map from tangent vectors to $\lambda(s)$ at A to tangent vectors to $\lambda'(s)$ at B . Since there are no conjugate points, this map is non-singular and can be inverted. Thus we can find choices of $\lambda(s)$ that make $Z = E_1$ or $Z = E_2$. Then we find that $K^1{}_{;1} \geq 0$ and $K^2{}_{;2} \geq 0$ and so

$$\hat{\theta} = K^m{}_{;m} \geq 0 \quad (6)$$

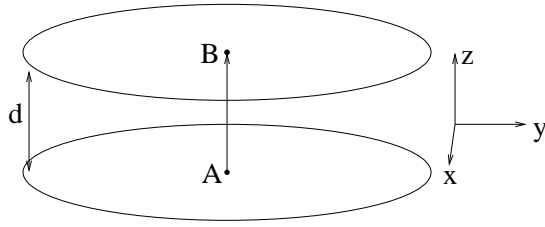


FIG. 3. Circular conducting plates give rise to a negative pressure and energy density, and a consequent advancement of the time of arrival of a null ray from A to B .

in contradiction to Eq. (2).

Thus we see that any spacetime that admits superluminal travel on some path P (and thus, according to our definition, that satisfies condition 1) and that satisfies the generic condition on P , must also violate the weak energy condition at some point of P .

One can compare this theorem with those of Tipler [7,8] and Hawking [9]. These theorems rule out the construction of closed timelike curves (CTC's) from a compact region unless there is WEC violation or a singularity on the boundary of the causality violating region. The present theorem rules out the existence, rather than construction, of superluminal travel, unless there is weak energy condition violation. Spacetime singularities do not provide an alternative (other than by making the purported path not actually reach the destination), and the WEC violation must occur along the path to be traveled.

This raises the question of whether the present theorem can be extended to rule out more time machines than the theorems of Tipler and Hawking do. However, this extension is not easily accomplished. Inside a CTC-containing region, each point will be in the future of each other point. Thus one cannot construct surfaces Σ_A and Σ_B with the required properties. Even if one puts the points A and B on the Cauchy horizon, it is still not possible to construct spacelike 2-surfaces that do not intersect the CTC-containing region.

Does this theorem mean that superluminal travel is impossible? No, because the weak energy condition is not obeyed by systems of quantum fields. The best example is the Casimir effect, and in fact, the Casimir effect does provide an example which satisfies condition 1.

Consider the system shown in Fig. 3. The quantum expectation value of the electromagnetic stress-energy tensor between the plates is

$$T_{ab} = \frac{\pi^2}{720d^4} \text{diag}(-1, 1, 1, -3). \quad (7)$$

For a geodesic traveling in the z direction, we find

$$R_{ab}K^aK^b = -\frac{2\pi^3}{45d^4}. \quad (8)$$

Now let Σ_A be the lower plate and Σ_B be the upper plate, and we can go through the argument above in reverse. We start with $\hat{\theta} = 0$ as before, and now $\hat{\sigma} = 0$ by symmetry. As before, $\hat{\omega} = 0$, so the Raychaudhuri equation (1) gives

$$\frac{d\hat{\theta}}{dv} = -R_{ab}K^aK^b > 0 \quad (9)$$

so the geodesics around P are defocused. Thus the geodesic P travels further in the z direction by the same t than neighboring geodesics, and condition 1 is satisfied.

It is not clear whether this phenomenon is sufficient to provide a system of superluminal travel. The discussion above is not complete, because it does not account for the mass of the plates or of the supporting structure required to keep them apart against the tension in the field. A long, straight path traveling through the center of the plates arrives earlier than nearby paths, but is possible that a path that avoids the system of plates entirely might arrive still earlier.

I would like to thank Arvind Borde, Allen Everett, Larry Ford, Michael Pfenning, and Tom Roman for helpful conversations. This work was supported in part by funding provided by the National Science Foundation.

REFERENCES

- [1] M. Alcubierre, *Class. Quantum Grav.* **11**, L73 (1994).
- [2] S. V. Krasnikov, *Phys. Rev. D* **57**, 4760 (1998), gr-qc/9511068.
- [3] A. Everett and T. A. Roman, *Phys. Rev. D* **56**, 2100 (1997), gr-qc/9702049.
- [4] M. J. Pfenning and L. H. Ford, *Class. Quantum Grav.* **14**, 1743 (1997), gr-qc/9702026.
- [5] K. D. Olum, *Phys. Rev. Lett.* **81**, in publication (1998).
- [6] S. W. Hawking and G. F. R. Ellis, *The Large Scale Structure of Space-time* (Cambridge University Press, London, 1973).
- [7] F. J. Tipler, *Phys. Rev. Lett.* **37**, 879 (1976).
- [8] F. J. Tipler, *Ann. Phys.* **108**, 1 (1977).
- [9] S. W. Hawking, *Phys. Rev. D* **46**, 603 (1992).