

# A hollow sphere as a detector of gravitational radiation

E. Coccia

*Dipartimento di Fisica, Università di Roma “Tor Vergata” and  
INFN Sezione di Roma Tor Vergata, Via Ricerca Scientifica 1, 00133 Roma, Italy*

V. Fafone

*INFN Laboratori Nazionali di Frascati, Via E. Fermi 40, 00044 Frascati, (Roma), Italy*

G. Frossati

*Kamerlingh Onnes Laboratory, Leiden University, Leiden, The Netherlands*

J. A. Lobo and J.A. Ortega

*Departament de Física Fonamental, Universitat de Barcelona, Spain*

(15 March 1997)

(Revised October 15, 2018)

The most important features of the proposed spherical gravitational wave detectors are closely linked with their symmetry. *Hollow* spheres share this property with *solid* ones, considered in the literature so far, and constitute an interesting alternative for the realization of an omnidirectional gravitational wave detector. In this paper we address the problem of how a hollow elastic sphere interacts with an incoming gravitational wave and find an analytical solution for its normal mode spectrum and response, as well as for its energy absorption cross sections. It appears that this shape can be designed having relatively low resonance frequencies ( $\sim 200$  Hz) yet keeping a large cross section, so its frequency range overlaps with the projected large interferometers. We also apply the obtained results to discuss the performance of a hollow sphere as a detector for a variety of gravitational wave signals.

04.80.Nn, 95.55.Ym

## I. INTRODUCTION

Thirty-five years after the beginning of the experimental search for cosmic gravitational waves (GW), several resonant-mass detectors (cryogenic cylindrical bars) are currently monitoring the strongest potential sources in our Galaxy and in the local group [1]. The sensitivity of such detectors is  $h \simeq 6 \times 10^{-19}$  for millisecond GW bursts, or, in spectral units,  $10^{-21} \text{ Hz}^{-1/2}$  over a bandwidth of a few Hz around 1 kHz. A further improvement in sensitivity and bandwidth is expected from the operation at ultralow temperatures of the two bar detectors *NAUTILUS* [2] and *AURIGA* [3] in Italy, and even better sensitivities and bandwidths will come about as more advanced readout systems are developed. Projects for spherical resonant-mass GW detectors have emerged in the last few years in the resonant-mass community [4–7], due to their remarkable advantages with respect to the operating bars [8].

In a cylindrical bar only the first longitudinal mode of vibration interacts strongly with the GW, and consequently only *one* wave parameter can be measured: the amplitude of a combination of the two polarization states. On the other hand each quadrupole mode of a spherical mass is five-fold degenerate (its angular dependence is described in terms of the five spherical harmonics  $Y_{lm}(\theta, \varphi)$  with  $l=2$  and  $m=-2, \dots, 2$ ), and presents an *isotropic* cross section. The cross section of the lowest order ( $n=1$ ) mode is the highest, and is larger than that of a cylindrical antenna made of the same material and with the same resonant frequency by a factor of about  $0.8 (R_s/R_b)^2$  [6,7], where  $R_s$  and  $R_b$  are the radius of the sphere and of the bar, respectively. This means a factor of 20 over present bars. Moreover, the sphere’s cross section is also high at its second quadrupole harmonic.

The five-fold degeneracy of the quadrupole modes enables the determination of the GW amplitudes of two polarization states and the two angles of the source direction. The method first outlined by Forward [9] and later developed by Wagoner and Paik [10], consists in measuring the sphere vibrations in at least five independent locations on the sphere surface so as to determine the vibration amplitude of each of the five degenerate modes. The Fourier components of the GW amplitudes at any quadrupole frequencies and the two angles defining the source direction can be obtained as suitable combinations of these five outputs [5,6,8,11,12].

The signal deconvolution is based on the assumption that in the wave frame (that in which the  $z$  axis is aligned with the wave propagation direction) only the  $l=2$  and  $m=\pm 2$  modes are excited by the GW, as the helicity of a GW

is 2 in General Relativity. One can take advantage of this to deconvolve the wave propagation direction and the GW amplitudes in the wave frame.

Most of the nice properties of a spherical GW detector depend on its being *spherically symmetric*. A spherical shell, or *hollow sphere*, obviously maintains that symmetry, so it can be considered an interesting alternative to the usual *solid* sphere. In order to have a good cross section, a resonant GW detector must be made of a high speed of sound material, and have a large mass. The actual construction of a massive spherical body may be technically difficult. In fact, fabricating a large hollow sphere is a different task than fabricating a solid one. Casting a hollow half sphere is a nearly two dimensional cast, at odds with casting a solid sphere, which requires rather special moulds. As an example of the feasibility of large two dimensional casting we can mention the fabrication of propellers of more than 10 meters in size and masses of the order of 100 tons [13]. Two hollow hemispheres could then be welded together with electron beam techniques. However, while it is known that these welding technique preserve most of the properties of the bare material, its effect on the acoustic quality factor (a relevant parameter in resonant mass detectors) must be further studied.

We have investigated the properties of a hollow sphere as a potential GW antenna. The purpose of this paper is to present a detailed report of the main results of such an investigation, and to discuss the real interest of this new detector shape.

In section 2 we present the complete analytical solution of the eigenmode problem for a hollow sphere of arbitrary thickness, including the full frequency and amplitude spectrum. Section 3 is devoted to the cross section analysis, while in section 4 we take up the study of the system sensitivity to various GW signal classes. Finally, we present an outlook and summary of conclusions in section 5.

## II. NORMAL MODES OF VIBRATION AND EIGENFREQUENCIES OF A HOLLOW SPHERE

In this section we consider the problem of a hollow elastic sphere in order to obtain its normal modes and frequency spectrum. This is a classical problem in Elasticity theory which was posed and partly addressed already in the last century, see e.g. [14] and references therein.

Let  $R$  and  $a$  be the outer and inner radius of the sphere, respectively. The elastic properties of the sphere, provided it is homogenous and isotropic, will be described by its Lamé coefficients,  $\lambda$  and  $\mu$ , and its density,  $\rho$ . As is well known (see, e.g., [8]), the normal modes are obtained as the solutions to the eigenvalue equation

$$\nabla^2 \mathbf{u} + (1 + \lambda/\mu) \nabla(\nabla \cdot \mathbf{u}) = -k^2 \mathbf{u}, \quad (k^2 \equiv \omega^2 \rho/\mu), \quad (2.1)$$

subject to the boundary conditions that the solid's surface be free of any tensions and/or tractions; these are expressed by the equations

$$\sigma_{ij} n_j = 0 \quad \text{at } r = R \quad \text{and at } r = A \quad (R \geq a \geq 0), \quad (2.2)$$

where the sphere's surface  $S$  has outward normal  $\mathbf{n}$ . The possibility of a spherical shell ( $a = R$ ), and that of a solid sphere ( $a = 0$ ), are allowed. The stress tensor  $\sigma_{ij}$  is given by [8]

$$\sigma_{ij} = \lambda u_{k,k} \delta_{ij} + 2\mu u_{(i,j)}. \quad (2.3)$$

The general solution to (2.1) can be cast in the form

$$\begin{aligned} \mathbf{u}(\mathbf{x}) = & C_o \nabla \phi(\mathbf{x}) + iC_1 \mathbf{L}\psi(\mathbf{x}) + iC_2 \nabla \times \mathbf{L}\psi(\mathbf{x}) + \\ & D_o \nabla \tilde{\phi}(\mathbf{x}) + iD_1 \mathbf{L}\tilde{\psi}(\mathbf{x}) + iD_2 \nabla \times \mathbf{L}\tilde{\psi}(\mathbf{x}), \end{aligned} \quad (2.4)$$

where  $C_i, D_i$  are constants,  $\mathbf{L} \equiv -i\mathbf{x} \times \nabla$ , and the scalar functions  $\phi, \psi, \tilde{\phi}, \tilde{\psi}$  are given by

$$\phi(\mathbf{x}) = j_l(qr) Y_{lm}(\theta, \varphi), \quad \psi(\mathbf{x}) = j_l(kr) Y_{lm}(\theta, \varphi), \quad (2.5)$$

$$\tilde{\phi}(\mathbf{x}) = y_l(qr) Y_{lm}(\theta, \varphi), \quad \tilde{\psi}(\mathbf{x}) = y_l(kr) Y_{lm}(\theta, \varphi), \quad (2.6)$$

where  $q \equiv k\sqrt{\mu/(\lambda + \mu)}$ , and  $Y_{lm}$  denotes a spherical harmonic. Finally,  $j_l$  and  $y_l$  are the standard Bessel functions of the first and second kind, respectively (see, e.g., [15]). The latter (which are singular at the origin) must be included in our case, as  $r = 0$  lies outside the boundary  $S$ . The boundary conditions (2.2) become, after rather lengthy calculations, a system of linear equations which splits up into a  $4 \times 4$  linear system for  $(C_o, C_2, D_o, D_2)$ , and a  $2 \times 2$  system for  $(C_1, D_1)$ . That is, we have a linear system of the form:

$$\begin{pmatrix} \mathbf{A}_P & 0 \\ 0 & \mathbf{A}_T \end{pmatrix} \begin{pmatrix} \mathbf{C}_P \\ \mathbf{C}_T \end{pmatrix} = 0, \quad (2.7)$$

with

$$\mathbf{C}_P \equiv (C_o, C_2, D_o, D_2)^t, \quad \mathbf{C}_T \equiv (C_1, D_1)^t, \quad (2.8)$$

where the superscript  $t$  denotes transposition, and the corresponding matrices are:

$$\mathbf{A}_P = \begin{pmatrix} \beta_4(qR) & -l(l+1)s^{-2}\beta_1(kR) & \tilde{\beta}_4(qR) & -l(l+1)s^{-2}\tilde{\beta}_1(kR) \\ \beta_1(qR) & -s^{-2}\beta_3(kR) & \tilde{\beta}_1(qR) & -s^{-2}\tilde{\beta}_3(kR) \\ \beta_4(qa) & -l(l+1)s^{-2}\beta_1(ka) & \tilde{\beta}_4(qa) & -l(l+1)s^{-2}\tilde{\beta}_1(ka) \\ \beta_1(qa) & -s^{-2}\beta_3(ka) & \tilde{\beta}_1(qa) & -s^{-2}\tilde{\beta}_3(ka) \end{pmatrix} \quad (2.9)$$

and

$$\mathbf{A}_T = \begin{pmatrix} \beta_1(kR) & \tilde{\beta}_1(kR) \\ \beta_1(ka) & \tilde{\beta}_1(ka) \end{pmatrix} \quad (2.10)$$

Here  $s \equiv q/k$ , and we have introduced the set of functions:

$$\beta_o(z) \equiv j_l(z)z^{-2} \quad \beta_1(z) \equiv (j_l(z)z^{-1})' \quad \beta_2(z) \equiv j_l''(z) \quad (2.11)$$

$$\beta_3(z) \equiv \frac{1}{2}\beta_2(z) - \left\{1 - \frac{l(l+1)}{2}\right\}\beta_o(z), \quad \beta_4(z) \equiv \beta_2(z) - \frac{\lambda}{2\mu}z^2\beta_o(z), \quad (2.12)$$

while the tilded ones are their singular counterparts, with  $y_l$  instead of  $j_l$  (i.e.,  $\tilde{\beta}_o(z) \equiv y_l(z)z^{-2}$ , and so on). The matrices  $\mathbf{A}_P$  and  $\mathbf{A}_T$  are functions of  $kR$ , and depend on the parameter  $a/R$ , and, in the case of  $\mathbf{A}_P$ , also on  $s$ <sup>1</sup>. The *discrete* set of  $kR$  values that make compatible the system (2.7) constitute the *spectrum* of the elastic sphere. We can distinguish two families of normal modes:

(i) *Toroidal modes*. These are characterized by

$$\det \mathbf{A}_T = 0, \quad \mathbf{C}_P = 0. \quad (2.13)$$

Hence they are purely tangential, and their frequencies depend only on the ratio  $a/R$ . Their amplitudes are

$$\mathbf{u}_{nlm}^T(\mathbf{x}) = T_{nl}(r) i\mathbf{L}Y_{lm}(\theta, \phi), \quad (2.14)$$

with

$$T_{nl}(r) = C_1(n, l) \left\{ \tilde{\beta}_1(k_{nl}R)j_l(k_{nl}r) - \beta_1(k_{nl}R)y_l(k_{nl}r) \right\}, \quad (2.15)$$

where  $C_1(n, l)$  is fixed by the chosen normalization. The corresponding eigenvalues are obtained as solutions to the transcendental equation (2.13). For the degenerate limit  $a = R$  the equation to be solved is

$$\det \begin{pmatrix} \beta_1(kR) & \tilde{\beta}_1(kR) \\ \beta_1'(kR) & \tilde{\beta}_1'(kR) \end{pmatrix} = 0, \quad (2.16)$$

with the prime denoting differentiation respect to the argument. Using standard properties of Bessel functions [15], it can be easily shown that

$$\beta_1(kR)\tilde{\beta}_1'(kR) - \tilde{\beta}_1(kR)\beta_1'(kR) = (kR)^{-6}[(kR)^2 + 2 - l(l+1)],$$

and, in this case, there is only *one* eigenvalue for each  $l > 1$ , given by the only root of the above equation,  $(k_l R)^2 = l(l+1) - 2$ <sup>2</sup>. Figure 1 displays  $k_{nl}R$  as a function of  $a/R$  for the first few toroidal modes. The existence of just one mode for each  $l > 1$  in the thin shell limit shows as a divergence of  $k_{nl}R$  when  $a/R$  approaches 1 and  $n > 1$ . In figure 2 we plot the normalized toroidal amplitudes  $T_{nl}(r)$  for two quadrupolar modes and three different values of the parameter  $a/R$ . We observe that their absolute values at the outer surface show little dependence on the ratio  $a/R$ .

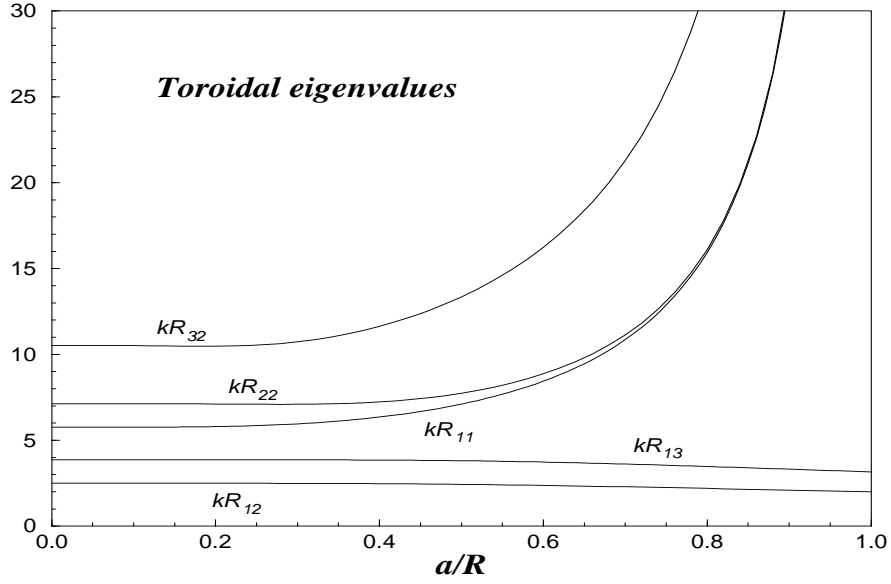


FIG. 1. Functional dependence of the first few toroidal eigenvalues of a hollow sphere on the ratio  $a/R$ . Solid sphere values ( $a=0$ ) are found on the intersections with the ordinate axis.

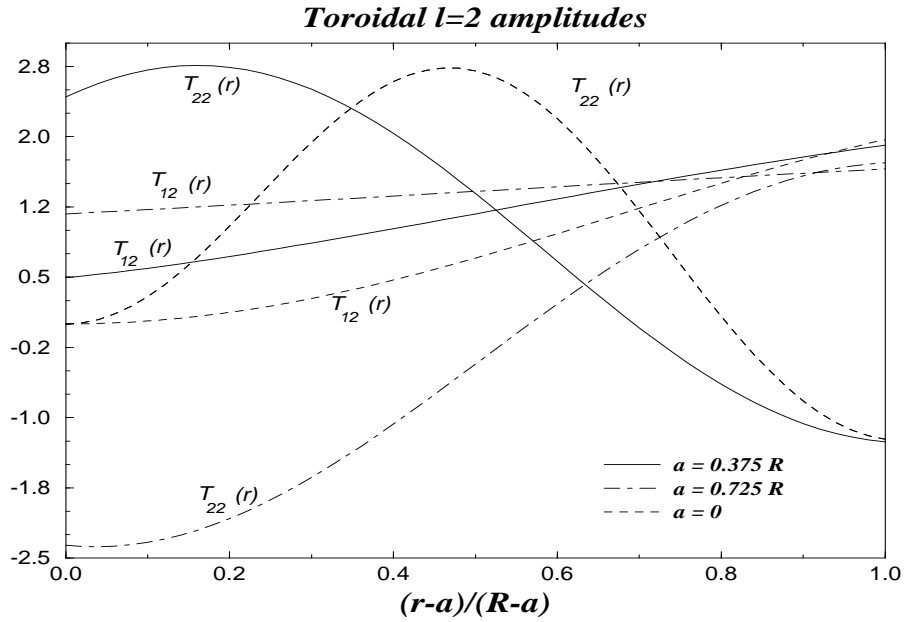


FIG. 2. Toroidal mode radial functions for the first two quadrupole harmonics and a few values of the geometric ratio  $a/R$ . The magnitude represented in abscissas is such that the region plotted spans radially the material thickness of the hollow sphere.

(ii) *Spheroidal modes*. This second family is characterized by:

$$\det \mathbf{A}_P = 0, \quad \mathbf{C}_T = 0. \quad (2.17)$$

In this case, the expressions get more involved, as we have to handle a  $4 \times 4$  determinant. Once the spectrum  $k_{nl}$  is found for given  $a/R$  and  $s$ , the system (2.7) can be solved for  $C_2/C_o$ ,  $D_o/C_o$ , and  $D_2/C_o$ . If we label these coefficients  $p_o(n, l)$ ,  $p_1(n, l)$ ,  $p_2(n, l)$ , the eigenmodes can be written as

$$\mathbf{u}_{nlm}^P = N_{nl}(r) Y_{lm}(\theta, \phi) \mathbf{n} - i E_{nl}(r) \mathbf{n} \times \mathbf{L} Y_{lm}(\theta, \phi), \quad (2.18)$$

with

$$N_{nl}(r) = C_o(n, l) \left[ j_l'(q_{nl}r) - p_o(n, l) \frac{l(l+1)}{q_{nl}r} j_l(k_{nl}r) + p_1(n, l) y_l'(q_{nl}r) - p_2(n, l) \frac{l(l+1)}{q_{nl}r} y_l(k_{nl}r) \right], \quad (2.19)$$

$$E_{nl}(r) = C_o(n, l) \frac{1}{q_{nl}r} [j_l(q_{nl}r) - p_o(n, l) \{k_{nl}r j_l(k_{nl}r)\}' + p_1(n, l) y_l(q_{nl}r) - p_2(n, l) \{k_{nl}r y_l(k_{nl}r)\}'], \quad (2.20)$$

where  $C_o(n, l)$  is, again, free up to normalization. The spectrum for the degenerate case  $a = R$  is given by the solutions to

$$\det \begin{pmatrix} \beta_4(qR) & -l(l+1)s^{-2}\beta_1(kR) & \tilde{\beta}_4(qR) & -l(l+1)s^{-2}\tilde{\beta}_1(kR) \\ \beta_1(qR) & -s^{-2}\beta_3(kR) & \tilde{\beta}_1(qR) & -s^2\tilde{\beta}_3(kR) \\ \beta_4'(qR) & -l(l+1)s^{-1}\beta_1'(kR) & \tilde{\beta}_4'(qR) & -l(l+1)s^{-1}\tilde{\beta}_1'(kR) \\ \beta_1'(qR) & -s^{-1}\beta_3'(kR) & \tilde{\beta}_1'(qR) & -s^{-1}\tilde{\beta}_3'(kR) \end{pmatrix} = 0, \quad (2.21)$$

which happens to have *two* solutions for each value of  $l$  when  $l > 1$  and only *one* root for  $l < 2$ <sup>3</sup>.

Plotting  $k_{nl}R$  as a function of  $a/R$ , we see that the third and higher roots diverge as the inner radius approaches  $R$ , see figures 3 and 4. Figures 5–7 show the normalized radial functions for a few spheroidal modes and values of  $a/R$ . As in the toroidal case, their values at  $r = R$  (where measurements using transducers are to be made eventually) are nearly independent of  $a/R$ .

### III. CROSS SECTION FOR THE HOLLOW SPHERE

A convenient way to characterise a resonant detector sensitivity is through its GW energy absorption cross section, defined as

$$\sigma_{\text{abs}}(\omega) = \frac{\Delta E_a(\omega)}{\Phi(\omega)} \quad (3.1)$$

where  $\Delta E_a(\omega)$  is the energy absorbed by the detector at frequency  $\omega$ , and  $\Phi(\omega)$  is the incident flux density expressed e.g. in watt/m<sup>2</sup> Hz. Estimation of  $\sigma_{\text{abs}}(\omega)$  requires a hypothesis about the underlying gravitation theory to calculate  $\Phi(\omega)$ , and specification of the antenna's geometry to calculate  $\Delta E_a(\omega)$ . Here we shall assume that General Relativity

---

<sup>1</sup>This parameter is a function of the Poisson ratio  $\sigma$ ; for the usual value  $\sigma = 1/3$ ,  $s = 0.5$  and  $\lambda/\mu = 2$ . These values are assumed, unless otherwise stated.

<sup>2</sup> This equation shows explicitly a property shared by all toroidal modes, namely, that their dimensionless eigenvalues  $k_{nl}R$  do *not* depend on the elastic properties of the material.

<sup>3</sup>The purely radial case  $l = 0$  is simpler, because the eigenvalue equation (protect2.21) becomes

$$\beta_4(qR)\tilde{\beta}_4(qR) - \beta_4'(qR)\tilde{\beta}_4'(qR) = 0,$$

and has only one solution, namely  $qR = (\mu/\lambda)\sqrt{3 - \mu/\lambda}$ . Unlike toroidal eigenvalues, spheroidal ones do depend on  $\mu/\lambda$ .

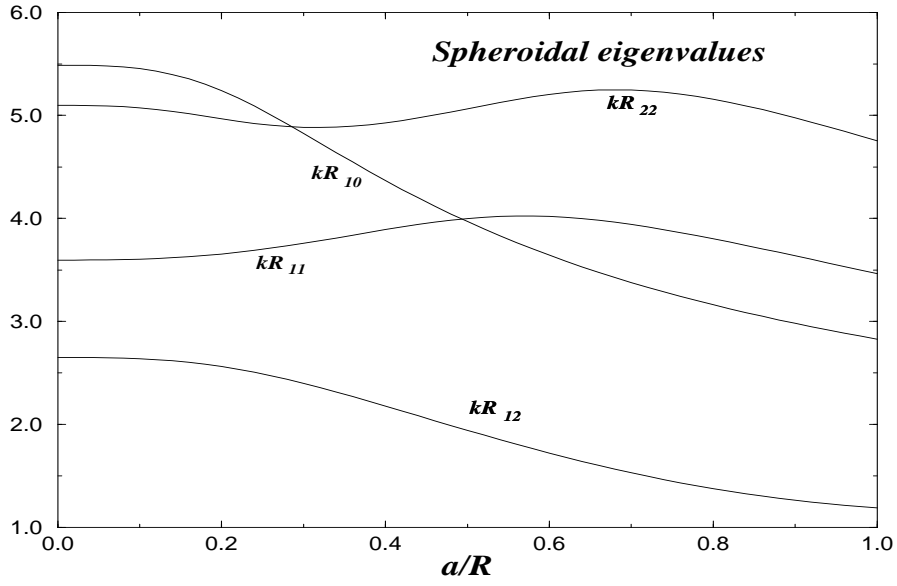


FIG. 3. Functional dependence of the first few spheroidal eigenvalues of a hollow sphere on the ratio  $a/R$ . Solid sphere values ( $a=0$ ) are found on the intersections with the ordinate axis.

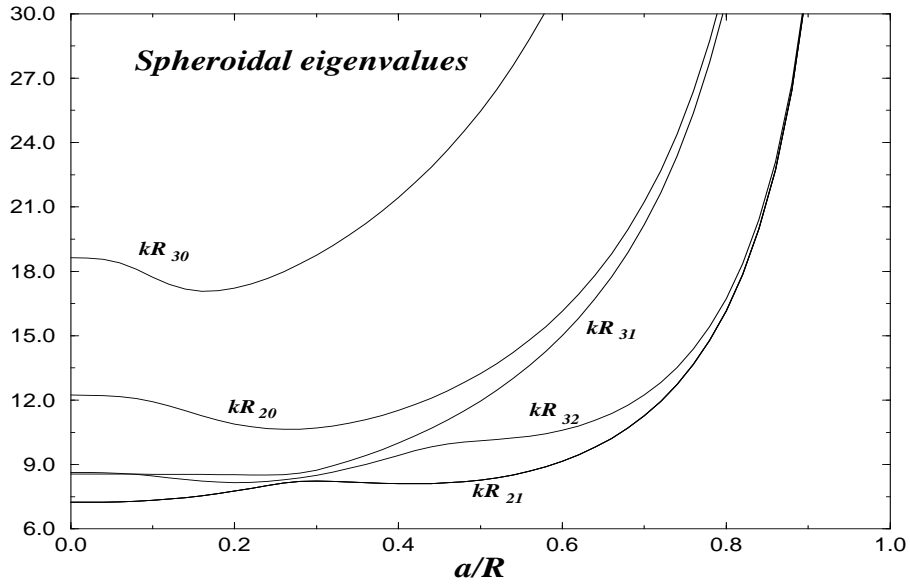


FIG. 4. Functional dependence of higher spheroidal eigenvalues of a hollow sphere on the ratio  $a/R$ . The harmonics in this graph do not exist in the thin shell limit, and this shows as divergencies as  $a$  approaches  $R$ .

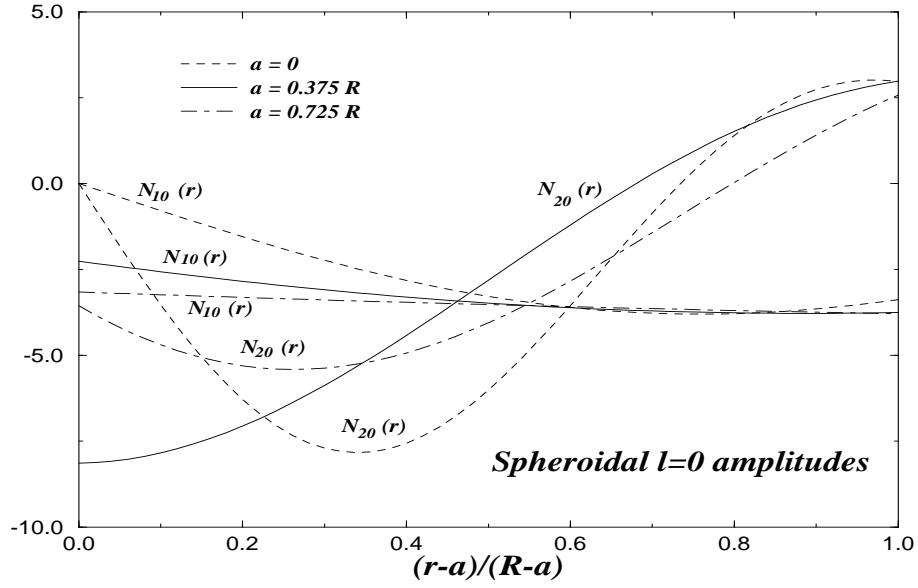


FIG. 5. Spheroidal mode radial  $N$ -functions —see equation (2.19)— for the first two monopole harmonics and a few values of the geometric ratio  $a/R$ . The magnitude represented in abscissas is such that the region plotted spans radially the material thickness of the hollow sphere.

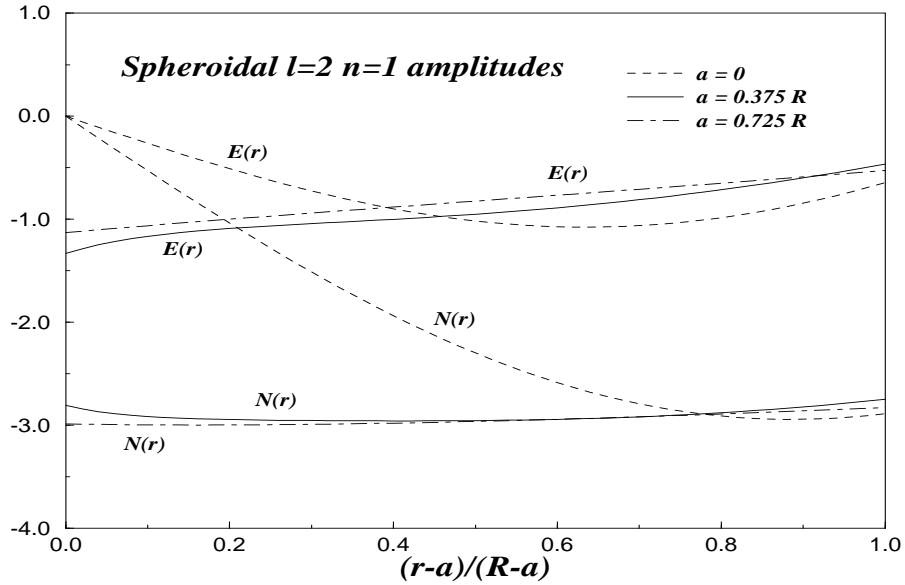


FIG. 6. Spheroidal mode radial functions —see equations (2.19) and (2.20)— for the *first* quadrupole harmonic.

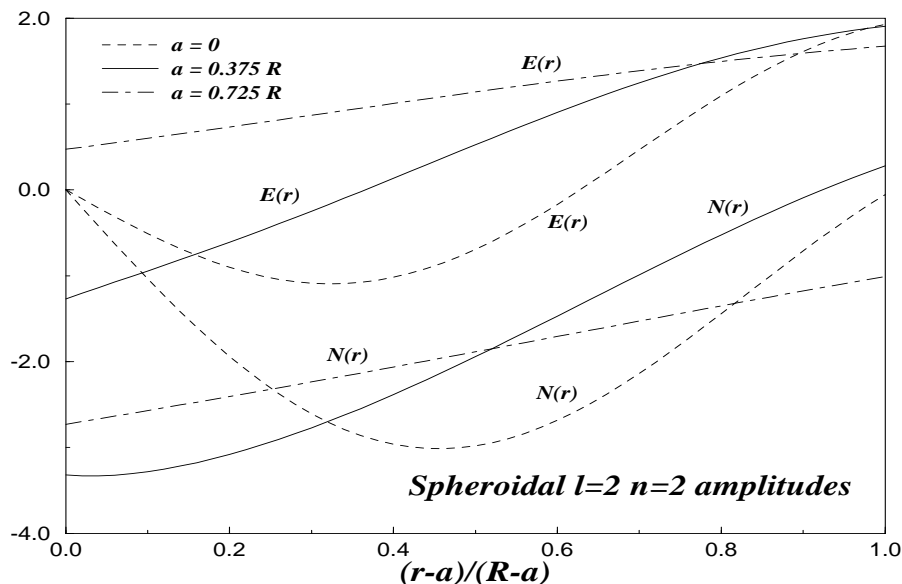


FIG. 7. Spheroidal mode radial functions —see equations (2.19) and (2.20)— for the *second* quadrupole harmonic.

is the correct gravitation theory, and proceed to calculate the oscillation energy of the solid as a consequence of its excitation by an incoming GW, which we shall naturally identify with  $\Delta E_a(\omega)$ . We briefly sketch the details of the process now.

As shown in [8], an elastic solid's response to a GW force can be expressed by a very general formula, which is easily particularised to a spherically symmetric body such as the *solid* sphere or the *hollow* sphere. In both cases, as we have just seen, the vibration eigenmodes belong into two families (spheroidal and toroidal), but GWs only couple to *quadrupole spheroidal harmonics*. If the frequencies of these modes are noted by  $\omega_{n2}$  ( $n=1$  for the lowest value,  $n=2$  for the next, etc.) and the corresponding wavefunctions by  $\mathbf{u}_{n2m}(\mathbf{x})$  then the elastic displacements are given by

$$\mathbf{u}(\mathbf{x}, t) = \sum_{n=1}^{\infty} \frac{b_n}{\omega_{n2}} \left[ \sum_{m=-2}^2 \mathbf{u}_{n2m}(\mathbf{x}) g_{n2}^{(m)}(t) \right] \quad (3.2)$$

where

$$g_{nl}^{(m)}(t) \equiv \int_0^t g^{(m)}(t') \sin \omega_{n2}(t-t') dt', \quad (m = -2, \dots, 2) \quad (3.3)$$

and  $g^{(m)}(t)$  are the quadrupole components of the Riemann tensor, while  $b_n$  is an *overlapping integral factor* of the GW's tidal coefficient over the solid's extension. Much like in the case of a solid sphere, it has dimensions of length, and is given by a definite integral of the radial terms in the wavefunction  $\mathbf{u}_{n2m}(\mathbf{x})$ ; more specifically,

$$\frac{b_n}{R} = -\frac{\rho}{M} \int_a^R r^3 [N_{n2}(r) + 3E_{n2}(r)] dr = -\frac{C_o(n, 2)}{4\pi q_{n2} R} [G_2(R) - G_2(a)], \quad (3.4)$$

where we have introduced the dimensionless function

$$G_2(z) \equiv \frac{z^3}{R^3 - a^3} [j_2(q_{n2}z) + p_1(n, 2)y_2(q_{n2}z) - -3p_o(n, 2)j_2(k_{n2}z) - 3p_2(n, 2)y_2(k_{n2}z)] \quad (3.5)$$

and assumed the following normalization for the wavefunctions:

$$\int_{\text{Solid}} |\mathbf{u}_{nlm}|^2 \rho d^3\mathbf{x} = \int_a^R r^2 dr \rho [N_{ln}^2(r) + l(l+1)E_{ln}^2(r)] = M \quad (3.6)$$

The calculation of  $\Delta E_a(\omega)$  can now be pursued along the lines set up in reference [8]: the Fourier transform  $\mathbf{U}(\mathbf{x}, \omega)$  of the response function  $\mathbf{u}(\mathbf{x}, t)$  of equation (3.2) is calculated, whereby the *spectral energy density* can be obtained as



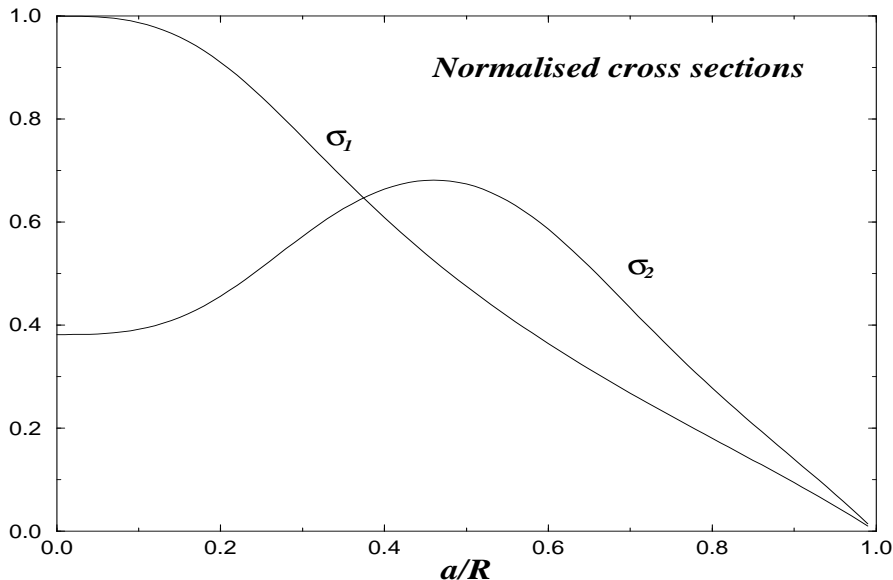


FIG. 8. Cross sections of a hollow sphere in its first two quadrupole modes as a function of thickness. Values are referred to the cross section of a solid sphere in its first quadrupole resonance, whose *radius* is assumed to be equal to the *outer* radius of the hollow sphere.

$$W(\omega) = \frac{1}{T} \int_{\text{Solid}} \frac{1}{2} \omega^2 |\mathbf{U}(\mathbf{x}, \omega)|^2 \rho d^3x \quad (3.7)$$

where  $T$  is the *integration time* of the signal in the detector. The energy deposited by the GW in the  $n$ -th quadrupole mode is hence calculated by integration of this spectral density over the linewidth of the mode. It is readily found that

$$\Delta E_a(\omega_{n2}) = \frac{1}{2} M b_n^2 \sum_{m=-2}^2 |G^{(m)}(\omega_{n2})|^2 \quad (3.8)$$

where  $G^{(m)}(\omega)$  is the Fourier transform of  $g^{(m)}(t)$ .

The GW flux in the denominator of (3.1) is (clearly) proportional to the sum in the rhs of (3.8), the proportionality factor being in turn proportional to  $\omega^2$ —see [8] for a detailed discussion—, so we finally obtain

$$\sigma_n \equiv \sigma_{\text{abs}}(\omega_{n2}) = \frac{16\pi^2}{15} \frac{GMv_t^2}{c^3} (k_{n2}b_n)^2 \quad (3.9)$$

where  $v_t^2 = \mu/\rho$ ,  $M$  is the detector's mass, and  $G$  is Newton's constant. This equation allows relatively easy numerical evaluation of the cross sections, as well defined computer programmes can be written for the purpose.

As we have seen in section 2 above, the eigenvalues and wavefunctions of a hollow sphere only depend on the ratio  $a/R$ , and therefore so does the quantity  $(k_{n2}b_n)$  in (3.9). So the cross section  $\sigma_n$  only depends on that ratio, too, once a suitable unit of *mass* is adopted for reference. In figures 8 and 9 we plot  $\sigma_n$  for the first two quadrupole modes of the hollow sphere in two different circumstances: in figure 8 we assume a hollow sphere of *fixed* outer radius—thus its mass decreases with thickness—, and in figure 9 we have instead assumed that the mass of the hollow sphere is *fixed*, so that its geometrical size increases as it gets thinner. In either case we see that, for the higher mode, the maximum cross section does not happen at  $a=0$ , but at some intermediate inner radius: for  $a \approx 0.37745R$ , the cross-section for the second quadrupole mode equals that of the first, and we have the possibility of working with a detector *with the same (high) sensitivity at two frequencies*.

#### IV. SENSITIVITY TO GW SIGNALS

We assume that the mechanical oscillations induced in a resonant mass by the interaction with the GW are transformed into electrical signals by a set of identical noiseless transducers (for the sake of simplicity, we consider

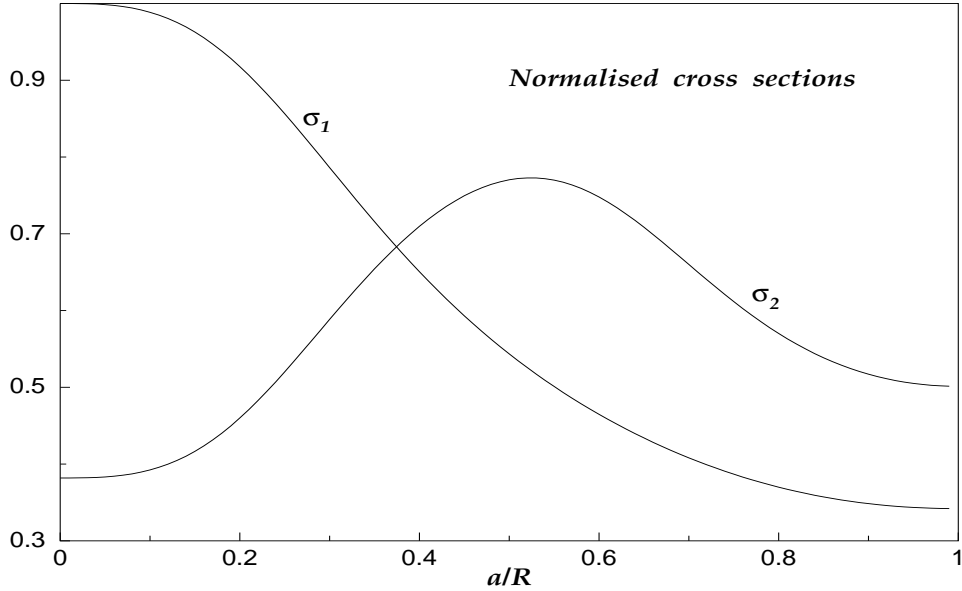


FIG. 9. Cross sections of a hollow sphere in its first two quadrupole modes as a function of thickness. Values are referred to the cross section of a solid sphere in its first quadrupole resonance, whose *mass* equals that of the hollow sphere.

here non-resonant transducers), perfectly matched to electronic amplifiers with noise temperature  $T_n$ . Unavoidably, Brownian motion noise associated with dissipation in the antenna and electronic noise from the amplifiers limit the sensitivity of the detector. We refer the reader to [16–18] for a complete discussion on the sensitivity of resonant-mass detectors and report here only a few basic formulas for the evaluation of the detector sensitivity to various signals.

The total noise at the output of each resonant mode can be seen as due to an input noise generator having spectral density of strain  $S_h(f)$ , acting on a noiseless oscillator.  $S_h(f)$  represents the input GW spectrum that would produce a signal equal to the noise spectrum actually observed at the output of the detector instrumentation. In a resonant-mass detector, this function is a resonant curve and can be characterized by its value at resonance  $S_h(f_n)$  and by its half height width.  $S_h(f_n)$  can be written as:

$$S_h(f_n) = \frac{G}{c^3} \frac{4kT_e}{\sigma_n Q_n f_n} \quad (4.1)$$

Here  $T_e$  is the thermodynamic temperature of the detector plus a back-action contribution from the amplifiers, and  $Q_n$  is the quality factor of the mode.

The half height width of  $S_h(f)$  gives the bandwidth of the resonant mode:

$$\Delta f_n = \frac{f_n}{Q_n} \Gamma_n^{-1/2} \quad (4.2)$$

Here,  $\Gamma_n$  is the ratio of the wideband noise in the  $n$ -th resonance bandwidth to the narrowband noise,

$$\Gamma_n \simeq \frac{T_n}{2\beta_n Q_n T_e}, \quad (4.3)$$

where  $\beta_n$  is the transducer coupling factor, defined as the fraction of the total mode energy available at the transducer output.

In practice  $\Gamma_n \ll 1$  and the bandwidth is much larger than the pure resonance linewidth  $f_n/Q_n$ . In the limit  $\Gamma_n \rightarrow 0$ , the bandwidth becomes infinite. The bandwidth of the present resonant bars is of the order of a few Hz [1]. If a quantum limited readout system were available, values of the order of 100 Hz could be reached [19,20].

The equations (4.1 and 4.2) can be used to characterize the sensitivity of the quadrupole modes of a hollow spherical resonant-mass detector. The optimum performance is obtained by filtering the output with a filter matched to the signal. The energy signal-to-noise ratio ( $SNR$ ) of the filter output is given by the well-known formula

$$SNR = \int_{-\infty}^{+\infty} \frac{|H(f)|^2}{S_h(f)} df \quad (4.4)$$

TABLE I. Main features and sensitivities for several hypothetical hollow spheres of two different materials.

	M (ton)	$2R$ (m)	$(R - a)$ (cm)	$f_1$ (Hz)	$f_2$ (Hz)	$\sigma_1$ (m <sup>2</sup> Hz)	$\sigma_2$ (m <sup>2</sup> Hz)	$\sqrt{S_{h1}} (Hz^{-1/2})$	$\sqrt{S_{h2}} (Hz^{-1/2})$
CuAl	200	4	81	395	1188	$1.5 \cdot 10^{-23}$	$2.4 \cdot 10^{-23}$	$4.7 \cdot 10^{-24}$	$3.7 \cdot 10^{-24}$
	200	6	25	191	753	$1.1 \cdot 10^{-23}$	$1.7 \cdot 10^{-23}$	$5.4 \cdot 10^{-24}$	$4.4 \cdot 10^{-24}$
	100	4	31	302	1161	$5.8 \cdot 10^{-24}$	$8.8 \cdot 10^{-24}$	$7.5 \cdot 10^{-24}$	$6.1 \cdot 10^{-24}$
	100	6	12	185	738	$5.6 \cdot 10^{-24}$	$8.2 \cdot 10^{-24}$	$7.7 \cdot 10^{-24}$	$6.3 \cdot 10^{-24}$
	40	3	22	399	1543	$2.3 \cdot 10^{-24}$	$3.5 \cdot 10^{-24}$	$1.2 \cdot 10^{-23}$	$9.7 \cdot 10^{-24}$
	40	4	11	281	1115	$2.2 \cdot 10^{-24}$	$3.3 \cdot 10^{-24}$	$1.2 \cdot 10^{-23}$	$1.0 \cdot 10^{-23}$
Al5056	200	6	90	273	935	$1.8 \cdot 10^{-23}$	$2.9 \cdot 10^{-23}$	$4.3 \cdot 10^{-24}$	$3.4 \cdot 10^{-24}$
	100	6	37	230	896	$7.7 \cdot 10^{-24}$	$1.2 \cdot 10^{-23}$	$6.6 \cdot 10^{-24}$	$5.4 \cdot 10^{-24}$
	40	4	35	361	1370	$3.2 \cdot 10^{-24}$	$4.8 \cdot 10^{-24}$	$1.0 \cdot 10^{-23}$	$8.3 \cdot 10^{-24}$
	40	6	14	218	866	$3.0 \cdot 10^{-24}$	$4.4 \cdot 10^{-24}$	$1.0 \cdot 10^{-23}$	$8.7 \cdot 10^{-24}$

where  $H(f)$  is the Fourier transform of  $h(t)$ .

We now report the  $SNR$  of a hollow spherical detector for various GW signals. To be specific, we shall assume that the thermodynamic temperature of the detector can be reduced to below 50 mK, and that the quality factors of the modes are of the order of  $10^7$ , so that the overall detector noise will be dominated by the electronic amplifier noise. If we express the energy of the latter as a multiple of the *quantum limit*, i.e.,  $kT_n = N\hbar\omega$  then the strain spectral density becomes

$$S_h(f_n) \simeq \frac{G}{c^3} \frac{4\pi\beta_n N\hbar}{\sigma_n} \quad (4.5)$$

In these conditions the fractional bandwidth  $\Delta f_n/f_n$  becomes of the order of  $\beta_n$  that we assume of about 0.1. We shall consider hollow spheres made of the usual aluminium alloy Al5056 and of a recently investigated copper alloy (CuAl) [21]. Table I displays numerical values of the most relevant parameters for a few example detectors with a noise level equal to the quantum limit, i.e.  $N = 1$ .

### A. Bursts

We model the burst signal as a featureless waveform, rising quickly to an amplitude  $h_0$  and lasting for a time  $\tau_g$  much shorter than the detector integration time  $\Delta t = \Delta f_n^{-1}$ . Its Fourier transform will be considered constant within the detector bandwidth:  $H(f) \simeq H(f_n) = H_0$ . From (4.4) we get

$$SNR = \frac{2\pi\Delta f_n H_0^2}{S_h(f_n)} \quad (4.6)$$

For  $SNR = 1$ , and using the equation  $H_0^{\min} = h_0^{\min}\tau_g$ , we find

$$(h_0^{\min})_{\text{burst}} = \tau_g^{-1} \left[ \frac{S_h(f_n)}{2\pi\Delta f_n} \right]^{1/2} \quad (4.7)$$

The level  $h_0^{\min} \simeq 10^{-22}$  can be reached by the lowest order mode of a typical large hollow spherical detector such as the one being considered. The GW luminosity of burst sources is still largely unknown, so it is difficult to accurately estimate their detectability. The above sensitivity is however likely to enable the detection of GW collapses in the Virgo cluster for an energy conversion of  $10^{-4} M_\odot$  into a millisecond GW burst. See table II for a few specific examples.

### B. Monochromatic signals

We consider a sinusoidal wave of amplitude  $h_0$  and frequency  $f_s$  constant over the observation time  $t_m$ . The Fourier transform amplitude at  $f_n$  is  $\frac{1}{2}h_0 t_m$  with a bandwidth given by  $t_m^{-1}$ . The  $SNR$  can be written as

TABLE II. Sensitivity to burst and monochromatic (integrated for one year) GW signals of a few hollow spheres of two different materials.

	M (ton)	2R (m)	(R - a) (cm)	f <sub>1</sub> (Hz)	f <sub>2</sub> (Hz)	(h <sub>01</sub> <sup>min</sup> ) <sub>burst</sub>	(h <sub>02</sub> <sup>min</sup> ) <sub>burst</sub>	(h <sub>01</sub> <sup>min</sup> ) <sub>m</sub>	(h <sub>02</sub> <sup>min</sup> ) <sub>m</sub>
CuAl	200	6	25	191	753	4.9 10 <sup>-22</sup>	2.0 10 <sup>-22</sup>	1.4 10 <sup>-27</sup>	1.1 10 <sup>-27</sup>
	100	4	31	302	1161	5.5 10 <sup>-22</sup>	2.3 10 <sup>-22</sup>	1.9 10 <sup>-27</sup>	1.5 10 <sup>-27</sup>
Al5056	100	6	37	230	896	5.5 10 <sup>-22</sup>	2.3 10 <sup>-22</sup>	1.7 10 <sup>-27</sup>	1.4 10 <sup>-27</sup>

$$SNR = \frac{t_m h_0^2}{2S_h(f_n)} \{1 + \Gamma_n [Q^2 (1 - f_s^2/f_n^2) + f_s^2/f_n^2]\} \quad (4.8)$$

For  $SNR = 1$  we obtain a minimum detectable value of  $h_0$ , which at  $f_s = f_n$  is

$$(h_0^{\min})_m = \left[ \frac{2S_h(f_n)}{t_m} \right]^{1/2} \quad (4.9)$$

See table II for a few specific examples. For instance, the nearby pulsar [22] PSR J0437-4715, at a distance of 150 pc, might emit at 347 Hz a GW amplitude (optimistically) of  $2 \times 10^{-26}$ . This would give  $SNR = 100$  on a hollow spherical detector having  $M = 100$  tons after integrating the signal for 1 year.

### C. Chirps

We consider here the interaction of the hollow spherical detector with the waveform emitted by a binary system, consisting of either neutron stars or black holes, in the inspiral phase. The system, in the Newtonian regime, has a clean analytic behaviour, and emits a waveform of increasing amplitude and frequency that can sweep up to the kHz range of frequency.

From the resonant-mass detector viewpoint, the chirp signal can be treated as a transient GW, depositing energy in a time-scale short with respect to the detector damping time [23]. We can then use (4.6) to evaluate the  $SNR$ , where the Fourier transform  $H(f_n)$  at the resonant frequency  $f_n$  can be explicitly written as

$$H(f_n) = \left\{ \left[ \int h(t) \cos(2\pi f_n t) dt \right]^2 + \left[ \int h(t) \sin(2\pi f_n t) dt \right]^2 \right\}^{1/2} \quad (4.10)$$

with  $h(t)$  indicating  $h_+(t)$  or  $h_\times(t)$ . Substituting into (4.10) the well-known chirp waveforms for an optimally oriented orbit of zero eccentricity in the Newtonian approximation [18], the  $SNR$  for chirp detection is [24]:

$$SNR = \frac{2^{1/3} 5 G^{5/3} \pi^2 \Delta f_n}{12 c^3 S_h(f_n) r^2} \frac{1}{M_c^{5/3} (2\pi f_n)^{-7/3}} \quad (4.11)$$

$M_c$  is the chirp mass defined as  $M_c = (m_1 m_2)^{3/5} (m_1 + m_2)^{-1/5}$ , where  $m_1$  and  $m_2$  are the masses of the two compact objects and  $r$  is the distance to the source. The chirp mass is the only parameter that determines the frequency sweep rate of the chirp signal in the Newtonian approximation, and can be determined by a *double passage* technique [24]: much like in a solid sphere detector, one can measure the time delay  $\tau_2 - \tau_1$  between excitations of the first and second quadrupole modes on a hollow spherical detector to calculate the chirp mass through equation

$$M_c = 2^{8/5} \left( \frac{5}{256} \right)^{3/5} \frac{c^3}{G} \left( \frac{\omega_2^{-8/3} - \omega_1^{-8/3}}{\tau_2 - \tau_1} \right)^{3/5} \quad (4.12)$$

where  $\omega_1$  and  $\omega_2$  are the angular frequencies of the first and second quadrupole modes, respectively. Time delays are of the order of a fraction of a second for the hollow spheres considered in this paper, well within the timing possibilities of resonant mass detectors [25]

Another consequence of the multimode and multifrequency nature of a spherically symmetric detector is the possibility to determine the orbit orientation by the measurement of the relative proportion of the two polarisation amplitudes, and thereby the distance to the source and the intrinsic GW amplitudes [24]. See figs. 10 and 11 for a specific example referring to optimally oriented circular orbits.

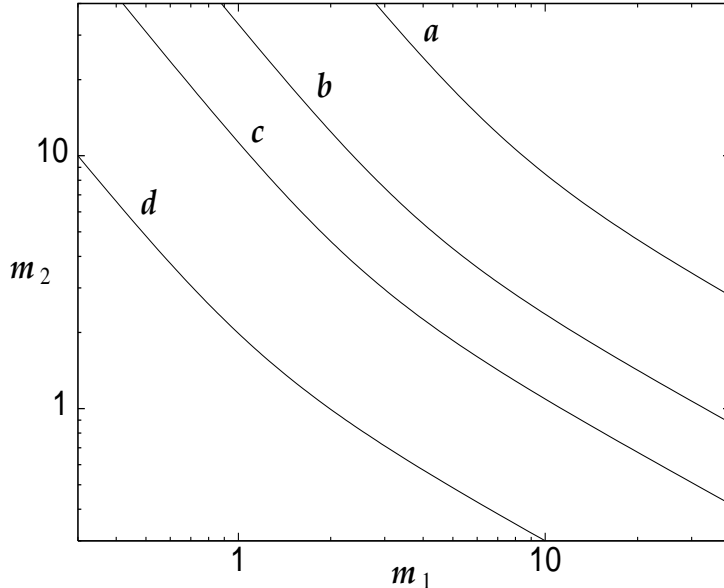


FIG. 10. Contours of constant chirp mass  $M_c$  in  $m_1, m_2$  space. At each chirp mass corresponds the maximum distance  $r$  at which the chirp can be observed with a SNR=10 by a 200 ton CuAl hollow sphere, 6 meters in diameter, at its first resonance frequency  $f_1 = 191$  Hz. The reported chirp mass values (in units of solar masses) and the corresponding maximum distances are:  $a : M_c = 8.0, r = 214$  Mpc,  $b : M_c = 4.0, r = 119$  Mpc,  $c : M_c = 2.6, r = 84$  Mpc,  $d : M_c = 1.2, r = 45$  Mpc.

Because of the Newtonian approximation, eqs. (4.11) and (4.12) become inaccurate near coalescence. In analogy with previous analyses [23,24], we limit our considerations to the frequency at which there are still five cycles remaining in the waveform until coalescence. The highest chirp mass values reported in the figures are determined by the requirement that the five-cycle-frequency of the source be larger than the resonant frequencies of the detector.

#### D. Stochastic background

In this case  $h(t)$  is a random function and we assume that its power spectrum, indicated by  $S_{gw}(f)$ , is flat and its energy density per unit logarithmic frequency is a fraction  $\Omega_{gw}(f)$  of the closure density  $\rho_c$  of the Universe:

$$\frac{d\rho_{gw}}{d\ln f} = \Omega_{gw}\rho_c \quad (4.13)$$

$S_{gw}(f)$  is given by

$$S_{gw}(f) = \frac{2G}{\pi} f^{-3} \Omega_{gw}(f) \rho_c \quad (4.14)$$

The measured noise spectrum  $S_h(f)$  of a single resonant-mass detector automatically gives an upper limit to  $S_{gw}(f)$  (and hence to  $\Omega_{gw}(f)$ ).

Two different detectors with overlapping bandwidth  $\Delta f$  will respond to the background in a correlated way. The SNR of a GW background in a cross correlation experiment between two detectors located near one another and having a power spectral density of noise  $S_h^1(f)$  and  $S_h^2(f)$  is [26]:

$$SNR = \left( \frac{S_{gw}^2}{S_h^1 S_h^2} \Delta f t_m \right)^{1/4} \quad (4.15)$$

where  $t_m$  is the total measuring time.

Detectors located some distance apart do not correlate quite so well because GWs coming from within a certain cone about the line joining the detectors will reach one of them before the other. The fall-off in the correlation with separation is a function of the ratio of the wavelength to the separation, and has been studied for pairs of bars, pairs of interferometers [27,28] and pair of spherical detectors [29].

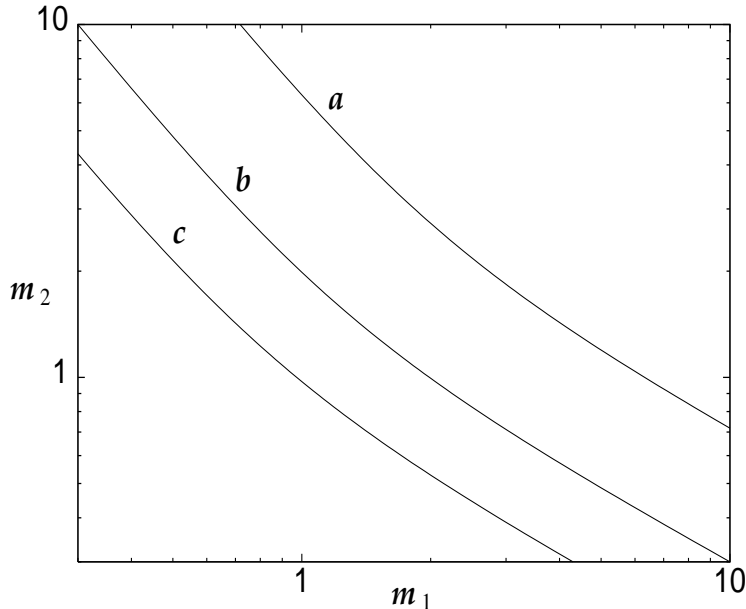


FIG. 11. Contours of constant  $M_c$  for the same hollow sphere as in fig. 10, observing the chirp at the second resonance frequency  $f_2 = 753$  Hz, with  $\text{SNR}=10$ . The chirp masses and the maximum distances are:  $a : M_c = 2.0$ ,  $r = 131$  Mpc,  $b : M_c = 1.2$ ,  $r = 86$  Mpc,  $c : M_c = 0.9$ ,  $r = 65$  Mpc. If the double passage technique is applied, the delay times between the excitation of the first and the second mode by the chirps of the given mass are:  $a : 160$  ms,  $b : 373$  ms,  $c : 648$  ms.

Assuming two identical large hollow spherical detectors are co-located for optimum correlation, the background will reach a  $\text{SNR} = 1$  if  $\Omega_{gw}$  is

$$\Omega_{gw} \simeq 10^{-9} \times \left( \frac{f_n}{200 \text{ Hz}} \right)^3 \left( \frac{\sqrt{S_h^1(f_n)}}{10^{-24} \text{ Hz}^{-1/2}} \right) \left( \frac{\sqrt{S_h^2(f_n)}}{10^{-24} \text{ Hz}^{-1/2}} \right) \left( \frac{20 \text{ Hz}}{\Delta f_n} \right)^{1/2} \left( \frac{10^7 \text{ sec}}{t_m} \right)^{1/2} \quad (4.16)$$

where the Hubble constant has been assumed  $100 \text{ km s}^{-1}$ .

Hollow spherical detectors can set very interesting limits on the GW background. In particular, following recent estimations based on cosmological string models [30], it emerges that experimental measurements performed at the level of sensitivity attainable with these detectors would be true tests of Planck-scale physics.

Eqs. (4.15) and (4.16) hold for whichever cross-correlation experiment between two GW detectors adjacent and aligned for optimum correlation. An interesting consequence is that the sensitivity of a hollow sphere-interferometer observatory will be unprecedented. It can be worth to build a hollow spherical mass detector close to a large interferometer, like LIGO or VIRGO, to perform stochastic searches [31].

## V. CONCLUSIONS

In this paper we have been mainly concerned with the problem of how an elastic *hollow* sphere responds to a GW signal impinging on it. To address this problem we have developed an analytical procedure to fully sort out the eigenfrequencies and eigenmodes of that kind of solid, then applied it to calculate the GW *absorption cross section* for arbitrary thicknesses and materials of our solid.

When realistic hypotheses are made regarding the size and material of a possible GW detector of this shape, we have seen that a hollow sphere can be advantageous in several respects. It has all the features associated with its symmetry, such as omnidirectionality and capability to determine the source direction and wave polarisation. Also, its quadrupole frequencies are below those of an equally massive solid sphere, thus making the low frequency range accessible to this antenna with good sensitivity. We have investigated the system response to the classical GW signal sources (bursts, chirps, continuous and stochastic) for several sizes and materials, and seen that interesting signal-to-noise ratios are attainable with such a detector. Also, its bandwidth partly overlaps with that of the projected large interferometers [32,33], so potentially both kinds of detectors can be operated simultaneously to make *hybrid* GW observatories of unprecedented sensitivity and signal characterisation power.

While it seems possible to cool a 100 ton solid sphere down to 50 mK [34], the possibility of cooling a large hollow sphere at such low temperatures, as well as the fabrication technique and the influence of cosmic rays on a low-temperature GW detector of that shape and dimensions, are currently under investigation.

## ACKNOWLEDGMENTS

We are grateful to S. Merkowitz and S. Vitale for helpful discussions, and also to A. Semeonov from the Kapitza Institute for Physical Problems, Moscow. One of us (GF) has received financial support from the Dutch NWO, two of us (JAL and JAO) from the Spanish Ministry of Education through contract number PB93-1050, and two of us (EC and VF) from the Istituto Nazionale di Fisica Nucleare.

## REFERENCES

- 
- [1] E. Coccia, G.Pizzella, F.Ronga (eds.), *Gravitational Wave Experiments*, Proceedings of the First Edoardo Amaldi Conference, Frascati 1994 (World Scientific, Singapore, 1995).
  - [2] P. Astone *et al.* (ROG collaboration), *Astrop. Phys.* (in press).
  - [3] M. Cerdonio *et al.* (AURIGA collaboration), in reference [1] above.
  - [4] G. Frossati, in reference [1] above.
  - [5] W.W. Johnson and S. M. Merkowitz, *Phys. Rev. Lett.* 70, 2367 (1993).
  - [6] C.Z. Zhou and P.F. Michelson, *Phys. Rev. D* 51, 2517 (1995).
  - [7] E.Coccia, J.A. Lobo and J.A. Ortega, *Phys. Rev. D* 52, 3735.
  - [8] J.A. Lobo, *Phys. Rev. D* 52, 591 (1995).
  - [9] R. Forward, *Gen. Rel. and Grav.* 2, 149 (1971).
  - [10] R.V. Wagoner and H.J. Paik in *Proc. of the Int. Symposium on Experimental Gravitation* (Accademia Nazionale dei Lincei, Rome, 1977).
  - [11] N.S. Magalhaes *et al.*, *Mon. Not. R. Astron. Soc.* 274, 670 (1995).
  - [12] J.A. Lobo and M. Serrano, *Europhys. Lett.* 35, 253 (1996).
  - [13] An european company fabricating large propellers is LIPS, Drunen (The Netherlands).
  - [14] Love A.E.H., *A Treatise on the Mathematical Theory of Elasticity*, Dover 1944.
  - [15] *Handbook of Mathematical Functions*, edited by M. Abramowitz and I.A. Stegun (Dover, New York, 1972).
  - [16] R.P. Giffard, *Phys. Rev. D* 14, 2478 (1976).
  - [17] G.V. Pallottino, G. Pizzella, *Nuovo Cimento C* 4, 237 (1981).
  - [18] K.S. Thorne, in *300 Years of Gravitation*, S.W.Hawking and W.Israel (eds.), (Cambridge Univ. Press, Cambridge, 1987).
  - [19] H.J. Paik in reference [1] above.
  - [20] W.O. Hamilton, Proceedings of the 7th Marcel Grossmann Meeting on General Relativity, Stanford 1994, (World Scientific, Singapore, 1996), R.T. Jantzen, G. Mac Keiser, R. Ruffini (eds.).
  - [21] G. Frossati, Proceedings of the International Conference on Gravitational Waves: Sources and Detectors, Cascina (Italy) 1996 (World Scientific, Singapore, 1997), I. Ciufolini, F. Fiducaro (eds.).
  - [22] S. Johnston *et al.*, *Nature* 361, 613 (1993).
  - [23] D. Dewey, *Phys. Rev. D* 36, 1577 (1987).
  - [24] E. Coccia and V. Fafone, *Phys. Lett. A* 213, 16 (1996).
  - [25] S. Vitale *et al.*, in reference [1] above.
  - [26] J.S. Bendat and A.G. Piersol, *Measurement and analysis of random data*, (John Wiley & Sons, New York, 1966).
  - [27] P.F. Michelson, *Mon. Not. R. Astr. Soc.* 227, 933 (1987).
  - [28] E.E. Flanagan, *Phys. Review D* 48, 2389 (1995).
  - [29] S. Vitale, M. Cerdonio, E. Coccia and A. Ortolan, *Phys. Rev. D* 55, 1741 (1997).
  - [30] R. Brustein, m. Gasperini, M. Giovannini and G. Veneziano, *Phys. Lett. B* 36, 45 (1995).
  - [31] P. Astone, J.A. Lobo and B.F. Schutz, *Class. Quantum Grav.* 11, 2093 (1994).
  - [32] A. Giazotto *et al.* (VIRGO collaboration), in reference [1] above.
  - [33] F.J. Raab (LIGO team), in reference [1] above.
  - [34] G. Frossati and E. Coccia, *Cryogenics, ICEC supplement* 34, 9 (1994).